

No. 816,105.

PATENTED MAR. 27, 1906.

E. S. LEWIS.
HOLDER FOR NURSING BOTTLES.

APPLICATION FILED MAY 10, 1905.

2 SHEETS—SHEET 1.

Fig. 1.

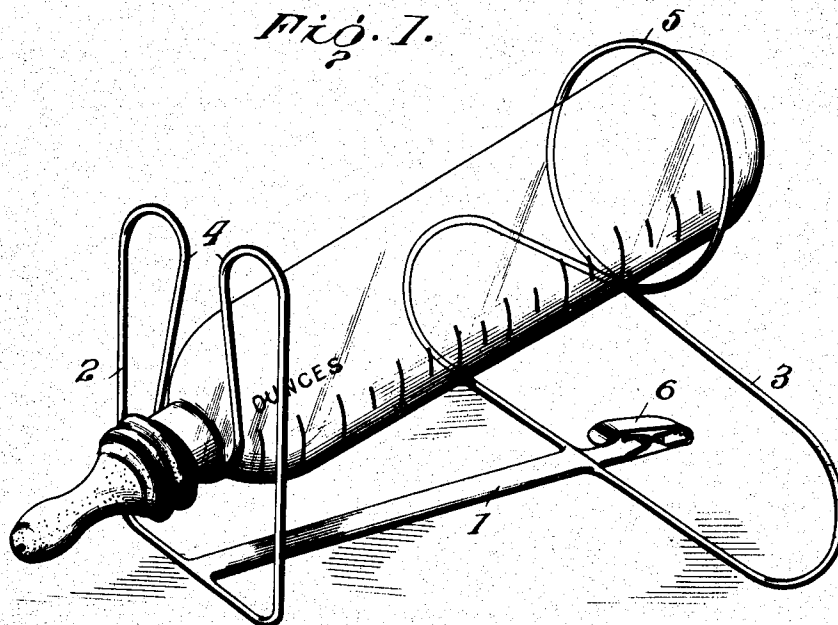
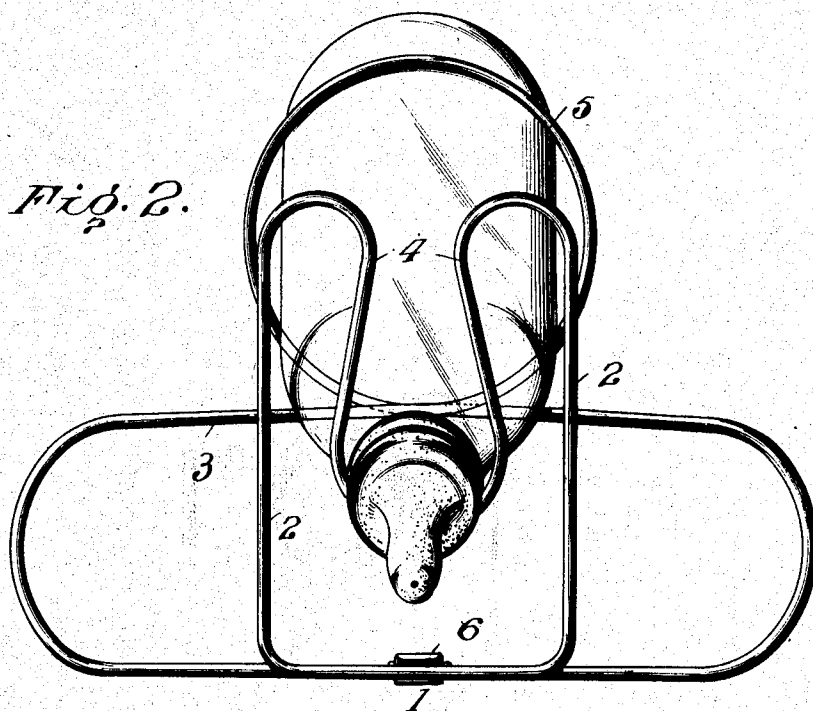


Fig. 2.



Inventor

Emily S. Lewis.

Witnesses

Wilfred Sargent Lewis
Wilfred Lewis

By,


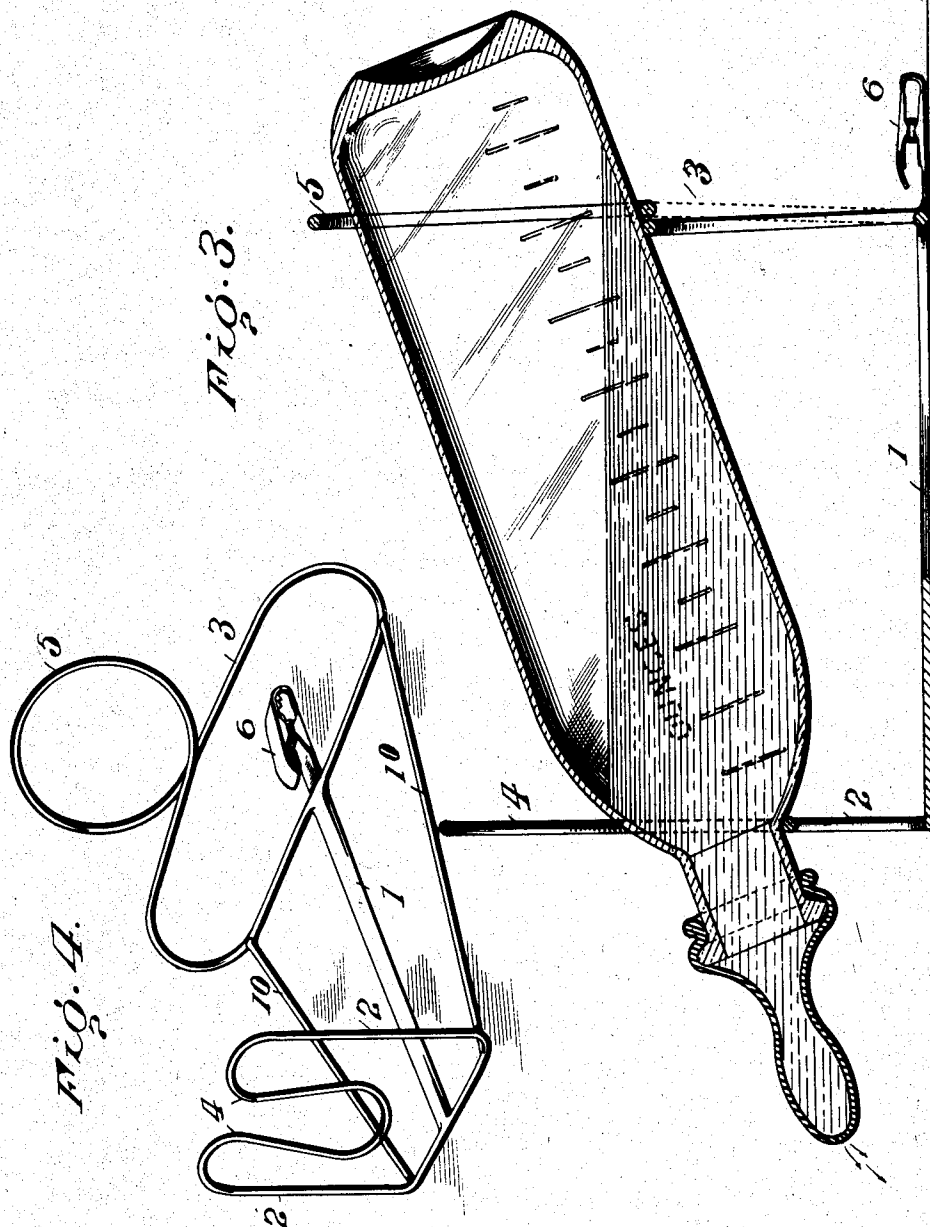
Augustus B. Sloughton.
Attorney

No. 816,105.

PATENTED MAR. 27, 1906.

E. S. LEWIS.
HOLDER FOR NURSING BOTTLES.
APPLICATION FILED MAY 19, 1905.

2 SHEETS—SHEET 2.



Inventor

Emily S. Lewis.

Witnesses

Wilfred Sargent Lewis
Wilfred Lewis

By, Augustine B. Slaughter.

Attorney

UNITED STATES PATENT OFFICE.

EMILY SARGENT LEWIS, OF PHILADELPHIA, PENNSYLVANIA.

HOLDER FOR NURSING-BOTTLES.

No. 816,105.

Specification of Letters Patent.

Patented March 27, 1906.

Application filed May 19, 1905. Serial No. 261,226.

To all whom it may concern:

Be it known that I, EMILY SARGENT LEWIS, a citizen of the United States, residing at Philadelphia, in the county of Philadelphia and State of Pennsylvania, have invented new and useful Improvements in Holders for Nursing-Bottles, of which the following is a specification.

Objects of the invention are to provide a simple, neat, inexpensive, and efficient rack or holder for nursing-bottles, whereby the latter may be arranged within easy reach of an infant and mechanically held in such manner as to be readily accessible to the infant without the intervention of a nurse or other attendant; to insure the proper positioning of the bottle in respect to its angle of inclination, so that the nipple of the bottle is at all times filled with milk and the sucking of air by the infant avoided, and to properly secure the rack or carrier so that there shall be no liability of breakage of the bottle and the consequent waste or accidental flow of the contents thereof.

To these and other ends the invention consists in the improvements hereinafter described and claimed.

The nature, characteristic features, and scope of the invention will be more readily understood from the following description, taken in connection with the accompanying drawings, forming part hereof, and wherein—

Figure 1 is a perspective view of a rack or holder embodying my invention with a nursing-bottle applied. Fig. 2 is a frontal perspective view of the same. Fig. 3 is a sectional view of the rack and bottle, and Fig. 4 is a perspective view of a modified form of rack or holder.

Having reference to the drawings, 1 is a central support, reach, or distance piece, which connects and constitutes the common base of two end standards 2 and 3. These end supports or standards may be conveniently constructed of wire and, if desirable, the entire frame may be formed of a single length of wire. By employing spring-wire the standards or end pieces are given more or less resilience. The standard 2 is provided with spaced vertically-ranging arms 4, between which the neck of the bottle is inserted. In the device of the drawings the arms 4 constitute spring-clasps, and the neck of the bottle is sprung into place therebetween. The other standard 3 is formed or provided with an annular or other appropriate shape recep-

tacle 5, to accommodate the body of the bottle. It is to be noted that the ring or receptacle 5 is disposed in a plane above the bottle-neck support, so that the bottle will be held at a proper angle of inclination with the nipple well below the body of the bottle. Thus the nipple always contains milk, and it will be impossible for the infant to suck air.

Means may be provided to secure the rack or holder within easy reach of the child and to prevent its being accidentally overturned. This is illustrated in the drawings in the form of a spring-clip 6.

In the modification, Fig. 4, the end supports or standards 2 and 3 are further braced by the laterally-disposed parts or members 10 without lessening the resilience of the end standards.

This improved carrier or holder is primarily intended for feeding infants while in a recumbent position; but when not so employed it may be used as a rack to sustain the nursing-bottle (which is generally formed with a rounded bottom) in upright position.

It will be obvious to those skilled in the art to which the invention appertains that modifications may be made in detail without departing from the spirit and scope of same. Hence I do not limit myself to the precise construction and arrangement of parts hereinbefore described; but,

Having described the nature and objects of the invention, what I claim as new, and desire to secure by Letters Patent, is—

1. A rack or holder for nursing-bottles, comprising end supports or standards springing from a common base, one of said standards having spring-clasps for engagement with the neck and the other having a yieldingly-supported receptacle for the body, substantially as specified.

2. A rack or holder for the purpose stated, comprising a base, means for securing the same, and end supports or standards, whereof one is provided with vertically-extending spring clasps or fingers to engage the neck of the bottle, and whereof the other terminates in a spring-supported loop to receive the body of the bottle, substantially as specified.

In testimony whereof I have hereunto signed my name in presence of two subscribing witnesses.

EMILY SARGENT LEWIS.

Witnesses:

WILFRED SARGENT LEWIS.

WILFRED LEWIS.