



US00D752205S

(12) **United States Design Patent**
Genord et al.

(10) **Patent No.:** **US D752,205 S**

(45) **Date of Patent:** **** Mar. 22, 2016**

(54) **DRY POWDER NEBULIZER DEVICE**

(71) Applicant: **MicroDose Therapeutx, Inc.**,
Monmouth Junction, NJ (US)

(72) Inventors: **Dan Genord**, South Lyon, MI (US); **Jeff DeBoer**, Ann Arbor, MI (US)

(73) Assignee: **MicroDose Therapeutx, Inc.**,
Monmouth Junction, NJ (US)

(**) Term: **14 Years**

(21) Appl. No.: **29/500,218**

(22) Filed: **Aug. 22, 2014**

(51) **LOC (10) Cl.** **29-02**

(52) **U.S. Cl.**
USPC **D24/110**

(58) **Field of Classification Search**
USPC D24/107, 108, 110, 110.1, 164
CPC A61M 15/0065; A61M 15/0091;
A61M 15/0021; A61M 15/0026; A61M 15/00;
A61M 11/00; A61M 11/02; A61M 11/04
See application file for complete search history.

(56) **References Cited**

U.S. PATENT DOCUMENTS

5,392,768	A *	2/1995	Johansson	A61M 15/00 128/200.14
D363,775	S *	10/1995	Hobbs	D24/110
5,469,750	A *	11/1995	Lloyd	A61M 15/00 73/1.34
D441,071	S *	4/2001	Attolini	D24/110
D444,226	S *	6/2001	Geert-Jensen	D24/110
6,283,118	B1 *	9/2001	Lu	A61M 11/005 128/200.16
D558,330	S *	12/2007	Chang	D24/110
D585,977	S *	2/2009	Brown	D24/110
D687,945	S *	8/2013	Brewer	D24/110
D687,946	S *	8/2013	Brewer	D24/110
D687,947	S *	8/2013	Brewer	D24/110
8,511,301	B2 *	8/2013	Nobutani	A61M 15/0065 128/203.12
8,616,195	B2 *	12/2013	Power	A61M 15/0085 128/200.14

2006/0000469	A1 *	1/2006	Tseng	A61M 15/00 128/200.14
2006/0137682	A1 *	6/2006	Tseng	A61M 15/00 128/200.14
2007/0227534	A1 *	10/2007	Nobutani	A61M 15/0065 128/200.14
2008/0022998	A1 *	1/2008	Hamano	A61M 11/041 128/200.14
2009/0050142	A1 *	2/2009	Hamano	A61M 15/02 128/200.23
2009/0107492	A1 *	4/2009	Ooida	A61M 11/005 128/200.21

(Continued)

OTHER PUBLICATIONS

Cook, et al., "Phase I Studies of MDT-837: Antiviral Treatment for Respiratory Syncytial Virus Infection," MicroDose Therapeutx, Inc, poster from RSV, 8th Annual Respiratory Syncytial Virus Symposium, Santa Fe, New Mexico, 2012.

(Continued)

Primary Examiner — Barbara Fox
Assistant Examiner — Lilyana Bekic
(74) *Attorney, Agent, or Firm* — RatnerPrestia

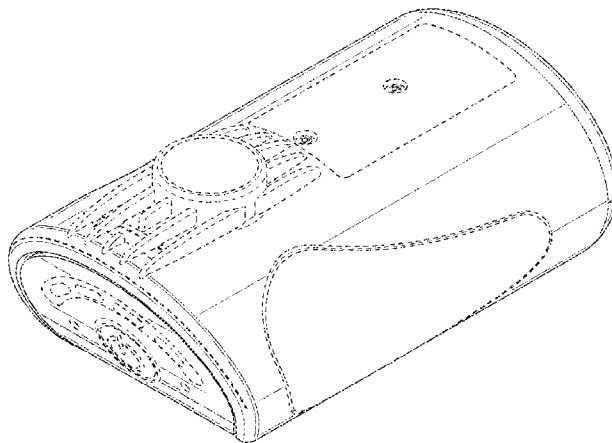
(57) **CLAIM**

The ornamental design for a dry powder nebulizer device, as shown and described.

DESCRIPTION

FIG. 1 is a perspective view from the top, front and right corner of a dry powder nebulizer device; FIG. 2 is a top plan view thereof; FIG. 3 is a bottom plan view thereof; FIG. 4 is a left elevation view thereof; FIG. 5 is a right elevation view thereof; FIG. 6 is a front elevation view thereof; FIG. 7 is a rear elevation view thereof; and, FIG. 8 is a perspective view from the top, front and right corner thereof showing the dry powder nebulizer device attached to a facemask. The broken line showing of the facemask in FIG. 8 illustrates the environment of the claimed design and forms no part thereof. All other broken lines in the drawings illustrate portions of the dry powder nebulizer device which form no part of the claimed design.

1 Claim, 8 Drawing Sheets



(56)

References Cited

OTHER PUBLICATIONS

U.S. PATENT DOCUMENTS

2010/0043792 A1 * 2/2010 Takei A61M 15/009
128/203.15
2010/0154793 A1 * 6/2010 Kobayashi A61M 15/025
128/203.14
2012/0160241 A1 * 6/2012 Oliva A61M 15/0028
128/203.15

“Teva R&D in Focus—Respiratory,” Webinar for the investment community, Oct. 8, 2013, downloaded from <http://www.sec.gov/Archives/edgar/data/818686/000115752313004664/a50725085ex99-1.htm>.

* cited by examiner

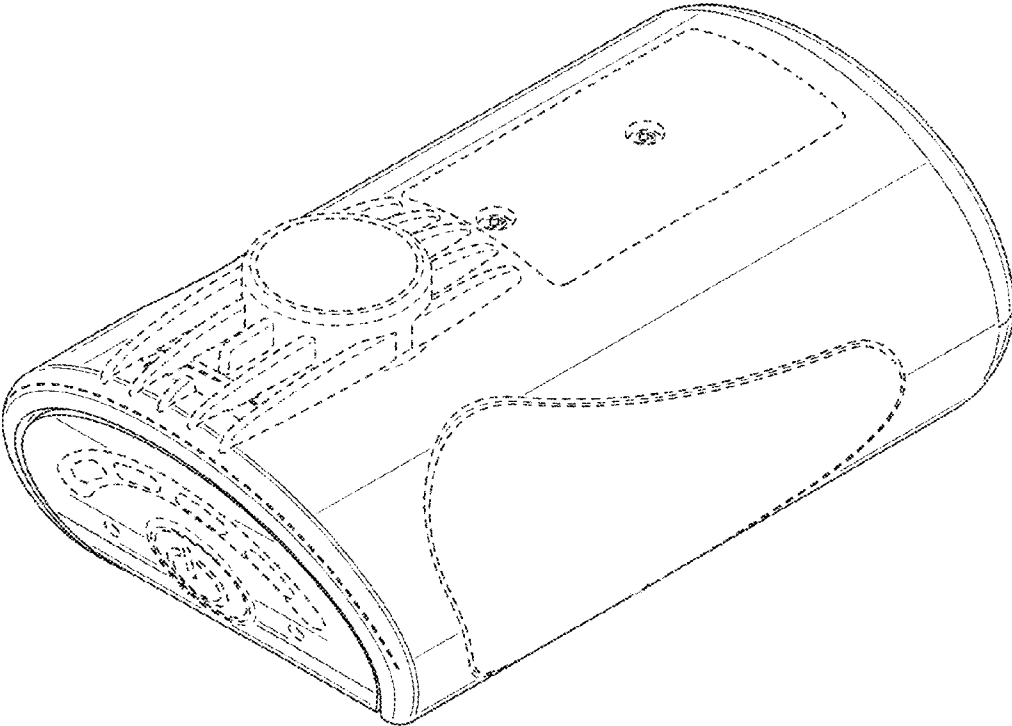


FIG. 1

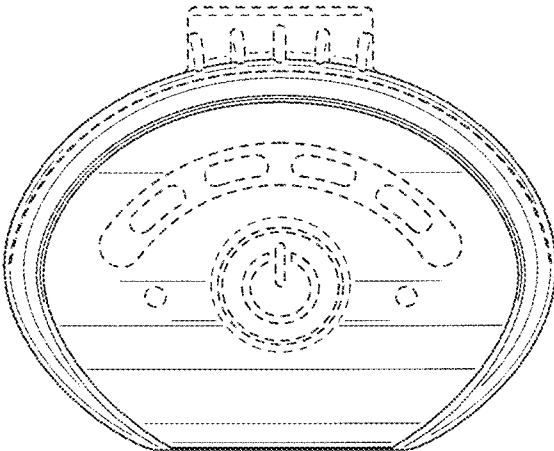


FIG. 2

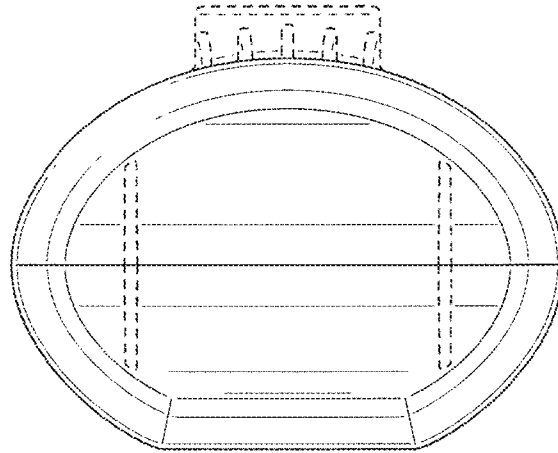


FIG. 3

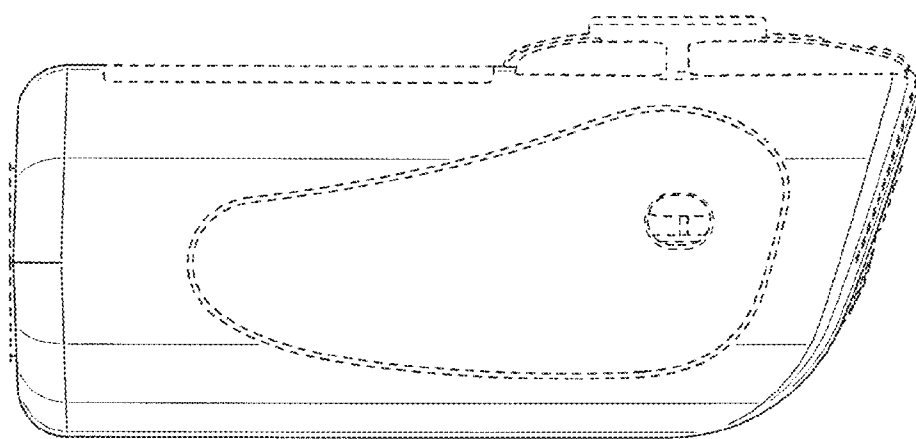


FIG. 4

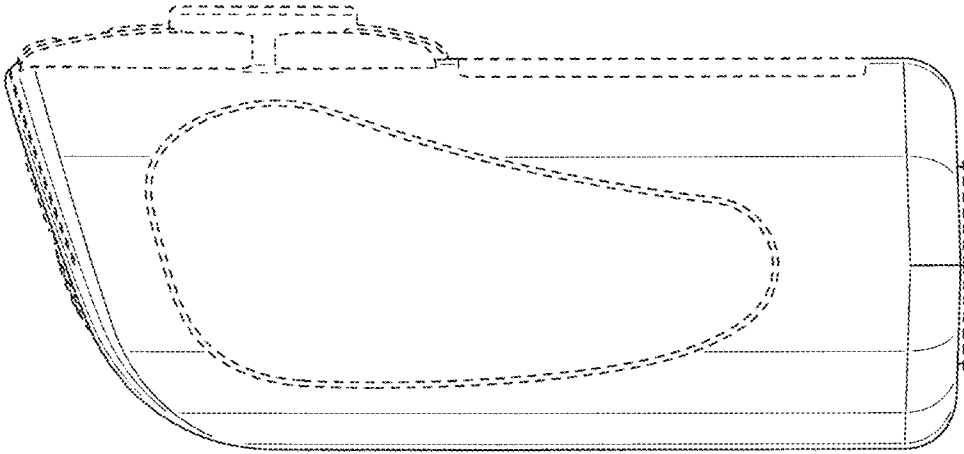


FIG. 5

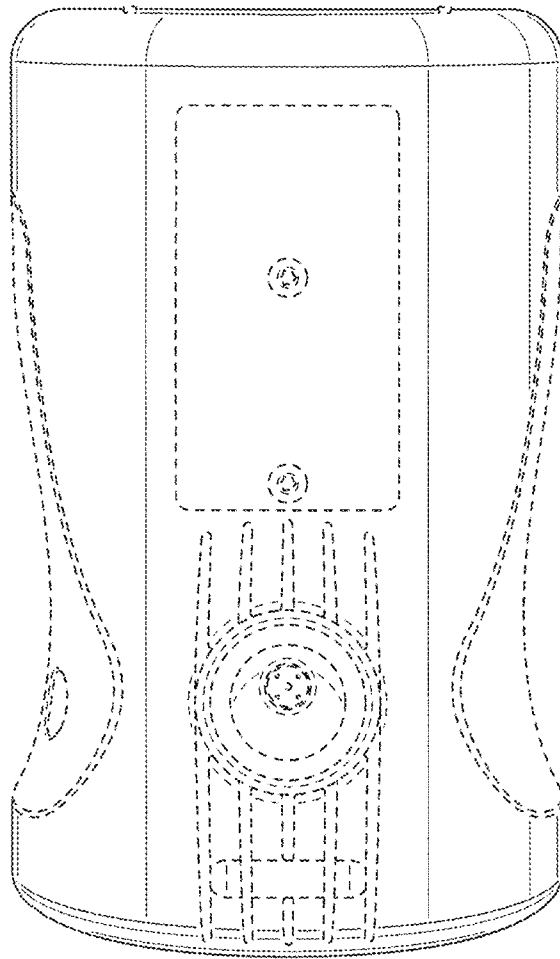


FIG. 6

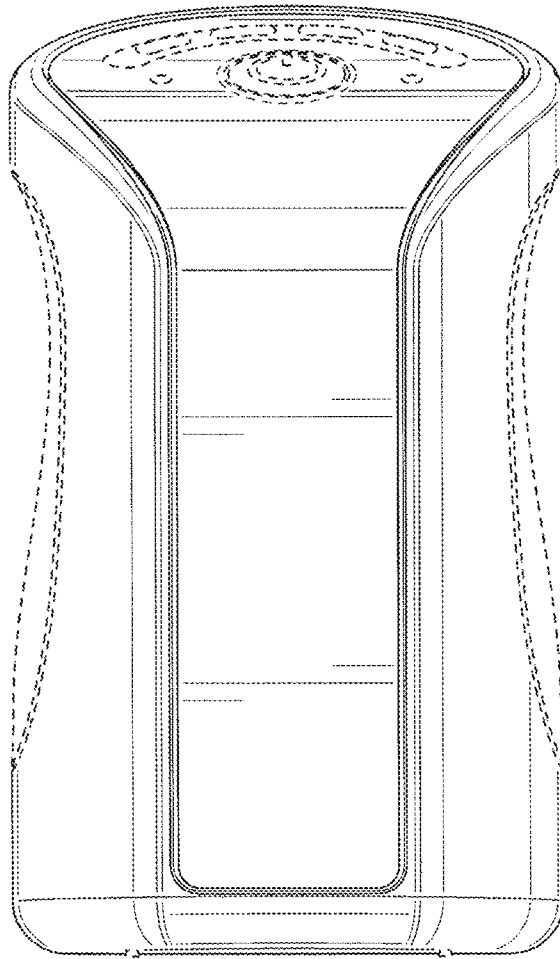


FIG. 7

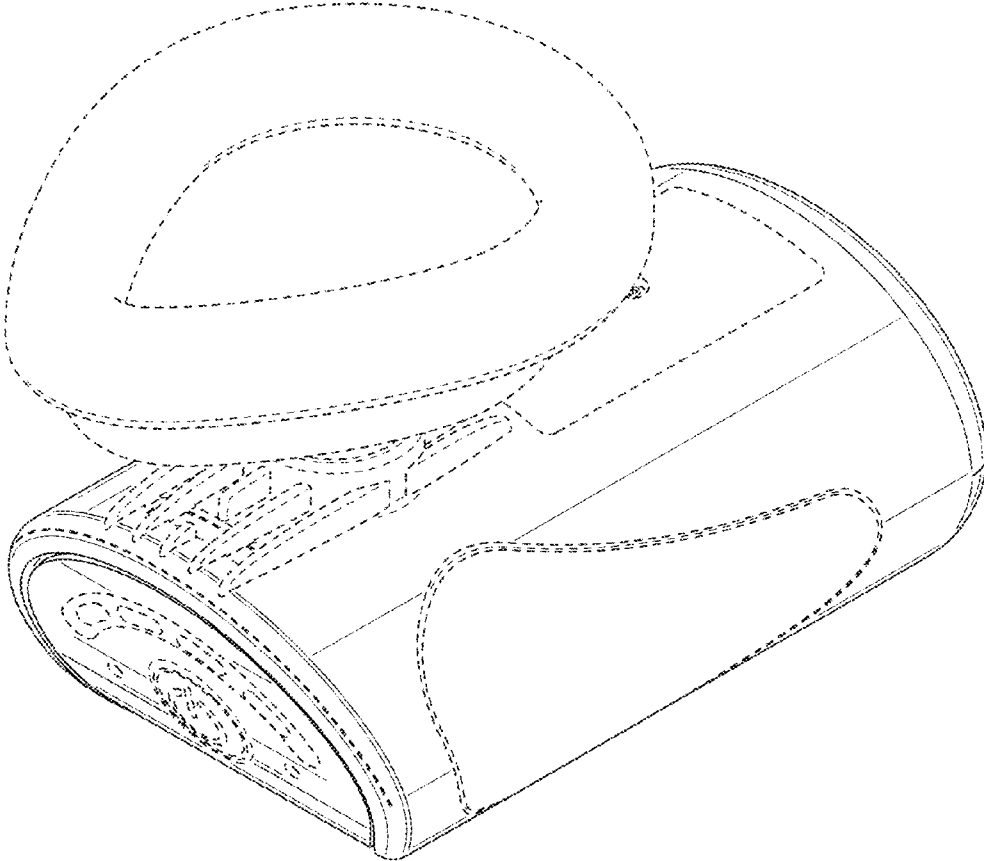


FIG. 8