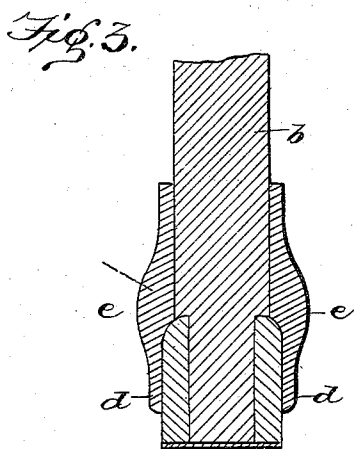
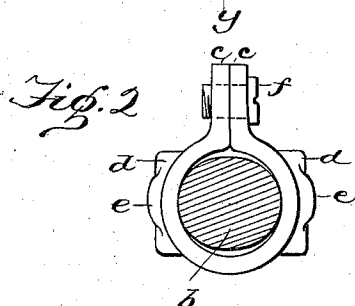
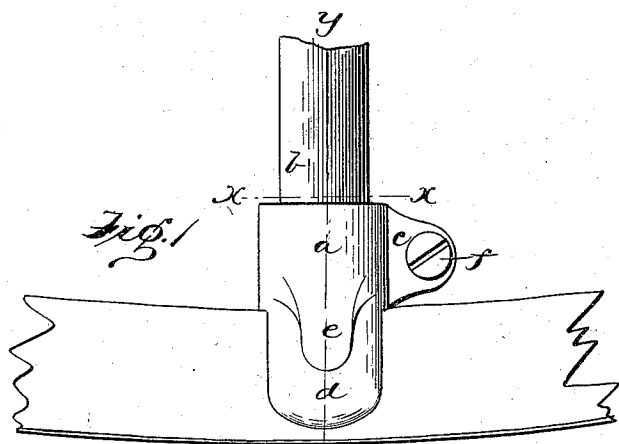


(No Model.)

H. H. McELHINEY.
SPOKE SOCKET.

No. 555,966.

Patented Mar. 10, 1896.



witnesses
J. M. Fowler Jr.
R. E. Rabbitt.

Inventor
H. H. McElhiney
By John C. Duffie
Attorney

UNITED STATES PATENT OFFICE.

HARRISON H. McELHINEY, OF ST. LOUIS, MISSOURI.

SPOKE-SOCKET.

SPECIFICATION forming part of Letters Patent No. 555,966, dated March 10, 1896.

Application filed July 3, 1895. Serial No. 554,797. (No model.)

To all whom it may concern:

Be it known that I, HARRISON H. McELHINEY, a citizen of the United States, residing at St. Louis, in the State of Missouri, have
5 invented certain new and useful Improvements in Clamps for Felly and Spoke Joints; and I do hereby declare the following to be a full, clear, and exact description of the invention, such as will enable others skilled in the
10 art to which it appertains to make and use the same.

My invention is a spoke-socket and felly-clamp; and it consists in its novel construction.

15 In the accompanying drawings, Figure 1 is a side elevation. Fig. 2 is a horizontal sectional view cut on the line *x x*. Fig. 3 is a vertical sectional view cut on the line *y y*.

My invention is intended as a spoke and
20 felly support. The whole is integral, except the screw-bolt, so that should the screw-bolt become loose or work out the rigidity of the metal will still hold it in place and also hold the spoke and felly in place.

25 My invention is described as follows:

It consists of one piece, consisting of the circular clamp *a*, which encircles the spoke *b*, the perforated ears *c*, one of which is threaded, the downward-extending lugs *d*, which embrace the felly, and the enlargement or
30 strengthening parts *e* and the screw-bolt *f*, which pass through the perforations in the ears *c* and draw the edges of the device together.

Having described my invention, what I
35 claim as new, and desire to secure by Letters Patent, is—

The spoke-socket and felly-clamp, consisting of two parts, the first part consisting of the circular part *a*, perforated ears *c*, lugs *d*,
40 and strengthening enlargements *e*, and the second part consisting of the screw-bolt *f*, substantially as shown and described and for the purposes set forth.

In testimony whereof I affix my signature
45 in presence of two witnesses.

HARRISON H. McELHINEY.

Witnesses:

R. G. DUNSMORE,
M. B. KLAMBO.