US00D357249S

United States Patent [19]

Williams

[11] Patent Number: Des. 357,249

[45] Date of Patent: ** Apr. 11, 1995

[54] **PORTABLE TELEPHONE**

[75] Inventor: **Daniel L. Williams**, Vernon Hills, Ill.

[73] Assignee: **Motorola, Inc.**, Schaumburg, Ill.

[**] Term: **14 Years**

[21] Appl. No.: **19,163**

[22] Filed: **Feb. 24, 1994**

[52] **U.S. Cl.** **D14/138**; D14/147

[58] **Field of Search** D14/137, 138, 147, 148, D14/116, 140, 142, 248; 379/58-61, 419, 420, 428, 440, 433

[56] **References Cited**

U.S. PATENT DOCUMENTS

D. 305,427	1/1990	Soren et al.	D14/138
D. 319,233	8/1991	Konno et al.	D14/148 X
D. 334,568	4/1993	Giordano, Jr. et al.	D14/147 X
D. 339,127	9/1993	Taylor	D14/138
D. 340,711	10/1993	Nagele et al.	D14/138
D. 343,834	2/1994	Taylor	D14/138
4,845,772	7/1989	Metroka et al.	379/61

OTHER PUBLICATIONS

Mobile Office, Sep. 1993, p. 98, Motorola MicroTAC UltraLite at bottom left.

Primary Examiner—Nelson C. Holtje
Assistant Examiner—Jeffrey Asch
Attorney, Agent, or Firm—Kirk W. Dailey

[57] **CLAIM**

The ornamental design for a portable telephone, as shown and described.

DESCRIPTION

FIG. **1** is a perspective view showing my new design for a portable telephone in an opened position, the broken line matter being for illustrative purposes only;

FIG. **2** is a left side elevational view thereof in an opened position, the broken line matter being for illustrative purposes only;

FIG. **3** is a rear elevational view thereof in an opened position, the broken line matter being for illustrative purposes only;

FIG. **4** is a bottom plan view thereof; and,

FIG. **5** is a perspective view thereof in a closed position, the broken line matter being for illustrative purposes only.

The broken line disclosure throughout the views forms no part of the claimed design.

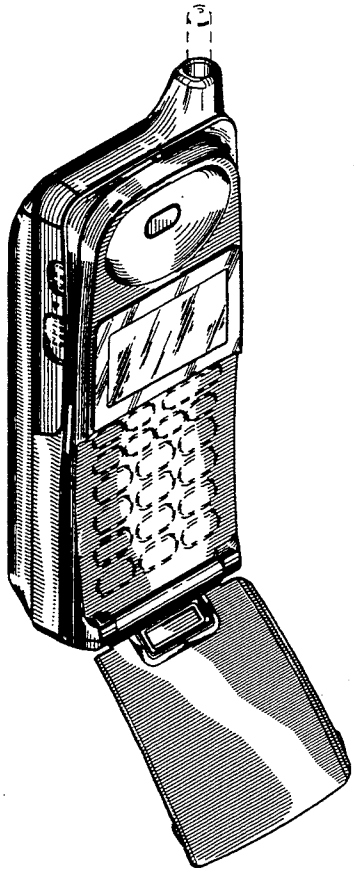

FIG. 1

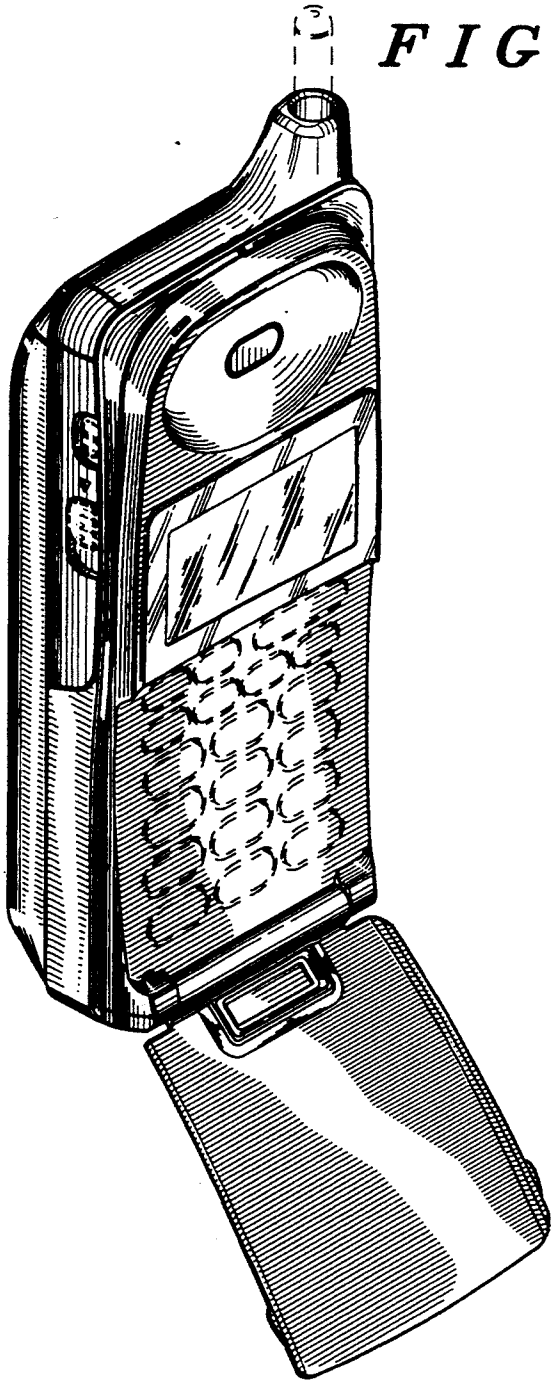

FIG. 5

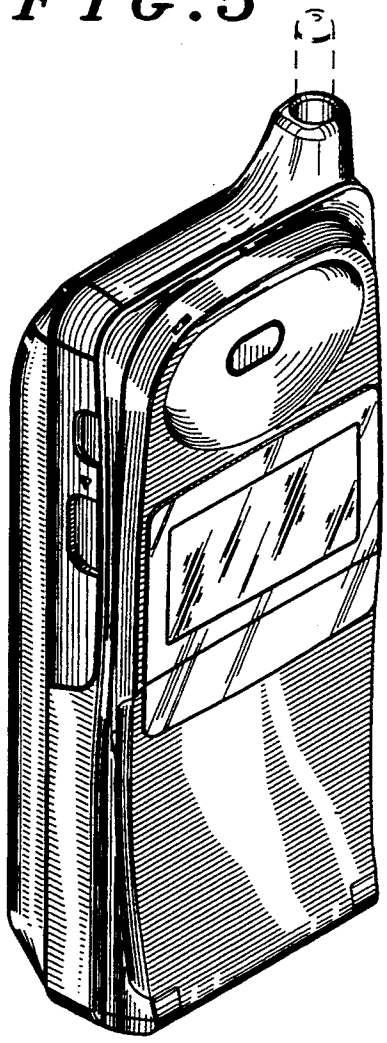

FIG. 2

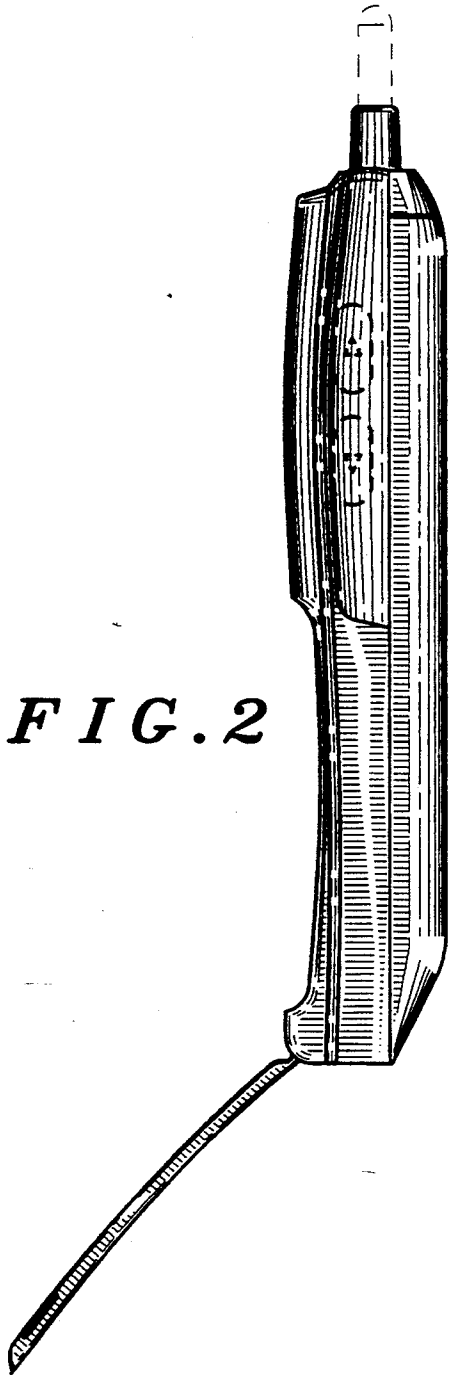

FIG. 3

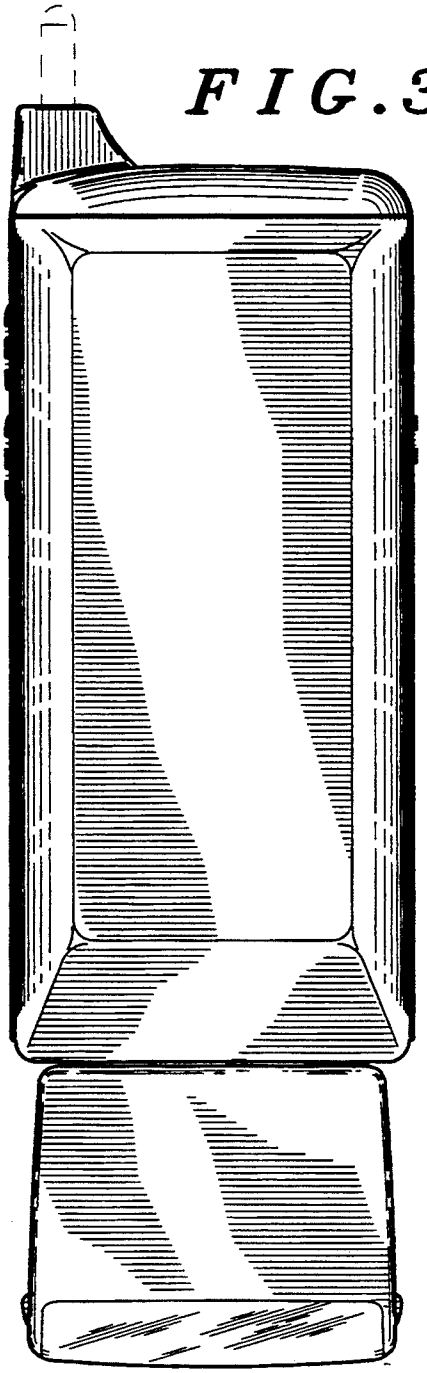

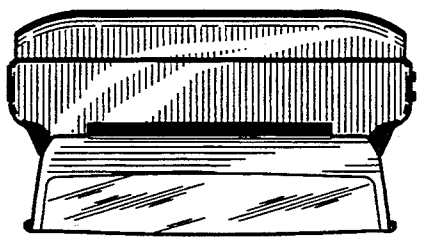

FIG. 4