



US00D336248S

United States Patent [19]

[11] Patent Number: Des. 336,248

Burgess

[45] Date of Patent: ** Jun. 8, 1993

[54] WALL CLOCK

D. 192,093 1/1962 Schneider D10/33 X
D. 221,464 8/1971 Polisky D10/6

[76] Inventor: Bryan K. Burgess, 4894 Fayetteville Rd., Manlius, N.Y. 13104

OTHER PUBLICATIONS

W. S. Darley & Co., Cat. #149—pp. 81–83—Fire Dept. Badges.

[**] Term: 14 Years

Primary Examiner—Nelson C. Holtje
Attorney, Agent, or Firm—Wall and Roehrig

[21] Appl. No.: 628,020

[22] Filed: Dec. 3, 1990

[52] U.S. Cl. D10/6

[58] Field of Search D10/1–40,
D10/122–132; 368/223, 232, 280–282,
276–277, 285; D11/96

[57] CLAIM

The ornamental design for a wall clock, as shown and described.


[56] References Cited

U.S. PATENT DOCUMENTS

D. 41,033	12/1910	Bigney	D11/96
D. 41,692	8/1911	Martin	D11/96
D. 93,027	8/1934	Lizsser	D10/6
D. 105,470	8/1937	Belove	D10/33
D. 133,181	7/1942	Johnston	D10/6

DESCRIPTION

FIG. 1 is a front elevational view of the wall clock; FIG. 2 is a rear elevational view thereof; FIG. 3 is a right side elevational view; FIG. 4 is a left side elevational view; FIG. 5 is a top plan view thereof; and, FIG. 6 is a bottom plan view thereof.



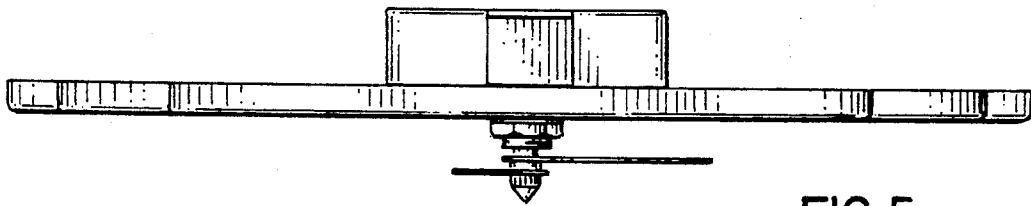


FIG. 5




FIG. 1




FIG. 6

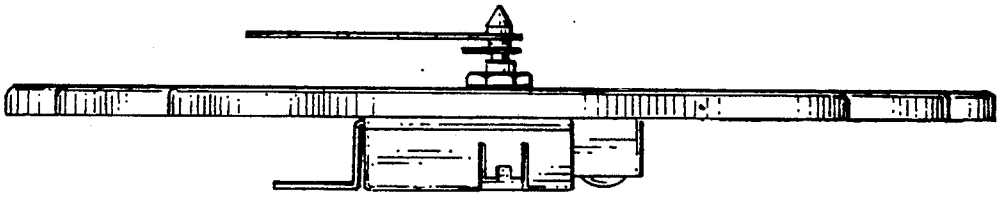


FIG. 4

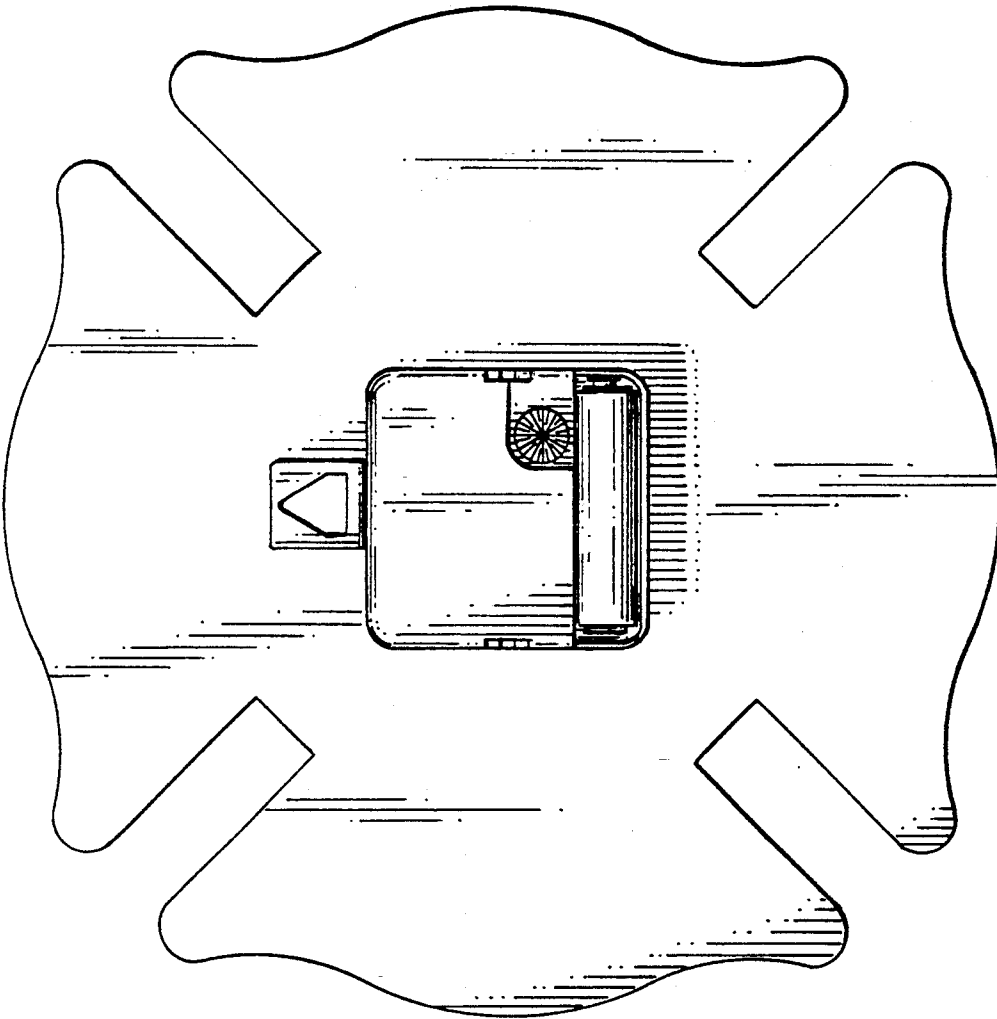


FIG. 2

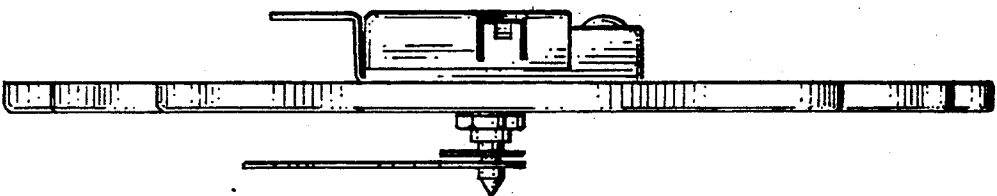


FIG. 3