

(19) World Intellectual Property Organization
International Bureau



(43) International Publication Date
24 January 2008 (24.01.2008)

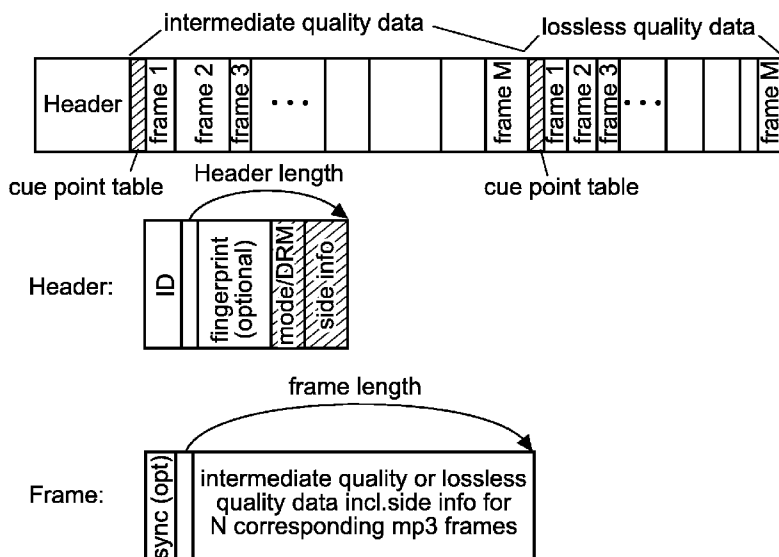
PCT

(10) International Publication Number
WO 2008/009564 A1

- (51) International Patent Classification:
G10L 19/00 (2006.01) *G10L 19/14* (2006.01)
- (21) International Application Number:
PCT/EP2007/056824
- (22) International Filing Date: 5 July 2007 (05.07.2007)
- (25) Filing Language: English
- (26) Publication Language: English
- (30) Priority Data:
06117375.3 18 July 2006 (18.07.2006) EP
- (71) Applicant (for all designated States except US):
DEUTSCHE THOMSON OHG [DE/DE]; Karl-Wiechert-Allee 74, 30625 Hannover (DE).
- (72) Inventors; and
- (75) Inventors/Applicants (for US only): **WÜBBOLT, Oliver** [DE/DE]; Auf dem Lärchenberge 8, 30161 Hannover (DE). **KEILER, Florian** [DE/DE]; Kleine Pfahlstrasse 20, 30161 Hannover (DE). **JAX, Peter** [DE/DE]; Am Wiesengarten 1, 30539 Hannover (DE). **KORDON, Sven** [DE/DE]; Hildesheimer Strasse 117, 30173 Hannover (DE). **BOEHM, Johannes** [DE/DE]; Sieberweg 35, 37081 Göttingen (DE).
- (74) Agent: **HARTNACK, Wolfgang**; Deutsche Thomson OHG, European Patent Operations, Karl-Wiechert-Allee 74, 30625 Hannover (DE).
- (81) Designated States (unless otherwise indicated, for every kind of national protection available): AE, AG, AL, AM, AT, AU, AZ, BA, BB, BG, BH, BR, BW, BY, BZ, CA, CH, CN, CO, CR, CU, CZ, DE, DK, DM, DO, DZ, EC, EE, EG, ES, FI, GB, GD, GE, GH, GM, GT, HN, HR, HU, ID, IL, IN, IS, JP, KE, KG, KM, KN, KP, KR, KZ, LA, LC, LK, LR, LS, LT, LU, LY, MA, MD, ME, MG, MK, MN, MW, MX, MY, MZ, NA, NG, NI, NO, NZ, OM, PG, PH, PL, PT, RO, RS, RU, SC, SD, SE, SG, SK, SL, SM, SV, SY, TJ, TM, TN, TR, TT, TZ, UA, UG, US, UZ, VC, VN, ZA, ZM, ZW.
- (84) Designated States (unless otherwise indicated, for every kind of regional protection available): ARIPO (BW, GH, GM, KE, LS, MW, MZ, NA, SD, SL, SZ, TZ, UG, ZM, ZW), Eurasian (AM, AZ, BY, KG, KZ, MD, RU, TJ, TM), European (AT, BE, BG, CH, CY, CZ, DE, DK, EE, ES, FI, FR, GB, GR, HU, IE, IS, IT, LT, LU, LV, MC, MT, NL, PL, PT, RO, SE, SI, SK, TR), OAPI (BF, BJ, CF, CG, CI, CM, GA, GN, GQ, GW, ML, MR, NE, SN, TD, TG).

[Continued on next page]

(54) Title: AUDIO BITSTREAM DATA STRUCTURE ARRANGEMENT OF A LOSSY ENCODED SIGNAL TOGETHER WITH LOSSLESS ENCODED EXTENSION DATA FOR SAID SIGNAL



(57) Abstract: Lossless compression algorithms can only exploit redundancies of the original audio signal to reduce the data rate, but not irrelevancies as identified by psycho-acoustics. Lossless audio coding schemes apply a filter or transform for decorrelation and then encode the transformed signal. The encoded bit stream comprises the parameters of the transform or filter, and the lossless representation of the transformed signal. However, in case of lossy based lossless coding the additional amount of information exceeds the amount of data for the base layer by a multiple of the base layer data amount. Therefore the additional data cannot be packed completely into the base layer data stream e.g. as ancillary data. The at least two data streams resulting from the combination of lossy coding format

with a lossless coding extension are the base layer containing the lossy coding information and the enhancement data stream for rebuilding the mathematically lossless original input signal. Furthermore several intermediate quality layers are possible. However, these data streams are not independent from each other. Every higher layer depends on the lower layers and can only be reasonably decoded in combination with these lower layers. According to the invention, a special combination of one-time header information with repeated header information in a block structure is used, which kind of combination depends on the type of application. Assignment information data identify the different parts or layers of the lossless format belonging to one input signal. Synchronisation data are used to combine the different data streams or parts or layers to a single lossless or intermediate output signal. These features are used in a file format and in a streaming format.

WO 2008/009564 A1



Published:

— with international search report

For two-letter codes and other abbreviations, refer to the "Guidance Notes on Codes and Abbreviations" appearing at the beginning of each regular issue of the PCT Gazette.

AUDIO BITSTREAM DATA STRUCTURE ARRANGEMENT OF A LOSSY ENCODED SIGNAL TOGETHER WITH LOSSLESS ENCODED EXTENSION DATA FOR SAID SIGNAL

5 The invention relates to a data structure arranging bit-stream data for a lossy encoded signal together with lossless extension encoded data for said signal. Additionally, intermediate quality extension encoded data can be arranged in this data structure.

10

Background

In contrast to lossy audio coding techniques (like mp3, AAC etc.), lossless compression algorithms can only exploit redundancies of the original audio signal to reduce the data rate. It is not possible to rely on irrelevancies, as identified by psycho-acoustical models in state-of-the-art lossy audio codecs. Accordingly, the common technical principle of all lossless audio coding schemes is to apply a filter or transform for de-correlation (e.g. a prediction filter or a frequency transform), and then to encode the transformed signal in a lossless manner. The encoded bit stream comprises the parameters of the transform or filter, and the lossless representation of the transformed signal.

See, for example, J. Makhoul, "Linear prediction: A tutorial review", Proceedings of the IEEE, Vol.63, pp.561-580, 1975, T. Painter, A. Spanias, "Perceptual coding of digital audio", Proceedings of the IEEE, Vol.88, No.4, pp.451-513, 2000, and M. Hans, R.W. Schafer, "Lossless compression of digital audio", IEEE Signal Processing Magazine, July 2001, pp.21-32.

The basic principle of lossy based lossless coding is depicted in Fig. 12 and Fig. 13. In the encoding part on the left side of Fig. 12, a PCM audio input signal S_{PCM} passes through a lossy encoder 81 to a lossy decoder 82 and as a

35

lossy bit stream to a lossy decoder 85 of the decoding part (right side). Lossy encoding and decoding is used to decorrelate the signal. The output signal of decoder 82 is removed from the input signal S_{PCM} in a subtractor 83, and the resulting difference signal passes through a lossless encoder 84 as an extension bit stream to a lossless decoder 87. The output signals of decoders 85 and 87 are combined so as to regain the original signal S_{PCM} .

This basic principle is disclosed in EP-B-0756386 and US-B-6498811, and is also discussed in P. Craven, M. Gerzon, "Lossless Coding for Audio Discs", J. Audio Eng. Soc., Vol.44, No.9, September 1996, and in J. Koller, Th. Sporer, K.H. Brandenburg, "Robust Coding of High Quality Audio Signals", AES 103rd Convention, Preprint 4621, August 1997.

In the lossy encoder in Fig. 13, the PCM audio input signal S_{PCM} passes through an analysis filter bank 91 and a quantisation 92 of sub-band samples to a coding and bit stream packing 93. The quantisation is controlled by a perceptual model calculator 94 that receives signal S_{PCM} and corresponding information from the analysis filter bank 91.

At decoder side, the encoded lossy bit stream enters a means 95 for de-packing the bit stream, followed by means 96 for decoding the subband samples and by a synthesis filter bank 97 that outputs the decoded lossy PCM signal S_{Dec} .

Examples for lossy encoding and decoding are described in detail in the standard ISO/IEC 11172-3 (MPEG-1 Audio).

The two or more different signals or bit streams resulting from the encoding are to be combined so as to form a single output signal. Similar solutions exist for example for MPEG Surround, mp3PRO and AAC+. For the two latter examples the additional amount of data (SBR information) to be added to the base layer data stream (AAC or mp3) is small. Therefore this additional information can be packed into a standard-conform AAC or mp3 bit stream e.g. as 'ancillary data'. Although the additional amount of data for the surround infor-

mation is bigger than that for the SBR information, these data can still be packed into a standard-conform bit stream in the same way.

Another application using similar techniques is the ID3 tag added to mp3 standard audio streams, as described in
5 <http://www.id3.org>. The data is added at the beginning or end of the existing mp3 file. A special mechanism is used so that an mp3 decoder does not try to decode this additional information.

10

Invention

However, in case of lossy based lossless coding the additional amount of information exceeds the amount of data for
15 the base layer by a multiple of the base layer data amount. Therefore the additional data cannot be packed completely into the base layer data stream e.g. as ancillary data. The at least two data streams resulting from the combination
20 of lossy coding format with a lossless coding extension are the base layer containing the lossy coding information (e.g. a standard coding algorithm) and the enhancement data stream for rebuilding the mathematically lossless original input
25 signal. Furthermore several intermediate layers are possible, each with an own data stream. However, these data streams are not independent. Every higher layer depends on the lower layers and can only be reasonably decoded in combination with these lower layers.

30 A problem to be solved by the invention is to provide additional information in the file format or streaming format to allow for synchronisation, identification and compatibility control of the different layers and the packing of real audio data. This problem is solved by the data structure disclosed in claims 1, 2, 4, 5, 7 and 8.
35

According to the invention, a special combination of one-time header information with repeated header information in a block structure is used, which kind of combination depends on the type of application (streaming format or file format).

Assignment information data items identify the different parts/layers of the lossless format belonging to one input signal. A control mechanism indicates if a lower layer data stream is altered, which could result in incompatibility of the layers. Furthermore, synchronisation information data items are used to combine the different data streams/parts/layers to a single lossless or intermediate (if intermediate layers are used) output signal. These features are used in a streaming format as well as in a file format of the combined output data stream.

The file format, which can be used for archiving or storage applications, can consist of a single file combining the different data parts/layers, or several files. The packing into a single file must regard some constraints:

- the combination of a standard lossy coding/decoding processing with a lossless extension has to consider all restrictions of the underlying lossy coding standard in order to preserve backwards compatibility with the lossy coding/decoding standard;
- the base layer (i.e. the lossy encoded data) is to be easily extractable from the complete lossless data file, representing an independently decodable data file.

In principle, the inventive data structure is defined by:

Data structure arranging bitstream data for a lossy encoded signal together with lossless extension encoded data for said signal, said data structure being defined by:

- the lossy encoded data and the lossless extension encoded data are arranged in a single file, whereby said lossy encoded data are arranged in a first contiguous section of

said file and said lossless extension encoded data are arranged in a second contiguous section of said file;

- said first file section includes multiple data blocks each beginning with sync data and side info data followed by

5 main data for said lossy encoded data;

- said second file section comprises a single header section including:
 - a header ID for identifying the corresponding lossless encoded bit stream;

10 -- an indicator for the header length;

- an optional fingerprint code;
- side information data;
- a cue point table defining entry points that allow starting decoding of said lossy encoded data together with said

15 lossless extension encoded data,

- said second file section further comprises multiple data frames each including:
 - an optional sync word facilitating finding the beginning of successive frames of lossless extension encoded data;

20 -- an indicator for the frame length;

- said lossless extension encoded data;
- side information required for decoding said lossless extension encoded data together with said lossy encoded data,

or

25 Data structure arranging bitstream data for a lossy encoded signal together with lossless extension encoded data for said signal, said data structure being defined by:

- the lossy encoded data are arranged in a first file and the lossless extension encoded data are arranged in a second

30 file;

- said first file includes multiple data blocks each beginning with sync data and side info data followed by main data for said lossy encoded data;
- said second file comprises a single header section including:

35 -- a header ID for identifying the corresponding lossless

encoded bit stream;
-- an indicator for the header length;
-- a fingerprint code;
-- side information data;

5 - a cue point table defining entry points that allow starting decoding of said lossy encoded data together with said lossless extension encoded data,
- said second file further comprises multiple data frames each including:

10 -- an optional sync word facilitating finding the beginning of successive frames of lossless extension encoded data;
-- an indicator for the frame length;
-- said lossless extension encoded data;
-- side information required for decoding said lossless extension encoded data together with said lossy encoded data,

15 or
Data structure arranging bitstream data for a lossy encoded signal together with lossless extension encoded data for said signal, said data structure being defined by:

20 - the lossy encoded data and the lossless extension encoded data are arranged in a single file, whereby said lossy encoded data are arranged in a first contiguous section of said file and said lossless extension encoded data are arranged in a second contiguous section of said file;

25 - said first file section includes multiple data blocks each beginning with sync data and side info data followed by main data for said lossy encoded data;
- said second file section comprises a single header section including:

30 -- a header ID for identifying the corresponding lossless encoded bit stream;
-- an indicator for the header length;
-- an optional fingerprint code;
-- side information data,

35 - said second file section further comprises multiple data frames each including:

-- an optional sync word facilitating finding the beginning of successive frames of lossless extension encoded data;
-- an indicator for the frame length;
-- said lossless extension encoded data;

5 -- side information required for decoding said lossless extension encoded data together with said lossy encoded data, whereby a cue point table defining entry points that allow starting decoding of said lossy encoded data together with said lossless extension encoded data is either attached

10 to said header section in said second file section or is arranged between said second file header section and the first one of said multiple data frames,

or

Data structure arranging bitstream data for a lossy encoded

15 signal together with lossless extension encoded data for said signal, said data structure being defined by:

- the lossy encoded data are arranged in a first file and the lossless extension encoded data are arranged in a second file;
- 20 - said first file includes multiple data blocks each beginning with sync data and side info data followed by main data for said lossy encoded data;
- said second file comprises a single header section including:

25 -- a header ID for identifying the corresponding lossless encoded bit stream;

- an indicator for the header length;
- a fingerprint code;
- side information data,

30 - said second file further comprises multiple data frames each including:

- an optional sync word facilitating finding the beginning of successive frames of lossless extension encoded data;
- an indicator for the frame length;
- 35 -- said lossless extension encoded data;
- side information required for decoding said lossless ex-

tension encoded data together with said lossy encoded data,
whereby a cue point table defining entry points that allow starting decoding of said lossy encoded data together with said lossless extension encoded data is either attached
5 to said second file header section or is arranged between said second file header section and the first one of said multiple data frames,
or
Data structure arranging bitstream data for a lossy encoded
10 signal together with lossless extension encoded data and intermediate quality extension encoded data for said signal, said data structure being defined by:

- the lossy encoded data are arranged in a first file, the intermediate quality extension encoded data are arranged in
15 a second file and the lossless extension encoded data are arranged in a third file;
- said first file includes multiple data blocks each beginning with sync data and side info data followed by main data for said lossy encoded data;
- 20 - said second file comprises a single header section including:
 - a header ID for identifying the corresponding intermediate quality extension encoded bit stream;
 - an indicator for this header length;
 - 25 -- a fingerprint code;
 - side information data;
 - a cue point table defining entry points that allow starting decoding of said lossy encoded data together with said intermediate quality extension encoded data,
 - 30 - said second file further comprises multiple data frames each including:
 - an optional sync word facilitating finding the beginning of successive frames of intermediate quality extension encoded data;
 - 35 -- an indicator for this frame length;
 - said intermediate quality extension encoded data;

-- side information required for decoding said intermediate quality extension encoded data together with said lossy encoded data;

- said third file comprises a single header section including:

5 -- a header ID for identifying the corresponding lossless extension encoded bit stream;

 -- an indicator for this header length;

 -- a fingerprint code;

10 -- side information data;

 - a cue point table defining entry points that allow starting decoding of said lossy encoded data together with said lossless extension encoded data,

 - said third file further comprises multiple data frames

15 each including:

 -- an optional sync word facilitating finding the beginning of successive frames of lossless extension encoded data;

 -- an indicator for this frame length;

 -- said lossless extension encoded data;

20 -- side information required for decoding said lossless extension encoded data together with said lossy encoded data,

 or

 Data structure for a bitstream arranging data for a lossy encoded signal together with lossless extension encoded data

25 and optional intermediate quality extension encoded data for said signal, said data structure being using successive data group sections, each data group section including:

 - a first section comprising a lossless extension header including:

30 -- a header ID for identifying the corresponding lossless or intermediate quality encoded bit stream;

 -- an indicator for the header length;

 -- an optional fingerprint code;

 -- side information data;

35 -- an indicator for the frame length of a lossless extension encoded data frame;

- an optional indicator for the data length of an intermediate quality extension encoded data section,
- an optional indicator for the data length of a lossy encoded data section,
- 5 - a second section comprising N lossy encoded data frames, said second section including N data blocks each beginning with sync data and side info data followed by main data for a lossy encoded data frame;
- a third section comprising N lossless extension encoded data frames, said third section including:
 - 10 -- said lossless extension encoded data and related side information required for decoding said lossless extension encoded data together with said lossy encoded data,
 - optionally, said intermediate quality extension encoded data and related side information required for decoding said intermediate quality extension encoded data together with said lossy encoded data.

Advantageous additional embodiments of the invention are disclosed in the respective dependent claims.

Drawings

- 25 Exemplary embodiments of the invention are described with reference to the accompanying drawings, which show in:
 - Fig. 1 known mp3 bit stream structure;
 - Fig. 2 two possibilities for the basic structure of the container format;
 - 30 Fig. 3 detailed structure of the lossless extension data part for the container file format;
 - Fig. 4 detailed alternative structure of the lossless extension data part for the container file format;
 - Fig. 5 basic structure of the mp3 lossless file format using two separated files;
 - 35 Fig. 6 detailed structure of the lossless extension data

- file, i.e. the second file in Fig. 5;
- Fig. 7 detailed alternative structure of the lossless extension data file, i.e. the second file in Fig. 5;
- Fig. 8 basic structure of the mp3 lossless file format using three separate files;
- 5 Fig. 9 detailed structure of the extension data files (intermediate quality data and lossless quality data);
- Fig. 10 basic structure of the mp3 lossless streaming format;
- 10 Fig. 11 detailed structure of the mp3 lossless streaming format;
- Fig. 12 basic block diagram for a known lossy based lossless encoder and decoder;
- Fig. 13 basic block diagram for a known lossy encoder and decoder.
- 15

Exemplary embodiments

- 20 The following description deals with the specific application for mp3 lossless data format, and a skilled person can adapt it correspondingly to other lossless data formats. As mentioned above, mp3 lossless is a combination of an mp3 coded audio file with additional information that allows a
- 25 mathematically exact reproduction of the original input signal of the coded audio file. Furthermore the invention allows to generate data formats for intermediate sound quality levels between the mp3 coded audio file and the lossless encoded quality levels.
- 30 The basic condition to be regarded is the file format of the base layer, i.e. the mp3 file format or bit stream depicted in Fig. 1. The encoded data is arranged in a frame structure. Each frame contains a sync word so that the decoding process of the mp3 file can be started at every frame each
- 35 time such sync word is identified. The sync word is followed by mp3-specific side information data having a fixed length.

Thereafter follows a variable-length main data section that includes mp3-specific scale factors, the spectral data (Huffman coded data or coefficients) and some optional ancillary data. A more detailed description can be found in
5 ISO/IEC 11172-3. Each one of these frames corresponds to a segment or section of the audio signal, whereby its length depends on the sampling frequency of the audio signal and on the target bit rate of the mp3 file.

10 Each block of the lossless extension data is related to a corresponding frame of the mp3 data. Therefore the inventive file/streaming format provides an unambiguous assignment of the corresponding data. Three basic embodiments are presented:

- 15 - storing the mp3 data and extension data in a single-container file format;
- storing the mp3 data and extension data in different files;
- streaming format.

20

Storing the mp3 data and lossless extension data in a single-container file format

Two alternative basic bit stream structures are depicted in Fig. 2. To allow an easy extraction of an mp3 compatible
25 stand-alone file and to also allow the decoding of the mp3 data by an mp3 decoder from the complete container file, the additional information is placed at the end or at the beginning of an mp3-conform bit stream.

The mp3 bit stream might also contain additional information
30 like e.g. ID3 tags. But it is to be assured that the additional data does not contain mp3 sync words to prevent an mp3 decoder not being capable of decoding mp3 lossless to try to interpret the additional data as an mp3 bit stream. A solution for this problem is disclosed at the above-
35 mentioned address <http://www.id3.org> under the topic "In depth information/ID3v2.4.0 Main Structure" in section 6.1

"The unsynchronisation scheme".

This data structure allows an easy stripping of the mp3 bit stream from the container format, i.e. the combined format. The lossless extension part contains information items (e.g. cue points table or tables, sync words, frame length or data length information) which facilitate the combined decoding of the mp3 data and the lossless extension bit stream. The decoding may result in an mp3-quality audio signal, a (scalable) intermediate-quality audio signal or the mathematically-lossless audio signal.

A detailed structure of the first lossless extension data is shown in Fig. 3, and a different structure is shown in Fig. 4. The corresponding mp3 bit stream part is illustrated in Fig. 1.

In the first bit stream structure the data for the intermediate quality and the data for the lossless quality are interlaced in the bit stream and one block of each builds a frame. These frames have a variable length and therefore include a frame length indicator. The data in these blocks corresponds to N mp3 frames. The number of N can be chosen by the encoder and is transmitted as side information in the mp3 lossless extension header.

A frame includes the following data:

- an optional sync word facilitating finding the beginning of successive frames of data;
- an indicator for the frame length;
- an optional indicator for the length of the intermediate quality data;
- side information required for decoding the intermediate-quality signal data, and these encoded data;
- side information required for decoding the mathematically-lossless audio file data based on the intermediate-quality audio file data, and these encoded data.

The header arranged at the beginning of the extension data part includes the following data:

- a header ID for identifying an mp3 lossless bit stream;
- an indicator for the header length;
- an optional fingerprint code (e.g. CRC32 or any other checksum) allowing to detect a change of the mp3 base layer data. A change in the mp3 base layer data would result in incompatibility to the other layers and an incorrect decoding of the intermediate and lossless data. An incompatible fingerprint will result in a stop of the decoding. In a single-file container format the fingerprint data items are not necessary because an unintended change of the mp3 data without adapting the extension data is very unlikely;
- a mode indication information block, DRM (digital rights management) information, and an unsynchronisation bit in case ID3 tag data and/or lossless extension data are present, i.e. the unsynchronisation mechanism defined for ID3 tag data can also be used for the lossless extension data. This serves for avoiding mp3 sync words in the lossless extension data. The unsynchronisation bit then signals whether or not the lossless extension data have been modified. The following modes can be indicated:
 - Mode-1
The decoder can decode any compliant lossy bit stream without a lossless extension stream. this mode is also active when an extension stream is present and no permissions are provided to use another mode (the decoder will check the extension stream and look for a matching permission ID in its rights data base);
 - Mode-2
The intermediate quality mode is also enabled by a permission check in the decoder examining extension stream data. Only the whitening data is de-packed and used by the lossy decoder;
 - Mode-3
The lossless mode is started after positive permission check;

- side information data like codec delay, original file length, PCM word size, sample rate, block size of the extension data (N);
- a cue point table data block containing one or more of e.g. block length, interval info in frames, number of table entries, pointer table. The cue points define entry points that allow starting decoding.

The second lossless extension data structure in a container file format uses two data blocks. One block is containing the intermediate-quality data and the other one the lossless-quality data. The difference to the first solution is, that now two cue point tables are necessary which preferably are not arranged as header data but are arranged at the beginning of each data block. One table contains the cue points for the intermediate-quality data and the other one for the lossless-quality data. It is advantageous to use the same frames as cue points for both kinds of extension data. In an alternative embodiment, these both cue point tables can be assigned to the header instead.

The rest of the information that is stored in the header remains unchanged.

Storing the mp3 data and extension data in different files

The basic information to be stored in this file format is the same as in the preceding container file format. The main difference is that the fingerprint data, that is optional for the container format, is now important because the mp3 bit stream is stored in a separate file, which is a standard-conform mp3 file. This file can be edited by a conventional mp3 tool or software, which is not aware of the presence of the lossless extension data. However, a change in the basis mp3 file would result in incompatibilities between the extension data and the basis mp3 file, and it would not be possible anymore to decode the mathematically lossless audio file. To have a control mechanism, that ensures an un-

changed mp3 basis file, the fingerprint is necessary. This can be the CRC32 checksum for example. If the fingerprint calculated from the mp3 file is not the same as the stored fingerprint in the lossless extension, the decoding can be stopped. The basic structure of the mp3 lossless data in two files is shown in Fig. 5, in which file 1 is a standard mp3 file that may also contain ID3 tags.

A first structure of the lossless extension data is illustrated in Fig. 6 and an alternative structure is depicted in Fig. 7. Both structures are similar or - except the mandatory presence of the fingerprint data - identical to the respective structures in the single-container file format.

A further possibility to store the lossless extension data is storing these data in two separate files plus the basis mp3 file, resulting in three separated files as depicted in Fig. 8. The intermediate quality data and the lossless quality data are each stored in a separate file. In this format two fingerprints are necessary, one in the intermediate quality data file and the other one in the lossless quality data file. The fingerprint in the intermediate quality file is for example a CRC32 checksum of the basis mp3 file. In the lossless quality data file a fingerprint of the intermediate quality file can be used. This has the advantage, that in the lossless quality data file a second fingerprint of the basis mp3 file is obsolete. The mp3 fingerprint is already covered by the fingerprint in the intermediate quality file, which is therefore included in the fingerprint in the lossless quality data file.

The structure of both extension files is identical and is illustrated in Fig. 9. This structure is - except the specific fingerprint data items - identical to the structure depicted in Fig. 3 and Fig. 6.

Streaming format

For a streaming application the data is organised differently than for the file applications. The mp3 bit stream data and the lossless extension data is arranged in an interlaced manner. This means that a block of the lossless extension data follows a corresponding block of mp3 data, whereby a lossless extension header is arranged prior to each block of mp3 data. This structure is illustrated in Fig. 10.

Such interlaced structure is necessary, because in a streaming application it is not possible to first transmit the base layer (mp3 data) and to afterwards transmit the extension data, because the delay between both would become too large. In such a scheme it is beneficial that the basis mp3 data is transmitted first and is followed by the extension data, because this scheme facilitates a graceful degradation of quality if the available bandwidth of the channel becomes too small to transmit all data. This is also the reason for the specific structure of the extension data, where the intermediate quality data is transmitted first followed by the lossless quality data. Thereby it is possible to skip the lossless data in case the bandwidth of the channel is reduced.

The detailed structure of the mp3 lossless stream is illustrated in Fig. 11. The stream is organised as follows: First a header is transmitted, which basically contains the same information already mentioned for the file formats. In the header a fingerprint might be transmitted, however, because this is normally not necessary it can be skipped. Additionally, pointers to the end of the header, to the end of the intermediate quality data and to the end of the complete block or frame are included. A pointer to the end of the mp3 data can also be included but is only necessary if the mp3 data is encoded with variable bit rate (VBR). If the mp3 data is encoded with constant bit rate the end of the mp3

data block can be easily calculated and therefore this pointer is not necessary.

The header is followed by an mp3 encoded data block, i.e. by an mp3 data sync word. The mp3 data block includes N mp3
5 frames which are coded with variable bit rate (VBR) or constant bit rate (CBR), N being an integer greater equal '1'. The number N depends on the bandwidth of the channel and on the tolerable delay between the mp3 data and the lossless extension data. This number N is also coded in the side info
10 section in the lossless extension header.

After a block of N mp3 data frames follows a block of the lossless extension data. In such lossless extension data block the intermediate quality data are arranged in the first section and the lossless quality data in the second
15 section, each section containing the additional data for the N corresponding mp3 frames. In the streaming format no cue point tables are required because the data blocks already represent cue points.

Claims

1. Data structure arranging bitstream data for a lossy encoded signal together with lossless extension encoded data for said signal, said data structure being **characterised** by:
- the lossy encoded data and the lossless extension encoded data are arranged in a single file, whereby said lossy encoded data are arranged in a first contiguous section of said file and said lossless extension encoded data are arranged in a second contiguous section of said file;
 - said first file section includes multiple data blocks each beginning with sync data (SYNC) and side info data followed by main data for said lossy encoded data;
 - said second file section comprises a single header section including:
 - a header ID (ID) for identifying the corresponding lossless encoded bit stream;
 - an indicator for the header length;
 - an optional fingerprint code;
 - side information data;
 - a cue point table defining entry points that allow starting decoding of said lossy encoded data together with said lossless extension encoded data,
 - said second file section further comprises multiple data frames each including:
 - an optional sync word (SYNC) facilitating finding the beginning of successive frames of lossless extension encoded data;
 - an indicator for the frame length;
 - said lossless extension encoded data;
 - side information required for decoding said lossless extension encoded data together with said lossy encoded data.
2. Data structure arranging bitstream data for a lossy en-

coded signal together with lossless extension encoded data for said signal, said data structure being **characterised** by:

- the lossy encoded data are arranged in a first file and
5 the lossless extension encoded data are arranged in a second file;
 - said first file includes multiple data blocks each beginning with sync data (SYNC) and side info data followed by main data for said lossy encoded data;
 - 10 - said second file comprises a single header section including:
 - a header ID (ID) for identifying the corresponding lossless encoded bit stream;
 - an indicator for the header length;
 - 15 -- a fingerprint code;
 - side information data;
 - a cue point table defining entry points that allow starting decoding of said lossy encoded data together with said lossless extension encoded data,
 - 20 - said second file further comprises multiple data frames each including:
 - an optional sync word (SYNC) facilitating finding the beginning of successive frames of lossless extension encoded data;
 - 25 -- an indicator for the frame length;
 - said lossless extension encoded data;
 - side information required for decoding said lossless extension encoded data together with said lossy encoded data.
- 30
3. Data structure according to claim 1 wherein said multiple data frames in said second file section each additionally include, or data structure according to claim 2 wherein said multiple data frames in said second file each additionally
35 include:
- an indicator for the length of intermediate quality ex-

- tension encoded data;
- said intermediate quality extension encoded data;
 - side information required for decoding said intermediate-quality extension encoded data together with said lossy encoded data.
- 5
4. Data structure arranging bitstream data for a lossy encoded signal together with lossless extension encoded data for said signal, said data structure being **characterised** by:
- 10
- the lossy encoded data and the lossless extension encoded data are arranged in a single file, whereby said lossy encoded data are arranged in a first contiguous section of said file and said lossless extension encoded data are arranged in a second contiguous section of said file;
 - 15 - said first file section includes multiple data blocks each beginning with sync data (SYNC) and side info data followed by main data for said lossy encoded data;
 - said second file section comprises a single header section including:
 - 20 -- a header ID (ID) for identifying the corresponding lossless encoded bit stream;
 - an indicator for the header length;
 - an optional fingerprint code;
 - 25 -- side information data,
 - said second file section further comprises multiple data frames each including:
 - an optional sync word (SYNC) facilitating finding the beginning of successive frames of lossless extension encoded data;
 - 30 -- an indicator for the frame length;
 - said lossless extension encoded data;
 - side information required for decoding said lossless extension encoded data together with said lossy encoded data,
 - 35
- whereby a cue point table defining entry points that al-

low starting decoding of said lossy encoded data together with said lossless extension encoded data is either attached to said header section in said second file section or is arranged between said second file header section and the first one of said multiple data frames.

- 5
5. Data structure arranging bitstream data for a lossy encoded signal together with lossless extension encoded data for said signal, said data structure being **characterised** by:
- 10
- the lossy encoded data are arranged in a first file and the lossless extension encoded data are arranged in a second file;
 - said first file includes multiple data blocks each beginning with sync data (SYNC) and side info data followed by main data for said lossy encoded data;
 - 15 - said second file comprises a single header section including:
 - a header ID (ID) for identifying the corresponding lossless encoded bit stream;
 - 20 -- an indicator for the header length;
 - a fingerprint code;
 - side information data,
 - said second file further comprises multiple data frames each including:

25

 - an optional sync word (SYNC) facilitating finding the beginning of successive frames of lossless extension encoded data;
 - an indicator for the frame length;
 - 30 -- said lossless extension encoded data;
 - side information required for decoding said lossless extension encoded data together with said lossy encoded data,
- whereby a cue point table defining entry points that allow starting decoding of said lossy encoded data together with said lossless extension encoded data is either at-
- 35

tached to said second file header section or is arranged between said second file header section and the first one of said multiple data frames.

- 5 6. Data structure according to claim 4 wherein other multiple data frames are arranged between said header section of said second file section and said multiple data frames, or data structure according to claim 5 wherein other multiple data frames are arranged between said header section in said second file and said multiple data frames, said other multiple data frames including:
- 10 - an optional sync word facilitating finding the beginning of successive frames of intermediate quality extension encoded data;
- 15 - an indicator for the length of said intermediate quality extension encoded data;
- said intermediate quality extension encoded data;
- side information required for decoding said intermediate-quality extension encoded data together with said lossy encoded data,
- 20 whereby a further cue point table defining entry points that allow starting decoding of said lossy encoded data together with said intermediate quality extension encoded data is either attached to this header section or is arranged between this header section and the first one of said other multiple data frames.
- 25
7. Data structure arranging bitstream data for a lossy encoded signal together with lossless extension encoded data and intermediate quality extension encoded data for said signal, said data structure being **characterised** by:
- 30 - the lossy encoded data are arranged in a first file, the intermediate quality extension encoded data are arranged in a second file and the lossless extension encoded data are arranged in a third file;
- 35 - said first file includes multiple data blocks each begin-

ning with sync data (SYNC) and side info data followed by main data for said lossy encoded data;

- said second file comprises a single header section including:
 - 5 -- a header ID (ID) for identifying the corresponding intermediate quality extension encoded bit stream;
 - an indicator for this header length;
 - a fingerprint code;
 - side information data;
- 10 - a cue point table defining entry points that allow starting decoding of said lossy encoded data together with said intermediate quality extension encoded data,
- said second file further comprises multiple data frames each including:
 - 15 -- an optional sync word (SYNC) facilitating finding the beginning of successive frames of intermediate quality extension encoded data;
 - an indicator for this frame length;
 - said intermediate quality extension encoded data;
 - 20 -- side information required for decoding said intermediate quality extension encoded data together with said lossy encoded data;
- said third file comprises a single header section including:
 - 25 -- a header ID (ID) for identifying the corresponding lossless extension encoded bit stream;
 - an indicator for this header length;
 - a fingerprint code;
 - side information data;
- 30 - a cue point table defining entry points that allow starting decoding of said lossy encoded data together with said lossless extension encoded data,
- said third file further comprises multiple data frames each including:
 - 35 -- an optional sync word (SYNC) facilitating finding the beginning of successive frames of lossless extension

encoded data;
-- an indicator for this frame length;
-- said lossless extension encoded data;
-- side information required for decoding said lossless
5 extension encoded data together with said lossy encoded
data.

8. Data structure for a bitstream arranging data for a lossy
encoded signal together with lossless extension encoded
10 data and optional intermediate quality extension encoded
data for said signal, said data structure being **charac-**
terised by successive data group sections, each data
group section including:
- a first section comprising a lossless extension header
15 including:
-- a header ID (ID) for identifying the corresponding
lossless or intermediate quality encoded bit stream;
-- an indicator for the header length;
-- an optional fingerprint code;
20 -- side information data;
-- an indicator for the frame length of a lossless exten-
sion encoded data frame;
-- an optional indicator for the data length of an inter-
mediate quality extension encoded data section,
25 -- an optional indicator for the data length of a lossy
encoded data section,
- a second section comprising N lossy encoded data frames,
said second section including N data blocks each begin-
ning with sync data (SYNC) and side info data followed by
30 main data for a lossy encoded data frame;
- a third section comprising N lossless extension encoded
data frames, said third section including:
-- said lossless extension encoded data and related side
information required for decoding said lossless exten-
35 sion encoded data together with said lossy encoded
data,

-- optionally, said intermediate quality extension encoded data and related side information required for decoding said intermediate quality extension encoded data together with said lossy encoded data.

5

9. Data structure according to one of claims 1 to 8, wherein said header or headers, respectively, further include one or more of mode indication information, DRM information, unsynchronisation bit.

10

10. Data structure according to one of claims 1 to 9, wherein said signal is an audio signal.

15

11. Storage medium, for example on optical disc, that contains or stores an audio signal having a data structure according to one of claims 1 to 9.

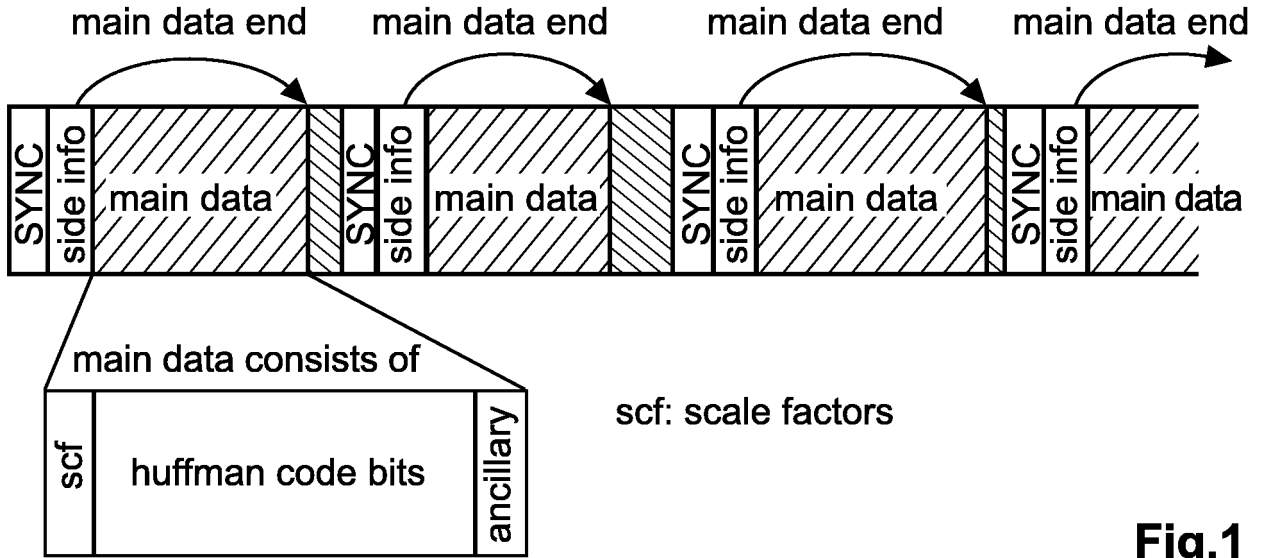


Fig.1

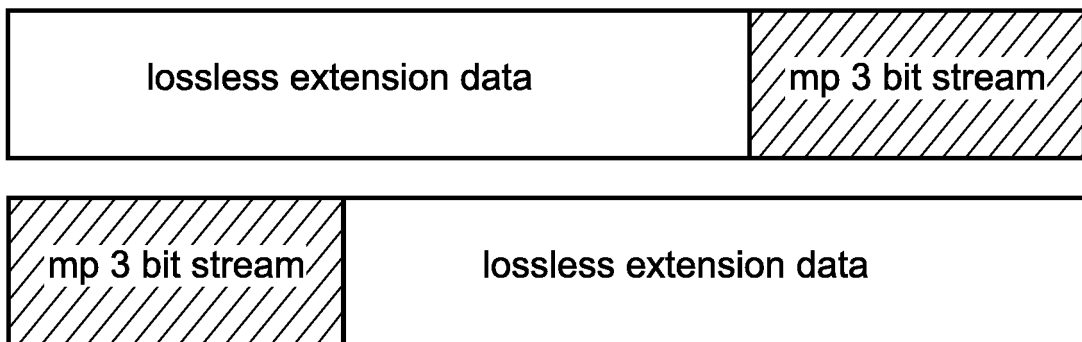
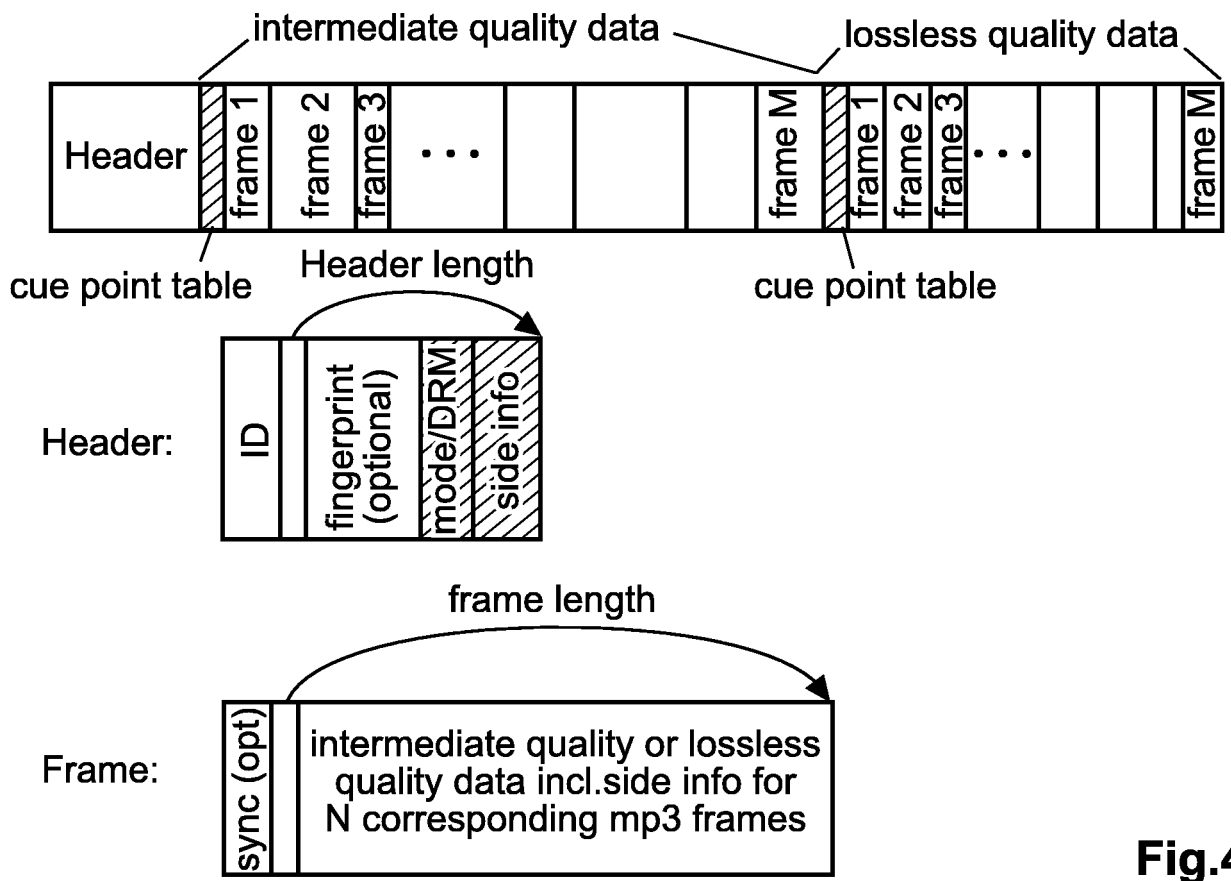
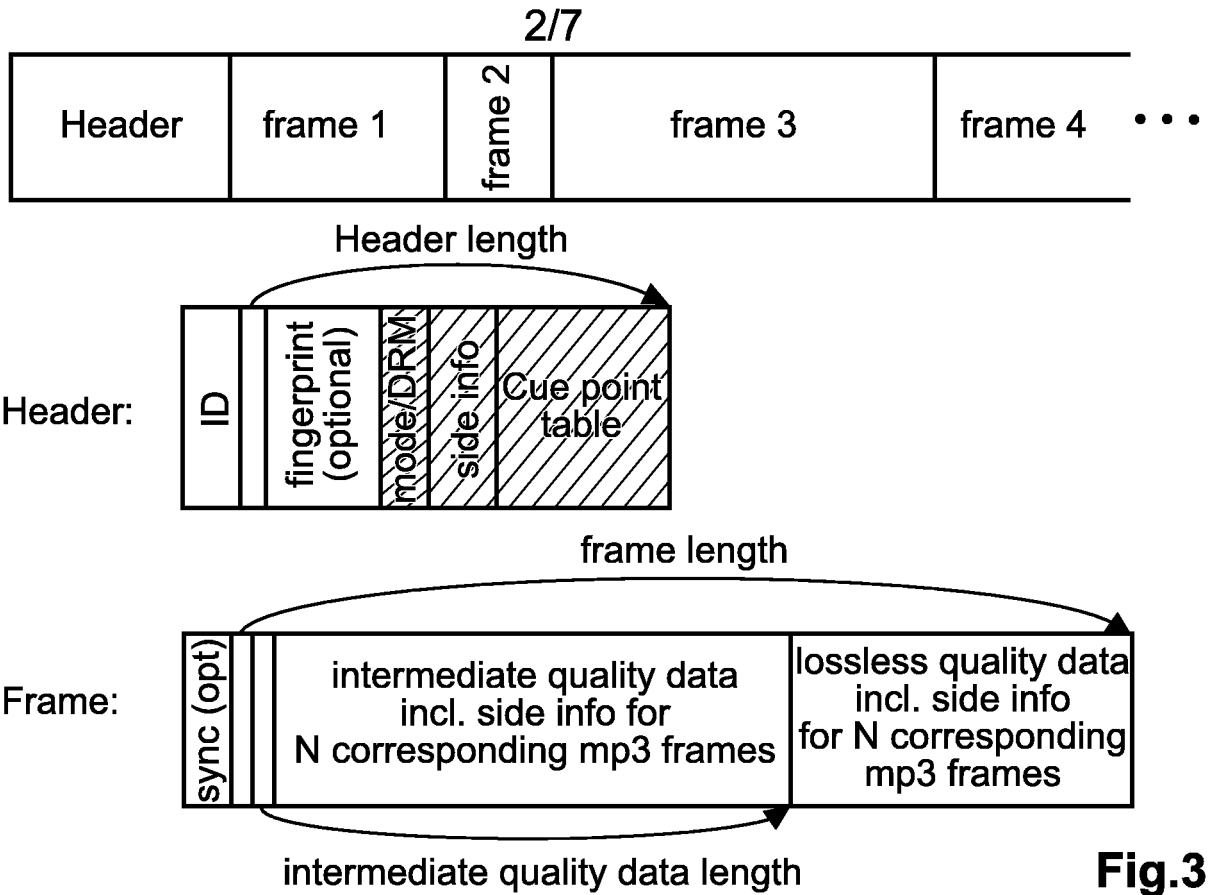


Fig.2



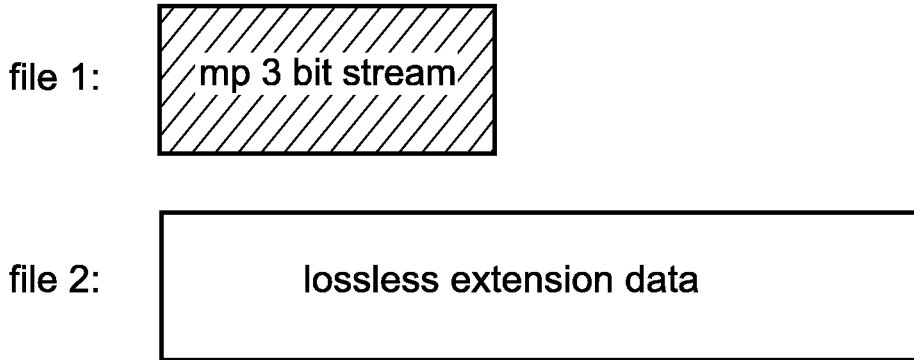


Fig.5

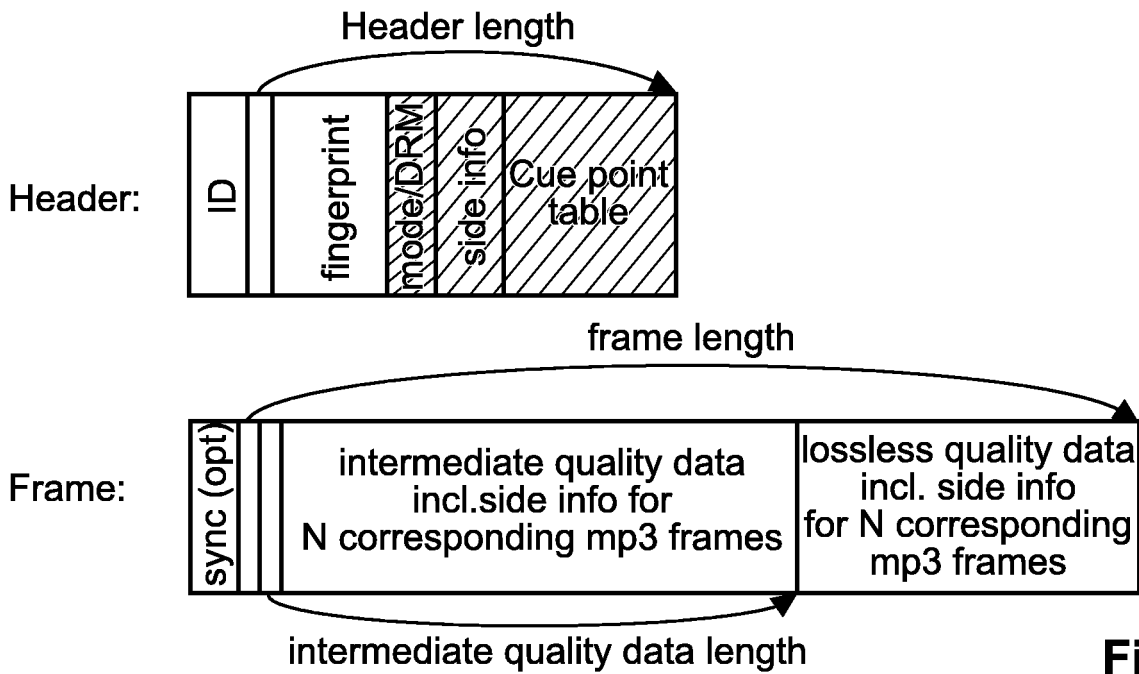


Fig.6

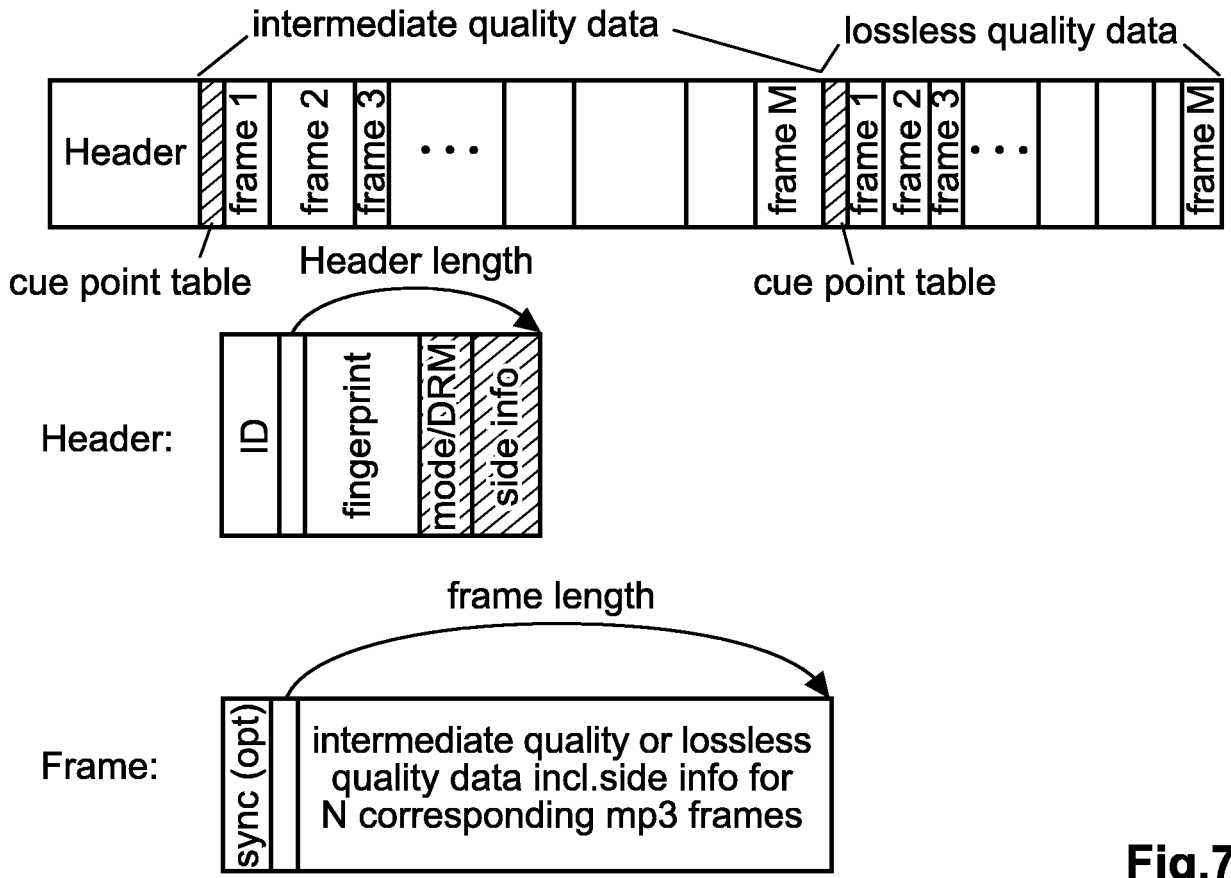


Fig.7

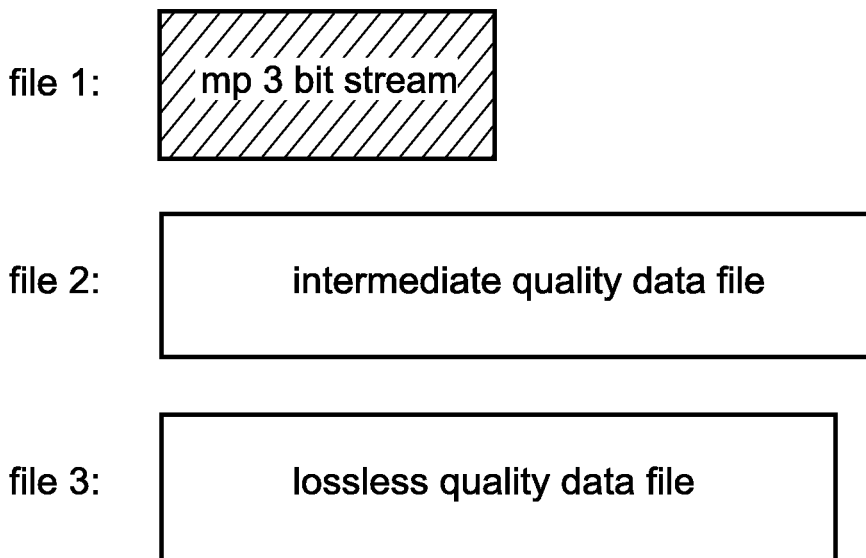


Fig.8

5/7

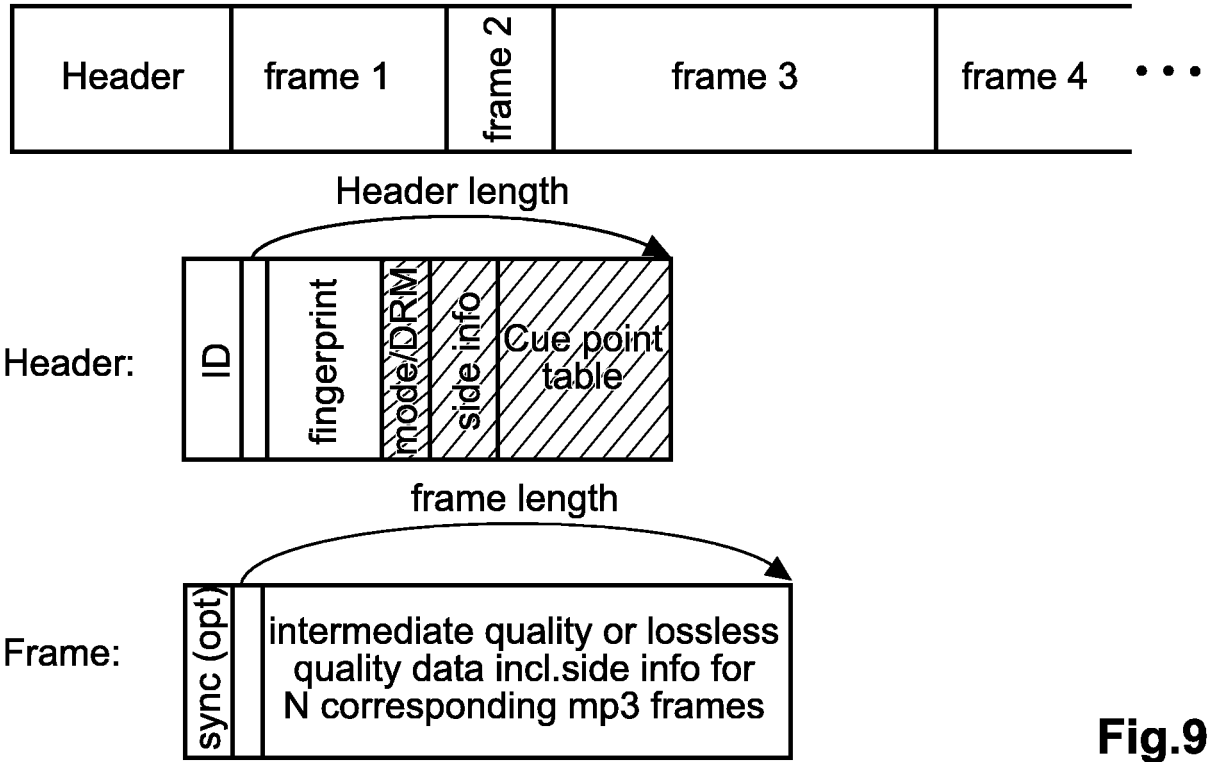


Fig.9

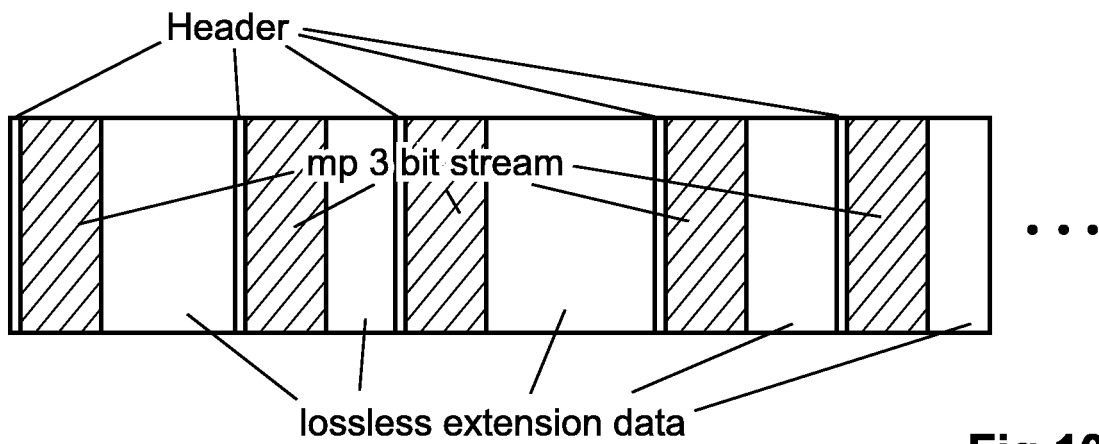


Fig.10

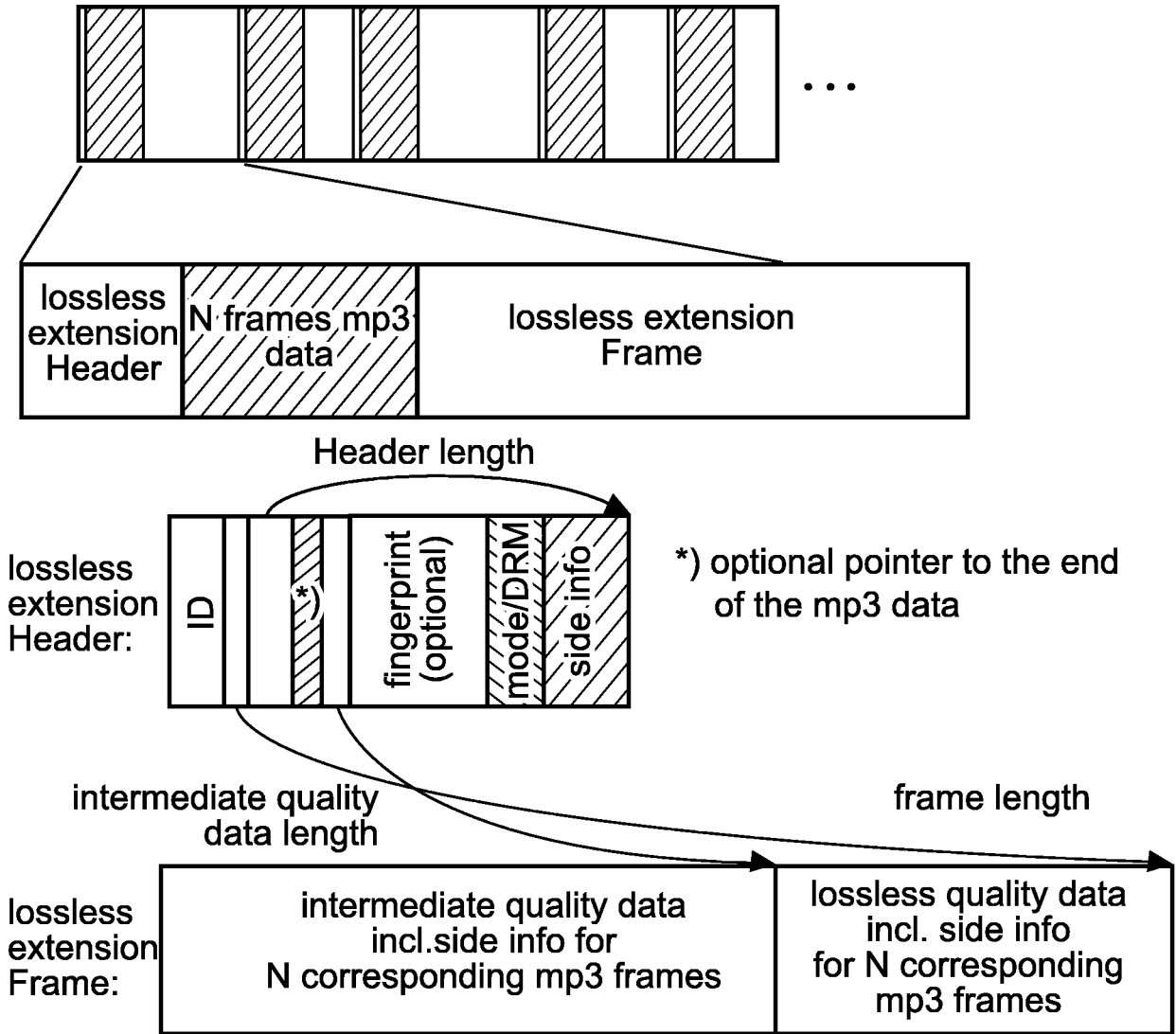


Fig.11

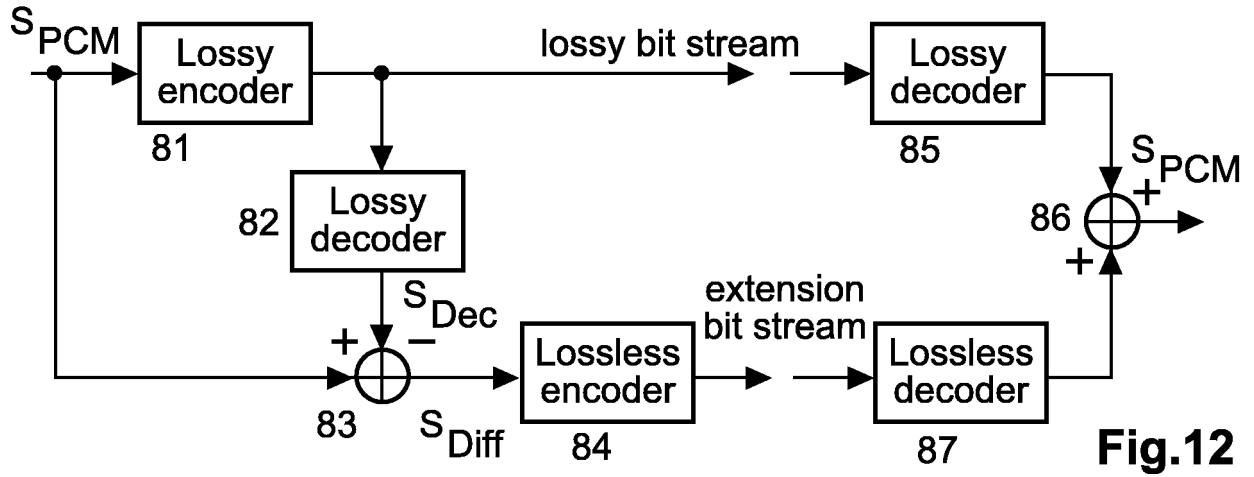


Fig.12

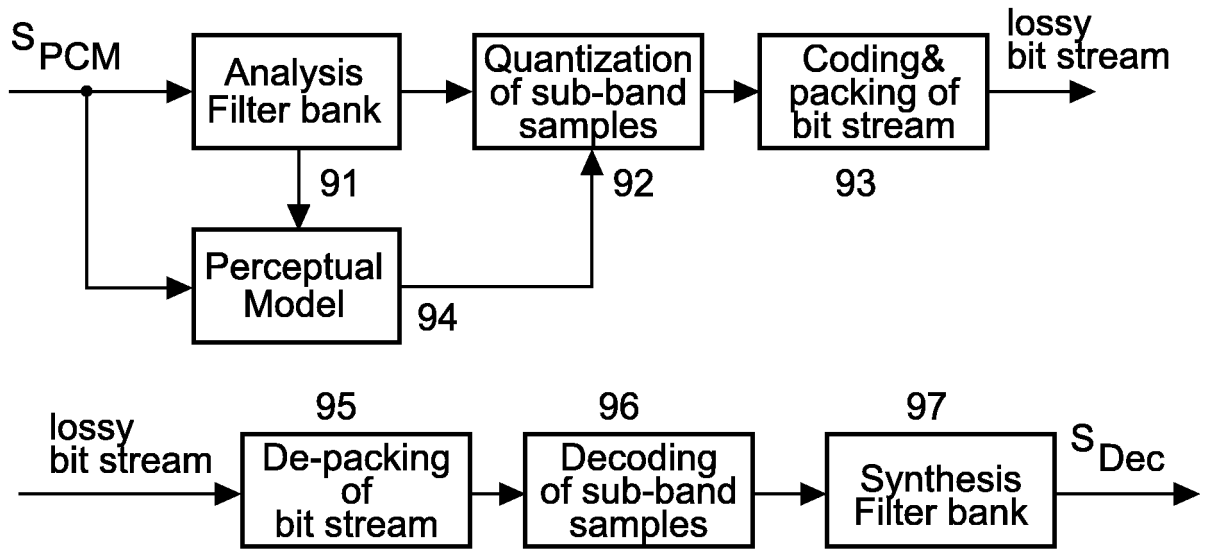


Fig.13

INTERNATIONAL SEARCH REPORT

International application No
PCT/EP2007/056824

A. CLASSIFICATION OF SUBJECT MATTER
INV. G10L19/00 G10L19/14

According to International Patent Classification (IPC) or to both national classification and IPC

B. FIELDS SEARCHED

Minimum documentation searched (classification system followed by classification symbols)
G10L

Documentation searched other than minimum documentation to the extent that such documents are included in the fields searched

Electronic data base consulted during the international search (name of data base and, where practical, search terms used)

EPO-Internal, INSPEC, WPI Data

C. DOCUMENTS CONSIDERED TO BE RELEVANT

Category*	Citation of document, with indication, where appropriate, of the relevant passages	Relevant to claim No.
Y	AUDIO SUBGROUP WG11: "ISO/IEC 14496-3:2001/AMD 5, Audio Scalable Lossless Coding (SLS)" ISO/IEC JTC1/SC 29/WG11 N6014, October 2003 (2003-10), XP002405669 * Section 2 "Bitstream" Section 3 "Decoder Process" *	1-11
Y	RONGSHAN YU, XIAO LIN, SUSANTO RAHARDJA: "Proposed Bitstream Revision for Mpeg-4 SLS (DRAFT)" ISO/IEC JTC1/SC 29/WG11 M11632, January 2005 (2005-01), XP002405670 the whole document	1-11
	----- -/--	

Further documents are listed in the continuation of Box C.

See patent family annex.

* Special categories of cited documents :

- *A* document defining the general state of the art which is not considered to be of particular relevance
- *E* earlier document but published on or after the international filing date
- *L* document which may throw doubts on priority claim(s) or which is cited to establish the publication date of another citation or other special reason (as specified)
- *O* document referring to an oral disclosure, use, exhibition or other means
- *P* document published prior to the international filing date but later than the priority date claimed

- *T* later document published after the international filing date or priority date and not in conflict with the application but cited to understand the principle or theory underlying the invention
- *X* document of particular relevance; the claimed invention cannot be considered novel or cannot be considered to involve an inventive step when the document is taken alone
- *Y* document of particular relevance; the claimed invention cannot be considered to involve an inventive step when the document is combined with one or more other such documents, such combination being obvious to a person skilled in the art.
- *Z* document member of the same patent family

Date of the actual completion of the international search

4 September 2007

Date of mailing of the international search report

19/09/2007

Name and mailing address of the ISA/

European Patent Office, P.B. 5818 Patentlaan 2
NL - 2280 HV Rijswijk
Tel. (+31-70) 340-2040, Tx. 31 651 epo nl,
Fax: (+31-70) 340-3016

Authorized officer

Bensa, Julien

INTERNATIONAL SEARCH REPORT

International application No
PCT/EP2007/056824

C(Continuation). DOCUMENTS CONSIDERED TO BE RELEVANT

Category*	Citation of document, with indication, where appropriate, of the relevant passages	Relevant to claim No.
A	KIM D-H ET AL: "SCALABLE LOSSLESS AUDIO CODING BASED ON MPEG-4 BSAC" PREPRINTS OF PAPERS PRESENTED AT THE AES CONVENTION, 5 October 2002 (2002-10-05), pages 1-4, XP009028921 the whole document -----	1-11
A	AUDIO SUBGROUP WG11: "ISO/IEC 14496-3:2001/AMD 4, Audio Lossless Coding (ALS)" ISO/IEC JTC1/SC 29/WG11 N6133, December 2003 (2003-12), XP002405671 paragraphs [0002], [0003] -----	1-11
A	US 5 706 396 A (SCHROEDER ERNST F [DE] ET AL) 6 January 1998 (1998-01-06) figure 1 column 2, lines 24-67 column 4, line 37 - column 5, line 42 -----	1-11
A	"INFORMATION TECHNOLOGY - CODING OF MOVING PICTURES AND ASSOCIATED AUDIO FOR DIGITAL STORAGE MEDIA AT UP TO ABOUT 1,5 -MBIT/S - PART 3: AUDIO TECHNOLOGIES DE L'INFORMATION - CODAGE DE L'IMAGE ANIMEE ET DU SON ASSOCIE POUR LES SUPPORTS DE STOCKAGE NUMERI" INTERNATIONAL STANDARD ISO/IEC, XX, XX, no. 11172-3, 1 August 1993 (1993-08-01), pages 1-158, XP008050513 cited in the application * Section 2 "Bitstream" Section 3 "Decoding Process" * figure A.7 -----	1-11

INTERNATIONAL SEARCH REPORT

Information on patent family members

International application No

PCT/EP2007/056824

Patent document cited in search report	Publication date	Patent family member(s)	Publication date
US 5706396	A	06-01-1998	
		AT 151212 T	15-04-1997
		DE 4202140 A1	29-07-1993
		WO 9315562 A1	05-08-1993
		EP 0624291 A1	17-11-1994
		ES 2101296 T3	01-07-1997
		HK 1000189 A1	23-01-1998
		JP 7503115 T	30-03-1995
		SG 44670 A1	19-12-1997
