

A&A Ref: 149008

PUBLICATION PARTICULARS AND ABSTRACT
(Section 32(3)(a) - Regulations 22(1)(g) and 31)

21	01	PATENT APPLICATION NO	22	LODGING DATE	43	ACCEPTANCE DATE
----	----	-----------------------	----	--------------	----	-----------------

2003/8067

16 October 2003

17.1.05

51	INTERNATIONAL CLASSIFICATION	NOT FOR PUBLICATION
----	------------------------------	---------------------

A61K

CLASSIFIED BY: ISA

71	FULL NAME(S) OF APPLICANT(S)
----	------------------------------

DMI Biosciences Inc.

72	FULL NAME(S) OF INVENTOR(S)
----	-----------------------------

BAR-OR, David

EARLIEST PRIORITY CLAIMED	COUNTRY	NUMBER	DATE
	33 US	31 60/276,806	32 16 March 2001

NOTE: The country must be indicated by its International Abbreviation - see schedule 4 of the Regulations

54	TITLE OF INVENTION
----	--------------------

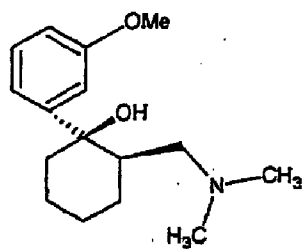
Method of delaying ejaculation

57	ABSTRACT (NOT MORE THAN 150 WORDS)
----	------------------------------------

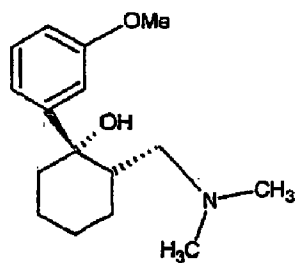
NUMBER OF SHEETS	29
------------------	----

The sheet(s) containing the abstract is/are attached.

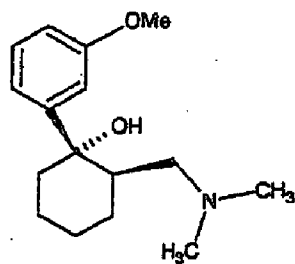
If no classification is furnished, Form P.9 should accompany this form.
The figure of the drawing to which the abstract refers is attached.



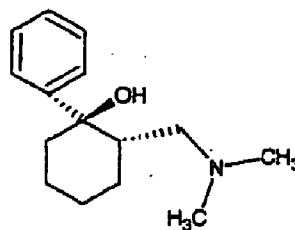
(+) (R,R) trans



(-) (S,S) trans



(S,R) - cis



(R,S)- cis

(57) Abstract: The invention provides a method of delaying ejaculation. The method comprises administering an effective amount of a tramadol material to a human male prior to sexual intercourse. The method is particularly useful for treating premature ejaculation.

METHOD OF DELAYING EJACULATION

FIELD OF THE INVENTION

The invention relates to a method of delaying ejaculation. In particular, the invention
5 relates to a method of delaying ejaculation by the administration of a tramadol material.

BACKGROUND OF THE INVENTION

Premature ejaculation is a debilitating sexual dysfunction. This dysfunction can lead
to an inability to enter into, or sustain, relationships and can cause psychological damage to
10 sufferers. Premature ejaculation can also impair reproductive success.

Treatments for premature ejaculation include psychological therapies, topical
anesthetics, and the use of devices. All of these treatments have significant drawbacks.
Psychological therapies benefit only a subset of patients and require specialized therapists
who may not be available to all patients. Furthermore, psychological therapies cannot
15 alleviate premature ejaculation resulting from non-psychological causes. Anesthetic agents
decrease sensitivity of tissues, thereby diminishing sexual pleasure. Also, topical anesthetics
can be transferred to sexual partners and thereby decrease their sensitivity and pleasure as
well. With regard to devices, these can be awkward, inconvenient and embarrassing to use.
Devices are highly conspicuous and reveal the very condition which the suffering partner
20 may prefer to conceal. Additionally, devices can cause irritation to one or both partners.

Methods for treating premature ejaculation by systemic administration of some
antidepressant compounds (including fluoxetine, sertraline, paroxetine) have been described.
See U.S. Patents Nos. 4,507,323, 4,940,731, 5,151,448, and 5,276,042 and Rosen et al., *J.*
Clin. Psychopharmacol., 19, 67-85 (1999). However, these antidepressants may not be
25 effective for all patients, and their side effects can halt treatment or impair patient
compliance. Disease states or adverse interactions with other drugs may contraindicate the
use of these compounds or require lower dosages that may not be effective to delay the onset
of ejaculation.

U.S. Patent No. 6,037,360 describes a method of treating premature ejaculation by
30 administration of certain serotonin agonists and antagonists. A serotonin agonist is defined
in this patent to be a compound which mimics the effect of serotonin on at least one of its
receptors, and a serotonin antagonist is defined to be a compound which blocks the effect of
serotonin on at least one of its receptors. Preferred are serotonin 5HT₂ receptor antagonists

(e.g., ondansetron, ergot alkaloids, granisetron, metoclopramide, trimethobenzamide, tropisetron, dolasetron, batanopride, and zacopride) and serotonin 5HT₄ agonists (e.g., cisapride and D-lysergic acid diethylamide). Unfortunately, these compounds have side effects which may contraindicate their use (e.g., ergot alkaloids and D-lysergic acid diethylamide) or have limited effectiveness (e.g., metoclopramide and the like; see PCT application WO 95/13072).

Thus, a need clearly exists for other methods of treating premature ejaculation. In particular, there is a need for a method of treating premature ejaculation that requires no specialized psychological therapy, can be used conveniently and without embarrassment, and does not involve the problems associated with prior therapeutic methods.

Tramadol is a centrally acting synthetic analgesic compound. Its mode of action is not completely understood. From animal tests, at least two complementary mechanisms appear applicable: (1) the binding of the parent compound (tramadol) and the O-demethylated M1 metabolite to μ -opioid receptors; and (2) a weak inhibition of reuptake of norepinephrine and serotonin. Opioid activity is due to both low affinity binding of the parent compound and higher affinity binding of the M1 metabolite to μ -opioid receptors. In animal models, M1 is up to 6 times more potent than tramadol in producing analgesia and 200 times more potent in μ -opioid binding. Tramadol has been shown to inhibit reuptake of norepinephrine and serotonin *in vitro*, as have some other opioid analgesics. These mechanisms may contribute independently to the overall analgesic profile of tramadol.

Apart from analgesia, the use of tramadol to treat frequent urination and urinary incontinence (see U.S. Patent No. 6,090,856) and to treat coughs, bronchitis and the common cold (see U.S. Patents Nos. 3,652,589 and 3,830,934) have been described. There is no teaching or suggestion in the prior art that tramadol could be used to delay ejaculation.

SUMMARY OF THE INVENTION

The invention provides a method of delaying ejaculation. The method comprises administering an effective amount of a tramadol material to a human male prior to sexual intercourse.

BRIEF DESCRIPTION OF THE DRAWING

Figure 1 shows stereoisomers of tramadol.

5 DETAILED DESCRIPTION OF THE PRESENTLY-
PREFERRED EMBODIMENTS OF THE INVENTION

The term "premature ejaculation" as used herein means a sexual dysfunction wherein a male is unable to control the ejaculatory process to a degree sufficient to satisfy a partner. Generally, premature ejaculation refers to persistent or recurring ejaculation with minimal stimulation before or during sexual intercourse. The term includes both "congenital" or "lifelong" premature ejaculation and "primary" or "acquired" premature ejaculation. Specific definitions include: (i) ejaculation prior to penetration or within ten to twenty strokes after intromission; (ii) ejaculation in less than 1-2 minutes; and (iii) ejaculation 50% of the time more rapidly than the female is able to have an orgasm if she has no orgasmic dysfunction. See, e.g., U.S. Patent No. 6,037,360 and 5,151,448; *Male Infertility and Sexual Dysfunction*, page 356 (Springer-Verlag 1997); *Diagnostic and Statistical Manual of Mental Disorders* (American Psychiatric Association 1994). Premature ejaculation, however defined, can be treated by the method of the invention.

As used herein, "delay ejaculation" means that a male receiving a tramadol material is able to control the ejaculatory process so as to prevent ejaculation for a time which is longer than that normally experienced by the male when not receiving the tramadol material. It is expected that, in the case of a male who suffers from premature ejaculation, the male will be able to control the ejaculatory process to a degree sufficient to better or completely satisfy his partner. "Delay ejaculation" does not mean to totally prevent ejaculation.

25 The term "tramadol material" is used herein to refer to 2-[(dimethylamino)methyl]-1-(3-methoxyphenyl)-cyclohexanol ("tramadol") and all pharmaceutically-acceptable forms and derivatives of tramadol. In particular, the term includes the N-oxide derivative ("tramadol N-oxide") and the O-desmethyl derivative ("O-desmethyl tramadol"). The term also includes the solvates, polymorphs, and pharmaceutically-acceptable acid addition salts of tramadol and its derivatives. The term further includes all of the stereoisomers of any of the foregoing, including individual stereoisomers (including individual enantiomers) and mixtures of stereoisomers (including the racemates).

The stereoisomers of tramadol are shown in Figure 1. There appears to be some discrepancy in the literature regarding the nomenclature of the individual stereoisomers of tramadol. For the purposes of the present application, the designations of "cis" and "trans" stereoisomers of tramadol are made in reference to the relative positions of the dimethylamino and the hydroxy substituents on the cyclohexane ring within the tramadol molecule. As shown in Figure 1, the R,R and S,S enantiomers will be referred to herein as the "cis" isomers while the R,S and S,R isomers will be referred to herein as the "trans" isomers. As also shown in Figure 1, the R,R isomer of tramadol will be referred to herein as the "+" cis isomer and the S,S isomer will be referred to as the "-" cis isomer. It is presently understood that R,S and S,R isomers are not optically active.

Presently preferred is tramadol and the acid addition salts thereof, particularly the hydrochloride. Even more preferred is (\pm)cis-tramadol, the acid addition salts, particularly the hydrochloride, and the individual enantiomers.

Methods of making tramadol, tramadol N-oxide, and O-desmethyl tramadol are well known. See, e.g., U.S. Patents Nos. 3,652,589, 3,830,934, 5,223,541, 5,336,691, 5,723,668, 5,728,885, and 5,874,620, the complete disclosures of which are incorporated herein by reference. Tramadol is also commercially available from Gruenenthal GmbH, Aschen, Germany.

The pharmaceutically-acceptable acid addition salts are prepared by conventional methods well known in the art using pharmaceutically-acceptable, substantially non-toxic, organic and inorganic acids. Such acids include hydrochloric acid, nitric acid, sulfuric acid, phosphoric acid, hydrobromic acid, acetic acid, propionic acid, maleic acid, malonic acid, succinic acid, citric acid, tartaric acid, malic acid, benzoic acid, salicylic acid, phthalic acid, nicotinic acid, etc. Preferred is hydrochloric acid, and tramadol hydrochloride is the most preferred compound for practicing the invention.

To delay ejaculation, an effective amount of a tramadol material is administered to a male prior to sexual intercourse. By an "effective amount" is meant a nontoxic, but sufficient, amount of a tramadol material to delay ejaculation. Effective dosage forms, modes and times of administration, and dosage amounts may be determined empirically, and making such determinations is within the skill of the art. Preferred is a single dose taken orally shortly before sexual intercourse. In particular, it has been found that an effective

dosage of (+) *cis*-2- [(dimethylamino)methyl]-1-(3-methoxyphenyl)-cyclohexanol hydrochloride to delay ejaculation is from about 10 to about 50 milligrams (mg), preferably from about 15 to about 35 mg, most preferably about 25 mg, administered orally from about 30 to about 60 minutes prior to sexual intercourse. However, it is understood by those skilled in the art that the dosage amount will vary with the particular form of tramadol employed, the route(s) of administration, the timing of the administration, the identity of any other drugs being administered, whether or not the male suffers from premature ejaculation and the severity of the premature ejaculation condition, the age, size and condition of the patient, and like factors known in the medical art. In general, a suitable dose will be that amount of the compound which is the lowest dose effective to delay ejaculation without toxicity. However, the dosage, route of administration, etc., will be determined by an attending physician within the scope of sound medical judgement.

The tramadol material may be administered by any suitable route of administration, including orally, nasally, rectally, parenterally (*e.g.*, intravenously, subcutaneously, or intramuscularly), topically (*i.e.*, delivery to the skin or mucosa), transdermally (*i.e.*, delivery by passage of a drug through the skin into the bloodstream), transmucosally (*i.e.*, delivery by passage of a drug through the mucosal tissue into the bloodstream), intracavernosally (*i.e.*, injection into one or both corpora of the corpora cavernosal tissues of the penis), and intarurethrally (*i.e.*, delivery into the urethra). Highly preferred is oral administration.

While it is possible for the tramadol material to be administered alone, it is preferable to administer it as a pharmaceutical formulation (composition). The pharmaceutical compositions will comprise a tramadol material as the active ingredient in admixture with one or more pharmaceutically-acceptable carriers and, optionally, with one or more other compounds, drugs, or other materials. Each carrier must be "acceptable" in the sense of being compatible with the other ingredients of the formulation and not injurious to the male who will take the composition. Pharmaceutically-acceptable carriers are well known in the art. Regardless of the route of administration selected, the active ingredients are formulated into pharmaceutically-acceptable dosage forms by conventional methods known to those of skill in the art. See, *e.g.*, *Remington's Pharmaceutical Sciences*

Formulations of the invention suitable for oral administration may be in the form of capsules, cachets, pills, tablets, powders, granules or as a solution or a suspension in an

aqueous or non-aqueous liquid, or an oil-in-water or water-in-oil liquid emulsions, or as an elixir or syrup, or as pastilles (using an inert base, such as gelatin and glycerin, or sucrose and acacia), and the like, each containing a predetermined amount of the active ingredient. Preferred oral administration forms are tablets and capsules.

5 In solid dosage forms of the invention for oral administration (capsules, tablets, pills, dragees, powders, granules and the like), the active ingredient is mixed with one or more pharmaceutically acceptable carriers, such as sodium citrate or dicalcium phosphate, and/or any of the following: (1) fillers or extenders, such as starches, lactose, sucrose, glucose, mannitol, and/or silicic acid; (2) binders, such as, for example, carboxymethylcellulose,
10 alginates, gelatin, polyvinyl pyrrolidone, sucrose and/or acacia; (3) humectants, such as glycerol; (4) disintegrating agents, such as agar-agar, calcium carbonate, potato or tapioca starch, alginic acid, certain silicates, and sodium carbonate; (5) solution retarding agents, such as paraffin; (6) absorption accelerators, such as quaternary ammonium compounds; (7) wetting agents, such as, for example, cetyl alcohol and glycerol monostearate; (8) absorbents,
15 such as kaolin and bentonite clay; (9) lubricants, such as talc, calcium stearate, magnesium stearate, solid polyethylene glycols, sodium lauryl sulfate, and mixtures thereof; and (10) coloring agents. In the case of capsules, tablets and pills, the pharmaceutical compositions may also comprise buffering agents. Solid compositions of a similar type may be employed as fillers in soft and hard-filled gelatin capsules using such excipients as lactose or milk
20 sugars, as well as high molecular weight polyethylene glycols and the like.

A tablet may be made by compression or molding optionally with one or more accessory ingredients. Compressed tablets may be prepared using binder (for example, gelatin or hydroxypropylmethyl cellulose), lubricant, inert diluent, preservative, disintegrant (for example, sodium starch glycolate or cross-linked sodium carboxymethyl cellulose),
25 surface-active or dispersing agent. Molded tablets may be made by molding in a suitable machine a mixture of the powdered compound moistened with an inert liquid diluent.

The tablets, and other solid dosage forms of the pharmaceutical compositions of the present invention, such as dragees, capsules, pills and granules, may optionally be scored or prepared with coatings and shells, such as enteric coatings and other coatings well known in
30 the pharmaceutical-formulating art. They may also be formulated so as to provide slow or controlled release of the active ingredient therein using, for example, hydroxypropylmethyl

cellulose in varying proportions to provide the desired release profile, other polymer matrices, liposomes and/or microspheres. They may be sterilized by, for example, filtration through a bacteria-retaining filter. These compositions may also optionally contain opacifying agents and may be of a composition that they release the active ingredient only, or preferentially, in a certain portion of the gastrointestinal tract, optionally, in a delayed manner. Examples of embedding compositions which can be used include polymeric substances and waxes. The active ingredient can also be in microencapsulated form.

Liquid dosage forms for oral administration of the compounds of the invention include pharmaceutically-acceptable emulsions, microemulsions, solutions, suspensions, syrups and elixirs. In addition to the active ingredient, the liquid dosage forms may contain inert diluents commonly used in the art, such as, for example, water or other solvents, solubilizing agents and emulsifiers, such as ethyl alcohol, isopropyl alcohol, ethyl carbonate, ethyl acetate, benzyl alcohol, benzyl benzoate, propylene glycol, 1,3-butylene glycol, oils (in particular, cottonseed, groundnut, corn, germ, olive, castor and sesame oils), glycerol, tetrahydrofuryl alcohol, polyethylene glycols and fatty acid esters of sorbitan, and mixtures thereof.

Besides inert diluents, the oral compositions can also include adjuvants such as wetting agents, emulsifying and suspending agents, sweetening, flavoring, coloring, perfuming, thickening, and preservative agents.

Suspensions, in addition to the active ingredient, may contain suspending agents as, for example, ethoxylated isostearyl alcohols, polyoxyethylene sorbitol and sorbitan esters, microcrystalline cellulose, aluminum metahydroxide, bentonite, agar-agar and tragacanth, and mixtures thereof.

Formulations of the pharmaceutical compositions of the invention for rectal administration may be presented as a suppository, which may be prepared by mixing one or more compounds of the invention with one or more suitable nonirritating excipients or carriers comprising, for example, cocoa butter, polyethylene glycol, a suppository wax or salicylate, and which is solid at room temperature, but liquid at body temperature and, therefore, will melt in the rectum and release the active ingredient.

Dosage forms for the topical, transdermal or transmucosal administration of the active ingredient include powders, sprays, ointments, pastes, creams, lotions, gels, solutions,

patches, drops and inhalants. The active ingredient may be mixed under sterile conditions with a pharmaceutically-acceptable carrier, and with any buffers, or propellants which may be required.

The ointments, pastes, creams and gels may contain, in addition to the active
5 ingredient, excipients, such as animal and vegetable fats, oils, waxes, paraffins, starch, tragacanth, cellulose derivatives, polyethylene glycols, silicones, bentonites, silicic acid, talc and zinc oxide, or mixtures thereof.

Powders and sprays can contain, in addition to the active ingredient, excipients such as lactose, talc, silicic acid, aluminum hydroxide, calcium silicates and polyamide powder
10 or mixtures of these substances. Sprays can additionally contain customary propellants such as chlorofluorohydrocarbons and volatile unsubstituted hydrocarbons, such as butane and propane.

The active ingredient may also be delivered through the skin using conventional transdermal drug delivery systems, *i.e.*, transdermal patches, wherein the agent is typically
15 contained within a laminated structure that serves as a drug delivery device to be affixed to the skin. In such a structure, the active ingredient is typically contained in a layer, or "reservoir," underlying an upper backing layer. The laminated device may contain a single reservoir, or it may contain multiple reservoirs. In one embodiment, the reservoir comprises a polymeric matrix of a pharmaceutically acceptable contact adhesive material that serves to
20 affix the system to the skin during drug delivery. Examples of suitable skin contact adhesive materials include, but are not limited to, polyethylenes, polysiloxanes, polyisobutylenes, polyacrylates, polyurethanes, and the like. Alternatively, the drug-containing reservoir and skin contact adhesive are present as separate and distinct layers, with the adhesive underlying the reservoir which, in this case, may be either a polymeric matrix as described above, or it
25 may be a liquid or hydrogel reservoir, or may take some other form.

The backing layer in these laminates, which serves as the upper surface of the device, functions as the primary structural element of the laminated structure and provides the device with much of its flexibility. The material selected for the backing material should be selected so that it is substantially impermeable to the active ingredient and any other materials that
30 are present. The backing layer may be either occlusive or nonocclusive, depending on whether it is desired that the skin become hydrated during drug delivery. The backing is

preferably made of a sheet or film of a preferably flexible elastomeric material. Examples of polymers that are suitable for the backing layer include polyethylene, polypropylene, polyesters, and the like.

During storage and prior to use, the laminated structure includes a release liner. Immediately prior to use, this layer is removed from the device to expose the basal surface thereof, either the drug reservoir or a separate contact adhesive layer, so that the system may be affixed to the skin. The release liner should be made from a drug/vehicle impermeable material.

Transdermal drug delivery devices may be fabricated using conventional techniques, known in the art, for example by casting a fluid admixture of adhesive, drug and vehicle onto the backing layer, followed by lamination of the release liner. Similarly, the adhesive mixture may be cast onto the release liner, followed by lamination of the backing layer. Alternatively, the drug reservoir may be prepared in the absence of drug or excipient, and then loaded by "soaking" in a drug/vehicle mixture.

The laminated transdermal drug delivery systems may in addition contain a skin permeation enhancer. That is, because the inherent permeability of the skin to some drugs may be too low to allow therapeutic levels of the drug to pass through a reasonably sized area of unbroken skin, it is necessary to coadminister a skin permeation enhancer with such drugs. Suitable enhancers are well known in the art.

The pharmaceutical compositions of the invention may also be administered by nasal aerosol or inhalation. Such compositions are prepared according to techniques well-known in the art of pharmaceutical formulation and may be prepared as solutions in saline, employing benzyl alcohol or other suitable preservatives, absorption promoters to enhance bioavailability, propellants such as fluorocarbons or nitrogen, and/or other conventional solubilizing or dispersing agents.

Preferred formulations for topical drug delivery are ointments and creams. Ointments are semisolid preparations which are typically based on petrolatum or other petroleum derivatives. Creams containing the selected active agent, are, as known in the art, viscous liquid or semisolid emulsions, either oil-in-water or water-in-oil. Cream bases are water-washable, and contain an oil phase, an emulsifier and an aqueous phase. The oil phase, also sometimes called the "internal" phase, is generally comprised of petrolatum and a fatty

alcohol such as cetyl or stearyl alcohol; the aqueous phase usually, although not necessarily, exceeds the oil phase in volume, and generally contains a humectant. The emulsifier in a cream formulation is generally a nonionic, anionic, cationic or amphoteric surfactant. The specific ointment or cream base to be used, as will be appreciated by those skilled in the art, is one that will provide for optimum drug delivery. As with other carriers or vehicles, an ointment base should be inert, stable, nonirritating and nonsensitizing.

Formulations for buccal administration include tablets, lozenges, gels and the like. Alternatively, buccal administration can be effected using a transmucosal delivery system as known to those skilled in the art.

Pharmaceutical compositions suitable for parenteral administrations comprise the active ingredient in combination with one or more pharmaceutically-acceptable sterile isotonic aqueous or non-aqueous solutions, dispersions, suspensions or emulsions, or sterile powders or other solid forms which may be reconstituted into sterile injectable solutions or dispersions just prior to use, which may contain antioxidants, buffers, solutes which render the formulation isotonic with the blood of the intended recipient or suspending or thickening agents.

Examples of suitable aqueous and nonaqueous carriers which may be employed in the pharmaceutical compositions include water, ethanol, polyols (such as glycerol, propylene glycol, polyethylene glycol, and the like), and suitable mixtures thereof, vegetable oils, such as olive oil, and injectable organic esters, such as ethyl oleate. Proper fluidity can be maintained, for example, by the use of coating materials, such as lecithin, by the maintenance of the required particle size in the case of dispersions, and by the use of surfactants.

These compositions may also contain adjuvants such as wetting agents, emulsifying agents and dispersing agents. It may also be desirable to include isotonic agents, such as sugars, sodium chloride, and the like in the compositions. In addition, prolonged absorption of injectable pharmaceutical forms may be brought about by the inclusion of agents which delay absorption such as aluminum monostearate and gelatin.

In some cases, in order to prolong the effect of the active ingredient, it is desirable to slow the absorption of the active ingredient from subcutaneous or intramuscular injection. This may be accomplished by the use of a liquid suspension of crystalline or amorphous material having poor water solubility. The rate of absorption of the active ingredient then

depends upon its rate of dissolution which, in turn, may depend upon crystal size and crystalline form. Alternatively, delayed absorption of a parenterally-administered active ingredient is accomplished by dissolving or suspending the drug in an oil vehicle.

Injectable depot forms are made by forming microencapsule matrices of the active ingredient in biodegradable polymers such as polylactide-polyglycolide. Depending on the ratio of active ingredient to polymer, and the nature of the particular polymer employed, the rate of release of the active ingredient can be controlled. Examples of other biodegradable polymers include poly(orthoesters) and poly(anhydrides). Depot injectable formulations are also prepared by entrapping the active ingredient in liposomes or microemulsions which are compatible with body tissue. The injectable materials can be sterilized for example, by filtration through a bacterial-retaining filter.

Intracavernosal injection can be carried out by use of a syringe or any other suitable device. An example of a hypodermic syringe useful herein, that can be used for simultaneous injection into both corpora, is described in U.S. Pat. No. 4,127,118. The injection is made on the dorsum of the penis by placement of the needle to the side of each dorsal vein and inserting it deep into the corpora.

The active ingredient can be administered in a pharmaceutical formulation suitable for transurethral drug delivery. The formulation contains one or more selected carriers or excipients, such as water, silicone, waxes, petroleum jelly, polyethylene glycol, propylene glycol, liposomes, sugars such as mannitol and lactose, and/or a variety of other materials, with polyethylene glycol and derivatives thereof particularly preferred. It may be desirable to incorporate a transurethral permeation enhancer in the urethral dosage form. Examples of suitable transurethral permeation enhancers include dimethylsulfoxide, dimethyl formamidine, N,N-dimethylacetamide, decylmethylsulfoxide, polyethylene glycol monolaurate, glycerol monolaurate, lecithin, the 1-substituted azacycloheptan-2-ones, particularly 1-n-dodecylcyclazacycloheptan-2-one (available under the trademark Azone® from Nelson Research & Development Co., Irvine, Calif.), SEPA® (available from Macrochem Co., Lexington, Mass.), alcohols (e.g., ethanol), detergents (such as Tergitol®, Nonoxynol-9® and TWEEN-80®) and the like. Transurethral formulations may additionally include one or more enzyme inhibitors effective to inhibit drug-degrading enzymes which may be present in the urethra. Additional optional components include excipients,

preservatives (*e.g.*, antioxidants), chelating agents, solubilizing agents (*e.g.*, surfactants), and the like, as will be appreciated by those skilled in the art of drug formulation preparation and delivery.

Transurethral drug administration, as explained in PCT application WO 91/16021, can be carried out in a number of different ways using a variety of urethral dosage forms. For example, the drug can be introduced into the urethra from a flexible tube, squeeze bottle, pump or aerosol spray. The drug may also be contained in coatings, pellets or suppositories which are absorbed, melted or bioeroded in the urethra. In certain embodiments, the drug is included in a coating on the exterior surface of a penile insert. Drug delivery devices for administering a drug transurethrally are described in U.S. Patent No. 6,037,360 and PCT application WO 91/16021.

Urethral suppository formulations containing polyethylene glycol or a polyethylene glycol derivative can be used as the urethral dosage form, and may be conveniently formulated using conventional techniques, *e.g.*, compression molding, heat molding or the like, as will be appreciated by those skilled in the art and as described in the pertinent literature and pharmaceutical texts. See, for example, *Remington: The Science and Practice of Pharmacy*, 19th Ed. (Easton, PA: Mack Publishing Co., 1995), which discloses typical methods of preparing pharmaceutical compositions in the form of urethral suppositories. It is also preferred that urethral suppositories contain one or more solubilizing agents (*e.g.*, a nonionic, anionic, cationic or amphoteric surfactant) effective to increase the solubility of the active ingredient in the polyethylene glycol or other transurethral vehicle.

It may be desirable to deliver the active ingredient in a urethral dosage form which provides for controlled or sustained release of the agent. In such a case, the dosage form typically comprises a biocompatible, biodegradable material, typically a biodegradable polymer. Examples of such polymers include polyester, polyalkylcyanoacrylate, polyorthoester, polyanhydride, albumin, gelatin and starch. As explained, for example, in PCT application WO 96/40054, these and other polymers can be used to provide biodegradable microparticles which enable controlled and sustained drug release, in turn minimizing the required dosing frequency.

The method of intraurethral administration may involve an "active" delivery mechanism such as iontophoresis, electroporation or phonophoresis. Devices and methods

for delivering drugs in this way are well known in the art. Iontophoretically assisted drug delivery is, for example, described in PCT application WO 96/40054. Briefly, the active agent is driven through the urethral wall by means of an electric current passed from an external electrode to a second electrode contained within or affixed to a urethral probe.

5 The pharmaceutical formulations of the tramadol material may be presented in unit-dose or multi-dose sealed containers, for example, ampules and vials, and may be stored in a lyophilized condition requiring only the addition of the sterile liquid carrier, for example water for injection, immediately prior to use. Extemporaneous injection solutions and suspensions may be prepared from sterile powders, granules and tablets of the type described
10 above.

 Pharmaceutical compositions containing a tramadol material and methods of making the pharmaceutical compositions have been described. See, e.g., U.S. Patents Nos. 3,652,589, 3,830,934, 5,223,541, 5,591,452, 5,601,842, 5,728,885, 6,017,963, 6,090,856, and 6,156,342, the complete disclosures of which are incorporated herein by reference.
15 Moreover, pharmaceutical compositions containing tramadol and pharmaceutically-acceptable salts thereof are manufactured and sold worldwide. In the United States, (\pm) *cis*-2-[(dimethylamino)methyl]-1-(3-methoxyphenyl)-cyclohexanol hydrochloride for oral administration is available from Ortho-McNeil Pharmaceutical, Inc., Raritan, New Jersey 08869, as ULTRAM tablets. Each ULTRAM tablet contains 50 mg (\pm) *cis*-2-
20 [(dimethylamino)methyl]-1-(3-methoxyphenyl)-cyclohexanol hydrochloride and a number of inactive ingredients (corn starch, hydroxypropyl methylcellulose, lactose, magnesium stearate, microcrystalline cellulose, polyethylene glycol, polysorbate 80, sodium starch glycolate, titanium dioxide and wax). It is understood the commercial preparation of tramadol marketed under the brand name ULTRAM® consists of a mixture of the R,R and
25 S,S isomers of tramadol hydrochloride.

EXAMPLESEXAMPLE 1: Tramadol Hydrochloride Delays Ejaculation

A tramadol material at doses of 10 mg and higher, taken approximately 30-60 minutes prior to sexual intercourse by the male partner delays ejaculation significantly. It was observed, for example, that a dose of 25 mg tramadol hydrochloride (one-half of a 50 mg ULTRAM tablet, Ortho-McNeil Pharmaceutical, Inc., Raritan, New Jersey) taken orally 30-60 minutes prior to sexual intercourse delayed ejaculation by a normal male subject by at least 10-15 minutes. At doses of 50-100 mg, a similar effect was observed. However, it was associated with drowsiness, lightheadedness, dry mouth and a sense of slight euphoria (opioid effect) and, at 100 mg, sometimes ejaculation/orgasm was not achieved. From these observations, it was concluded that a dose of 10-50 mg of a tramadol material, preferably 15-35 mg, most preferably 25 mg, can delay ejaculation significantly and can be used to treat (prevent or reduce) premature ejaculation.

I Claim:

1. A method of delaying ejaculation comprising administering an effective amount of a tramadol material to a human male prior to sexual intercourse.

2. The method of Claim 1 wherein the tramadol material is tramadol or a pharmaceutically-acceptable salt thereof.

3. The method of Claim 2 wherein the tramadol material is (\pm) *cis*-tramadol or a pharmaceutically-acceptable salt thereof.

4. The method of Claim 3 wherein a dose of from about 10 to about 50 milligrams of the tramadol or the pharmaceutically-acceptable salt thereof is administered to the male.

5. The method of Claim 4 wherein a dose of from about 15 to about 35 milligrams of the tramadol or the pharmaceutically-acceptable salt thereof is administered to the male.

6. The method of Claim 5 wherein a dose of about 25 milligrams of the tramadol or the pharmaceutically-acceptable salt thereof is administered to the male.

7. The method of Claim 3 wherein a (+)-enantiomer of the *cis*-tramadol or the pharmaceutically-acceptable salt thereof is administered to the male.

8. The method of Claim 3 wherein a (-)-enantiomer of the *cis*-tramadol or the pharmaceutically-acceptable salt thereof is administered to the male.

9. The method of Claim 3 wherein the tramadol material is (\pm) *cis*-tramadol hydrochloride.

10. The method of Claim 9 wherein a dose of from about 10 to about 50 milligrams of the tramadol hydrochloride is administered to the male.

11. The method of Claim 10 wherein a dose of from about 15 to about 35 milligrams of the tramadol hydrochloride is administered to the male.

12. The method of Claim 11 wherein a dose of about 25 milligrams of the tramadol hydrochloride is administered to the male.

13. The method of any one of Claims 1-12 wherein the tramadol material is administered from about 30 minutes to about 60 minutes prior to sexual intercourse.

14. The method of any one of Claims 1-12 wherein the tramadol material is administered orally.

15. The method of Claim 13 wherein the tramadol material is administered orally.

16. Use of a tramadol material in the manufacture of a preparation for delaying ejaculation wherein said preparation is administrable to a human male prior to sexual intercourse.

17. Use of Claim 16 wherein the tramadol material is tramadol or a pharmaceutically-acceptable salt thereof.

18. Use of Claim 17 wherein the tramadol material is (\pm) *cis*-tramadol or a pharmaceutically-acceptable salt thereof.

19. Use of Claim 18 wherein a dose of from about 10 to about 50 milligrams of the tramadol or the pharmaceutically-acceptable salt thereof is administrable to the male.

20. Use of Claim 19 wherein a dose of from about 15 to about 35 milligrams of the tramadol or the pharmaceutically-acceptable salt thereof is administrable to the male.

21. Use of Claim 20 wherein a dose of about 25 milligrams of the tramadol or the pharmaceutically-acceptable salt thereof is administrable to the male.

22. Use of Claim 18 wherein a (+)-enantiomer of the *cis*-tramadol or the pharmaceutically-acceptable salt thereof is administrable to the male.

23. Use of Claim 18 wherein a (-)-enantiomer of the *cis*-tramadol or the pharmaceutically-acceptable salt thereof is administrable to the male.

24. Use of Claim 18 wherein the tramadol material is (\pm) *cis*-tramadol hydrochloride.

25. Use of Claim 24 wherein a dose of from about 10 to about 50 milligrams of the tramadol hydrochloride is administrable to the male.

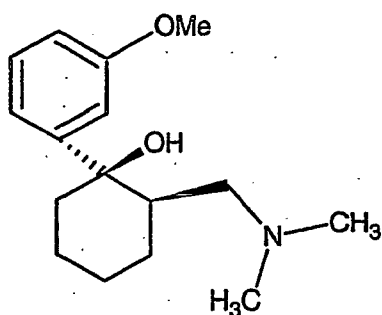
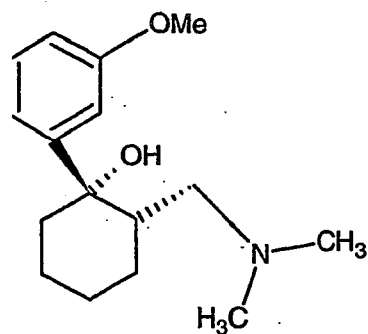
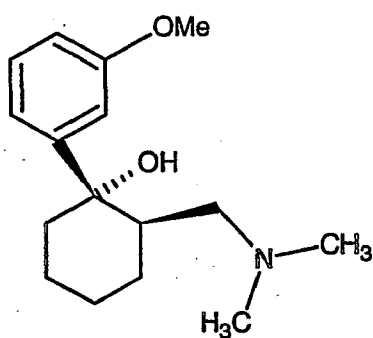
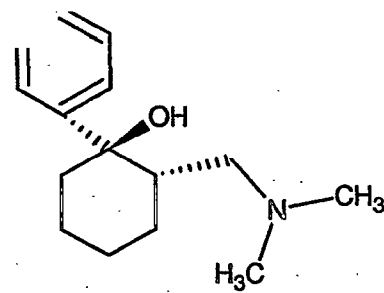
26. Use of Claim 25 wherein a dose of from about 15 to about 35 milligrams of the tramadol hydrochloride is administrable to the male.

27. Use of Claim 26 wherein a dose of about 25 milligrams of the tramadol hydrochloride is administrable to the male.

28. Use of any one of Claims 16-27 wherein the tramadol material is administrable from about 30 minutes to about 60 minutes prior to sexual intercourse.

29. Use of any one of Claims 16-27 wherein the tramadol material is administrable orally.

1/1

**(+) (R,R) trans****(-) (S,S) trans****(S,R) - cis****(R,S) - cis****Figure 1**