

(No Model.)

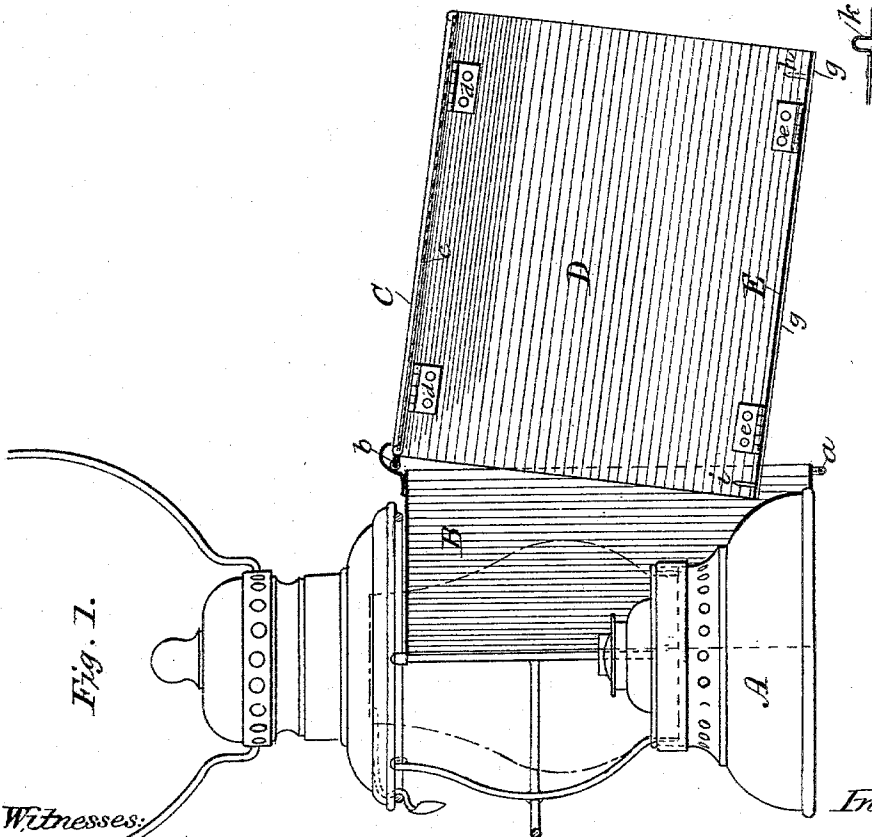
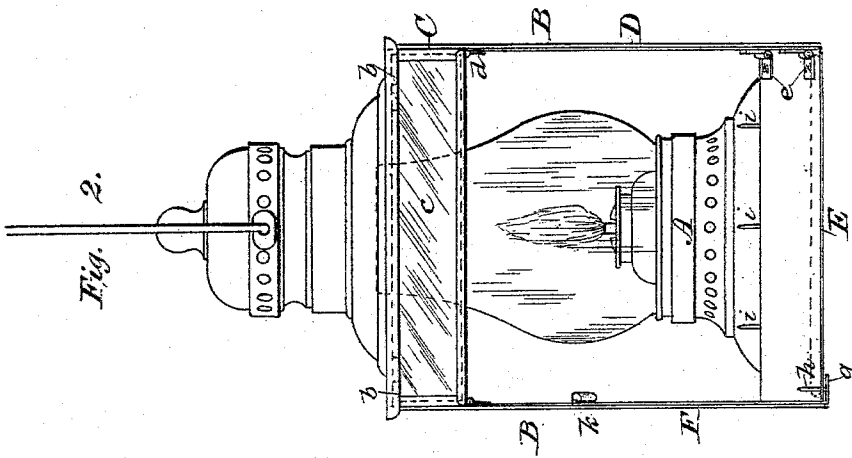
2 Sheets—Sheet 1.

J. P. WARNER.

WEATHER GUARD ATTACHMENT FOR LANTERNS.

No. 490,003.

Patented Jan. 17, 1893.



Witnesses:

D. Roszycki  
A. M. P. Maschmeyer.

Inventor:

John P. Warner;  
By J. C. Dreicht,  
Attorney.

(No Model.)

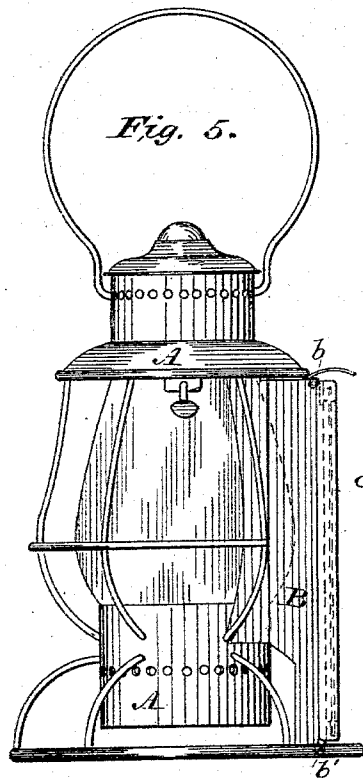
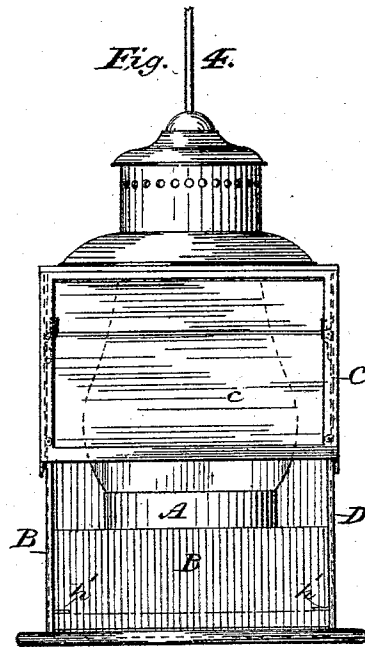
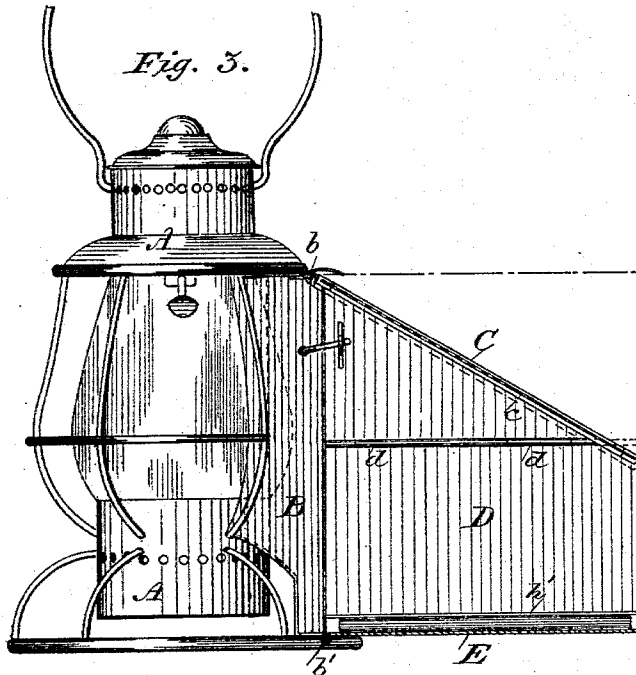
2 Sheets—Sheet 2.

J. P. WARNER.

WEATHER GUARD ATTACHMENT FOR LANTERNS.

No. 490,003.

Patented Jan. 17, 1893.



Witnesses:

E. Rozyski

A. M. P. Maschmeyer.

Inventor:

John P. Warner,

By J. C. Brecht,  
Attorney.

# UNITED STATES PATENT OFFICE.

JOHN P. WARNER, OF WASHINGTON, DISTRICT OF COLUMBIA, ASSIGNOR OF FIVE-EIGHTHS TO ANTHONY F. NAVARRE, OF SAME PLACE.

## WEATHER-GUARD ATTACHMENT FOR LANTERNS.

SPECIFICATION forming part of Letters Patent No. 490,003, dated January 17, 1893.

Application filed April 12, 1892. Serial No. 428,825. (No model.)

*To all whom it may concern:*

Be it known that I, JOHN P. WARNER, a citizen of the United States, residing at Washington, in the District of Columbia, have invented certain new and useful Improvements in Weather-Guard Attachments for Lanterns; and I do declare the following to be a full, clear, and exact description of the invention, such as will enable others skilled in the art to which it appertains to make and use the same, reference being had to the accompanying drawings, and to the letters of reference marked thereon, which form a part of this specification.

My invention relates to improvements, in what I term weather guard attachments for lanterns, more especially intended for railroad men, conductors, yardmasters, clerks, or any other persons, who are to perform clerical work of any kind in the open air, especially during rainy or inclement weather; and the object of the invention is to provide an attachment to lanterns, by which said rail-road men and others, can not only protect the paper, invoice or report, upon which they are to write, from wind and weather, but have lamp-light, when necessary, and a suitable and convenient rest for the hand to write upon, and thus forming a lantern, desk and shelter at the same time. Any person having writing to do in the open air, and especially during rain or inclement weather, and in the dark, such as conductors, yardmasters, and others, in recording the numbers of cars, condition of seals, &c., will appreciate my weather guard attachment for the lanterns, now in use.

My invention, to meet these objections, consists in the construction of certain details, and arrangement of parts, as will be more fully described hereinafter, and specifically pointed out in the claims, reference being had to the accompanying drawings, and the letters marked thereon.

Like letters indicate similar parts in the different figures of the drawings, in which:

Figure 1 represents an ordinary conductor's lantern with my weather guard attachment in vertical section, in position for writing. Fig. 2 is an end elevation of the same, and Figs. 3, 4 and 5, are modifications, of which Fig. 3 is a side elevation partly in section, Fig.

4 an end elevation, and Fig. 5 shows the lamp with the attachment folded.

In the drawings, A, represents an ordinary lantern, as at present used by conductors, yardmasters, &c. to which my attachment is connected in the following manner: To one side of the wire-guard, or the bottom and top, is arranged a short hood B. To this hood the upper side C of the attachment is hinged, as at *b*, and said side C consists of a light frame, made, of tin or sheet metal of any suitable kind, or of other suitable material, in which is secured a piece of isinglass, glass, or similar material *c*, so that it can be seen through. To one side of the frame is hinged by hinges *d*, or in any other suitable manner, the side D, made, of any sheet metal or its equivalent, and to it in turn, is hinged the bottom E, as at *e*, and forming the rest or support for the hand. To the opposite side of the top C is hinged the other side F, having at its lower end a narrow flange *g*, provided with a short pin *h*. The bottom E is provided at one side, with a suitable hole, which is passed over said pin *h*, and when in position, rests upon said flange *g*, being thus secured, and ready for use. The paper or brief, upon which it is intended to write, is laid on the bottom, and can be secured by the pins *i*, two or more, at the inner end of said bottom. The light from the lamp in the lantern, will of course shine through the glass shade, the hand being then passed through the open end of the weather attachment, the writing to be done on said briefs, can be observed through the isinglass top *c*, and being thus protected from the inclement weather. When the writing is finished, the bottom E is raised off the pin, and is folded against the side D, and these two, being folded together against the top C the other side F is then folded against them, and the four pieces C, D, E and F, are then folded against the mouth of the hood B, in folded condition and said hood is provided at its lower side with a keeper *a*, and with it, a spring-catch *k* on the side F engages, and thus secures the four sides of the weather attachment in position on the lantern. The lantern can then be used in the ordinary manner by conductors, yardmasters, and others, for signaling the trains, &c., until it is again required for writing.

It will be readily understood by those skilled in the art, that this weather guard-attachment can be easily and readily applied to the lanterns now in use, as well as to new ones, at a very moderate expense. It is not easily gotten out of order, and the operation of recording anything in the open air, especially during inclement weather, can be accomplished in a correct, convenient, and expeditious manner. If it is desired, the rear side of the side or part F may be silverplated or in any other way receive a highly polished surface, so as to act as a reflector, when the weather guard attachment is folded against the hood, thereby greatly increasing the power or strength of the light from the lamp. This is especially valuable to rail-road men, and when it is desired to signal trains, &c. in foggy, rainy, or other inclement weather; also in examining the condition of seals, &c.

In the modifications shown in Figs. 3, 4, and 5, the sides D are hinged to the edges of the bottom E, which in turn is attached by hinges *b'* to the hood B. The upper edge of the sides D are made diagonal, and upon them the top C is folded or supported. Said top C is attached to the hood B by hinges *b*, and when the sides and bottom are folded, the top C folds against them, and will appear, as in Fig. 5. The sides D are provided with hinges *d*, so as to fold, and may be extended, as shown by the broken lines in Fig. 3 if desired. They can be secured in place by any suitable spring catch or equivalents. At their lower inner ends may be arranged short flanges *h'*, under which the paper or briefs are held, for writing upon. The device may be made detachable, if desired.

Having thus described my invention, what

I claim and desire to secure by Letters Patent, is:

1. The combination of a lantern, with a weather guard attachment, consisting of a hood, to which four sides, forming a rectangular receptacle are hinged, the lower one of which produces the rest for the hand, and the upper one having a transparent material in it, to observe writing to be done, all arranged substantially as shown and specified.

2. The combination of a lantern A, having a hood B secured to it, with the weather guard attachment, consisting of the top C, provided with the isinglass *c*, and hinged to said hood, the side D hinged to said top, and the bottom E, hinged to said side, and supported on the flange *f*, having a pin *h* and hinged to said top C, all arranged as and for the purpose set forth.

3. The combination of a lantern A, having a hood B, to which the four folding sides C, D, E and F are hinged, and the said side E provided with pins *i* and spring catch *k*, for securing the sides in a folded position on the side of the hood, all as herein shown and described.

4. In combination with a railroad lantern, of a weather guard attachment, consisting of a bottom or hand rest, to which the sides are attached, and a hinged top, provided with transparent material, and a holding device for the paper, as specified.

In testimony whereof I affix my signature in presence of two witnesses.

JOHN P. WARNER.

Witnesses:

T. C. BRECHT,

FRANCIS N. F. BRANDON.