

- [54] BUMPER
- [75] Inventor: Raymond A. Waldsmith, Placerville, Calif.
- [73] Assignee: Energy Absorption Systems, Inc., Chicago, Ill.
- [\*\*] Term: 14 Years
- [21] Appl. No.: 683,839
- [22] Filed: May 6, 1976

Related U.S. Application Data

- [63] Continuation-in-part of Ser. No. 594,565, July 9, 1975, abandoned.
- [51] Int. Cl. D12-16
- [52] U.S. Cl. D12/169
- [58] Field of Search D12/169; 293/62, 64-67, 293/71 R, 71 P, 72, 1

References Cited

U.S. PATENT DOCUMENTS

- 3,752,521 8/1973 Lafebre 293/1
- 3,901,543 8/1975 Norlin D12/169

OTHER PUBLICATIONS

Motor Trend, 3/73, p. 22, Aluminum Bumper, bottom center of page.

Primary Examiner—Wallace R. Burke  
Assistant Examiner—James M. Gandy  
Attorney, Agent, or Firm—John J. Pavlak

[57] CLAIM

The ornamental design for a bumper, as shown and described.

DESCRIPTION

FIG. 1 is a front elevation view of a bumper showing the new design;  
FIG. 2 is a top plan view thereof, it being understood that the bottom is a mirror image of the top shown herein;  
FIG. 3 is an end elevation view thereof;  
FIG. 4 is a front perspective view of the center module of the bumper, partially illustrating the rear, it being understood that the end modules have been omitted for convenience of illustration;  
FIG. 5 is a front perspective view of an end module of the bumper, it being understood that the opposite end and center modules have been omitted of convenience of illustration;  
FIG. 6 is a rear perspective view thereof; and  
FIG. 7 is a rear perspective view of a bumper showing a second embodiment of my new design, the sole difference being in the configuration of the rear.

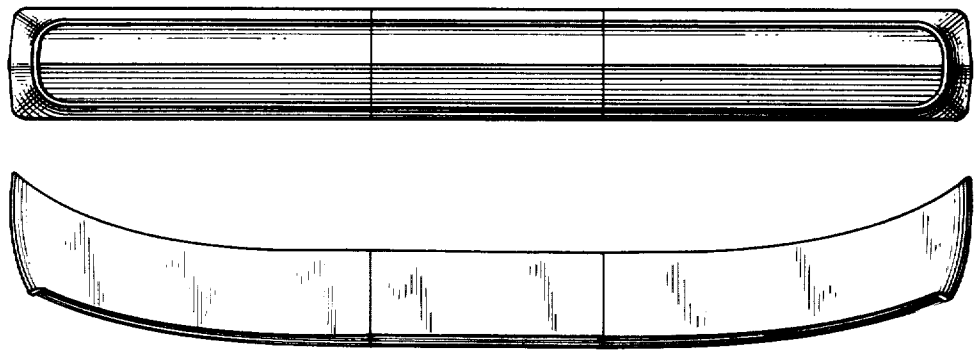


FIG. 1




FIG. 2

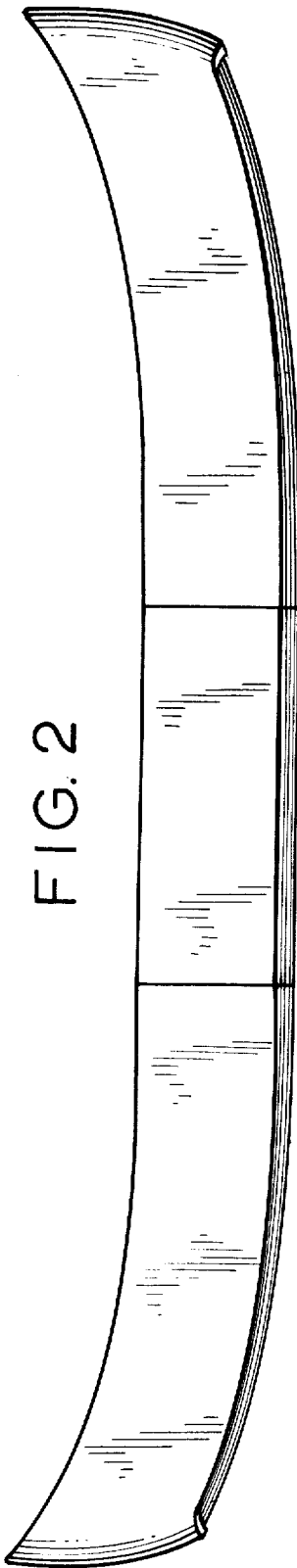


FIG. 3

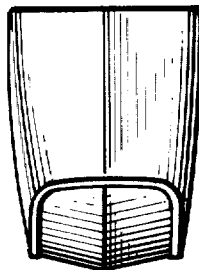


FIG. 4




FIG. 5

