

(19) World Intellectual Property Organization
International Bureau



(43) International Publication Date
14 January 2010 (14.01.2010)

(10) International Publication Number
WO 2010/005928 A1

- (51) **International Patent Classification:**
G06F 15/167 (2006.01)
- (21) **International Application Number:**
PCT/US2009/049755
- (22) **International Filing Date:**
7 July 2009 (07.07.2009)
- (25) **Filing Language:** English
- (26) **Publication Language:** English
- (30) **Priority Data:**
12/170,901 10 July 2008 (10.07.2008) US
- (71) **Applicants and**
- (72) **Inventors:** FEIN, Gene [US/US]; 29712 Zuma Bay Way, Malibu, CA 90265 (US). MERRITT, Edward [US/US]; 139 Lime Kiln Road, Lenox, MA 01240 (US).
- (74) **Agent:** PHAM, Chinh, H.; Greenberg Traurig, LLP, One International Place, Boston, MA 02110 (US).
- (81) **Designated States** (unless otherwise indicated, for every kind of national protection available): AE, AG, AL, AM,

AO, AT, AU, AZ, BA, BB, BG, BH, BR, BW, BY, BZ, CA, CH, CL, CN, CO, CR, CU, CZ, DE, DK, DM, DO, DZ, EC, EE, EG, ES, FI, GB, GD, GE, GH, GM, GT, HN, HR, HU, ID, IL, IN, IS, JP, KE, KG, KM, KN, KP, KR, KZ, LA, LC, LK, LR, LS, LT, LU, LY, MA, MD, ME, MG, MK, MN, MW, MX, MY, MZ, NA, NG, NI, NO, NZ, OM, PE, PG, PH, PL, PT, RO, RS, RU, SC, SD, SE, SG, SK, SL, SM, ST, SV, SY, TJ, TM, TN, TR, TT, TZ, UA, UG, US, UZ, VC, VN, ZA, ZM, ZW.

(84) **Designated States** (unless otherwise indicated, for every kind of regional protection available): ARIPO (BW, GH, GM, KE, LS, MW, MZ, NA, SD, SL, SZ, TZ, UG, ZM, ZW), Eurasian (AM, AZ, BY, KG, KZ, MD, RU, TJ, TM), European (AT, BE, BG, CH, CY, CZ, DE, DK, EE, ES, FI, FR, GB, GR, HR, HU, IE, IS, IT, LT, LU, LV, MC, MK, MT, NL, NO, PL, PT, RO, SE, SI, SK, SM, TR), OAPI (BF, BJ, CF, CG, CI, CM, GA, GN, GQ, GW, ML, MR, NE, SN, TD, TG).

Published:
— with international search report (Art. 21(3))

(54) **Title:** MEDIA DELIVERY IN DATA FORWARDING STORAGE NETWORK

10

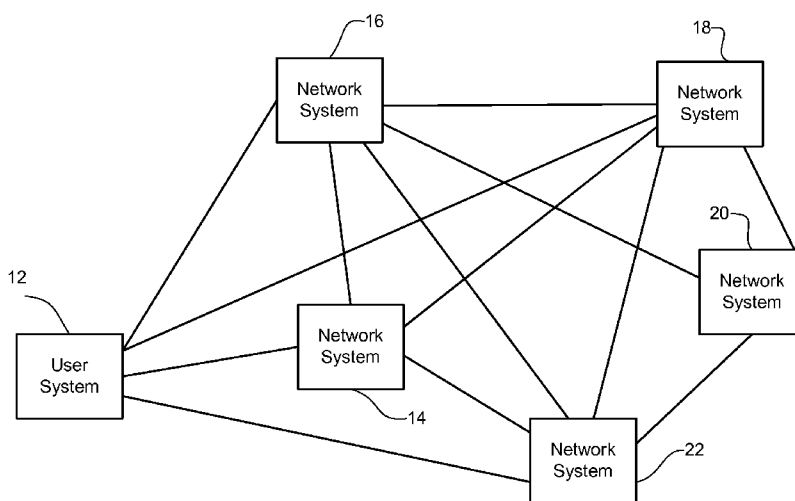


FIG. 1

(57) **Abstract:** Methods and apparatus, including computer program products, for media delivery in data forwarding storage network. A method includes, in a network of interconnected computer system nodes, directing unique data items to a computer memory, and continuously forwarding each of the unique data items, independent of each other, from one computer memory to another computer memory in the network of interconnected computer system nodes without storing on any physical storage device in the network.

WO 2010/005928 A1

MEDIA DELIVERY IN DATA FORWARDING STORAGE NETWORK

BACKGROUND

[001] At least some embodiments disclosed herein relate to data storage, and more particularly, to media delivery in data forwarding storage network.

[002] The volume of data that must be stored by individuals, organizations, businesses and government is growing every year. In addition to just keeping up with demand, organizations face other storage challenges. With the move to on-line, real-time business and government, critical data must be protected from loss or inaccessibility due to software or hardware failure. Today, many storage products do not provide complete failure protection and expose users to the risk of data loss or unavailability. For example, many storage solutions on the market today offer protection against some failure modes, such as processor failure, but not against others, such as disk drive failure. Many organizations are exposed to the risk of data loss or data unavailability due to component failure in their data storage system.

[003] The data storage market is typically divided into two major segments, i.e., Direct Attached Storage (DAS) and Network Storage. DAS includes disks connected directly to a server.

[004] Network Storage includes disks that are attached to a network rather than a specific server and can then be accessed and shared by other devices and applications on that network. Network Storage is typically divided into two segments, i.e., Storage Area Networks (SANs) and Network Attached Storage (NAS).

[005] A SAN is a high-speed special-purpose network (or subnetwork) that interconnects different kinds of data storage devices with associated data servers on behalf of a larger network of users. Typically, a SAN is part of the overall network of computing resources for an enterprise. A storage area network is usually clustered in close proximity to

other computing resources but may also extend to remote locations for backup and archival storage, using wide area (WAN) network carrier technologies.

[006] NAS is hard disk storage that is set up with its own network address rather than being attached to the local computer that is serving applications to a network's workstation users. By removing storage access and its management from the local server, both application programming and files can be served faster because they are not competing for the same processor resources. The NAS is attached to a local area network (typically, an Ethernet network) and assigned an IP address. File requests are mapped by the main server to the NAS file server.

[007] All of the above share one common feature that can be an Achilles tendon in more ways than one, i.e., data is stored on a physical medium, such as a disk drive, CD drive, and so forth.

SUMMARY OF THE DESCRIPTION

[008] The present invention provides methods and apparatus, including computer program products, for data forwarding storage.

[009] In general, in one aspect, the invention features a method including, in a network of interconnected computer system nodes, directing unique data items to a computer memory, and continuously forwarding each of the unique data items, independent of each other, from one computer memory to another computer memory in the network of interconnected computer system nodes without storing on any physical storage device in the network.

[0010] In another aspect, the invention features a network including a group of interconnected computer system nodes each adapted to receive data items and continuously forward the data items from computer memory to computer memory, independent of each other, without storing on any physical storage device in response to a request to store the data

items from a requesting system and retrieve a particular data item being continuously forwarded from computer memory to computer memory in response to a request to retrieve the data item from the requesting system.

[0011] The details of one or more implementations of the invention are set forth in the accompanying drawings and the description below. Further features, aspects, and advantages of the invention will become apparent from the description, the drawings, and the claims.

BRIEF DESCRIPTION OF THE DRAWINGS

[0012] The embodiments are illustrated by way of example and not limitation in the FIGs. of the accompanying drawings in which like references indicate similar elements.

[0013] FIG. 1 is a block diagram of an exemplary network.

[0014] FIG. 2 is a block diagram of an exemplary user system.

[0015] FIG. 3 is a block diagram of an exemplary network system.

[0016] FIG. 4 is a flow diagram of a process.

[0017] FIG. 5 is a flow diagram of a process.

DETAILED DESCRIPTION

[0018] Unlike peer to peer networks, which use data forwarding in a transient fashion so that data is eventually stored on a physical medium such as a disk drive, the present invention is a continuous data forwarding system, i.e., data is stored by continually forwarding it from one node memory to another node memory.

[0019] As shown in FIG. 1, an exemplary network 10 includes a user system 12 and a number of network systems 14, 16, 18, 20, 22. Each of the network systems 14, 16, 18, 20, 22 can be considered to be a node in the network 10 and one such network system may be designated as a central server, such as network system 14, which may assume a control position in network 10. Each of the nodes 14, 16, 18, 20, 22 may be established as a privately controlled network of peers under direct control of the central server 14. Peered

nodes may also be a mix of private and public nodes, and thus not under the direct physical control of the central server 14. The network 10 may also be wholly public where the central server 14 (or servers) has no direct ownership or direct physical control of any of the peered nodes.

[0020] As shown in FIG. 2, the user system 12 can include a processor 30, memory 32 and input/output (I/O) device 34. Memory 32 can include an operating system (OS) 36, such as Linux, Apple® OS or Windows®, one or more application processes 38, and a storage process 100, explained in detail below. Application processes 38 can include user productivity software, such as OpenOffice or Microsoft® Office. The I/O device 34 can include a graphical user interface (GUI) 40 for display to a user 42.

[0021] As shown in FIG. 3, each of the network systems, such as network system 14, can include a processor 50 and memory 52. Memory 52 can include an OS 54, such as Linux, Apple® OS or Windows®, and a data forwarding process 200, explained in detail below.

[0022] In traditional systems, application processes 38 need to store and retrieve data. In these traditional systems, data is stored on local or remote physical devices. And in some systems, this data can be segmented into different pieces or packets and stored locally or remotely on physical mediums of storage. Use of fixed physical data storage devices add cost, maintenance, management and generate a fixed physical record of the data, whether or not that is the desire of the user 42.

[0023] The present invention does not use fixed physical data storage to store data. When a request to store data is received by the central server 14 from storage process 100, data is directed to a node in the network 10 where it is then continuously forwarded from node memory to node memory in the network 10 by the data forwarding process 200 in each of the network nodes without storing on any physical storage medium such as a disk drive. The forwarded data resides only for a very brief period of time in the memory of any one node in the network 10. Data is not stored on any physical storage medium in any network

node.

[0024] In a like manner, when a request to retrieve data is received by the central server 14 from storage process 100, the requested data, which is being forwarded from node memory to node memory in the network 10, is retrieved.

[0025] Data forwarded in this manner can be segmented and segments forwarded as described above. Still, the segmented data is not stored on any physical storage medium in any network node, but merely forwarded from the memory of one node to the memory of another node.

[0026] As shown in FIG. 4, storage process 100 includes sending (102) a request to a central server 14 to store or retrieve data. If the request is a retrieve data request, storage process 100 receives the requested data from the central server 14 or node in the network.

[0027] If the request to the central server 14 is a store data request, storage process 100 receives (104) an address of a node from the central server 14 and forwards (106) the data to the node memory represented by the received address. Determining an address of a node available to receive the data can be based on one or more factors, such as network traffic analysis, available memory, combinations of factors, and so forth. A time stamp can be applied to the data in the computer memory of the specific node.

[0028] As shown in FIG. 5, data forwarding process 200 includes receiving (202) a request to store or retrieve data. If the received request is a request to store data, data forwarding process 200 determines (204) an address of a node available to receive the data in memory. This determination (204) can include pinging the network and determining which of the nodes in a network is available, or determining which node in the network has the least traffic, or determining which node in the network has the largest available memory, or any combination of these or other factors.

[0029] Process 200 sends (206) a message to the user system with the address of a specific node for the requester to forward the data.

[0030] Process 200 detects (208) the presence of data in node memory. Process 200 forwards (210) the data in memory to another node in the network of nodes and continues to repeat detecting (208) and forwarding (210) of the data from node memory to node memory. When data arrives in any node memory, process 200 affixes (212) a time stamp to the data.

[0031] Forwarding (210) can include pinging the node in the network to determine which of the nodes in the network is available, or determining which node in the network has the least traffic, or determining which node in the network has the largest available memory, or any combination of these or other factors.

[0032] In one specific example, at the point of entry to a node, data undergoes an encrypted “handshake” with the node or central server 14 or user. This can be a public or private encryption system, such as the Cashmere system, which can use public-private keys. Cashmere decouples the encrypted forwarding path and message payload, which improves the performance as the source only needs to perform a single public key encryption on each message that uses the destination’s unique public key. This has the benefit that only the true destination node will be able to decrypt the message payload and not every node in the corresponding relay group. Cashmere provides the capability that the destination can send anonymous reply messages without knowing the source’s identity. This is done in a similar way, where the source creates a reply path and encrypts it in a similar manner as the forwarding path.

[0033] In another example, other routing schemes are utilized.

[0034] If the received request is a request to retrieve data being continuously forwarded from node memory to node memory, data forwarding process 200 matches (214) at the central server 14 using a hash mark or other unique code that can be “sniffed” by the node upon the data entering the node via the encryption handshake. This can occur by pinging the nodes in the network. Process 200 sends (216) the message to return the data to the user directly to the node or node state where the central server 14 believes the data will likely

appear. The more the central server 14 can narrow the node state that it pings to, then the more efficient the retrieval will become and the less burdened by unnecessary messaging traffic to nodes that are not necessary for a transaction between the central server 14 and the node capable of forwarding the data.

[0035] Once the correct node receives the message to forward the data in node memory to the requester, process 200 forwards (218) in node memory the data to the requester and forwards (220) a confirmation message that the data has been sent to the user. This routing message may be sent directly to the central server 14 or may be passed to the central server 14 or servers via other node(s) or supernode(s) in the network 10. Upon the user receiving the requested data the user's application functions to automatically ping the central server 14 that the data requested has been received. Thus the network 10 creates data storage without caching, downloading and/or storing the data on any physical storage medium. Data storage and management is accomplished via a continuous routing of the data from node memory to node memory, the forwarded data only downloaded when the user requests the data to be returned to the user from the network 10.

[0036] New nodes and node states may be added and/or deleted from the network 10 based upon performance. Users may have access to all nodes or may be segmented to certain nodes or "node states" by the central server(s) or via the specific architecture of the private, public or private-public network.

[0037] Individual nodes, nodes states and supernodes may also be extranet peers, wireless network peers, satellite peered nodes, Wi-Fi peered nodes, broadband networks, and so forth, in public or private networks. Peered nodes or users may be used as routing participants in the network 10 from any valid peer point with the same security systems employed, as well as custom solutions suitable for the rigors of specific deployments, such as wireless encryption schemes for wireless peers, and so forth.

[0038] In process 200, rather than have data cached or held in remote servers, hard drives

or other fixed storage medium, the data are passed, routed, forwarded from node memory to node memory. The data are never downloaded until the authorized user calls for the data. A user on the system may authorize more than one user to have access to the data.

[0039] A primary goal in process 200 is to generate a data storage and management system where the data is never fixed in physical storage, but in fact, is continually being routed/forwarded from node memory to node memory in the network. The path of the nodes to which data is forwarded may also be altered by the central server 14 to adjust for system capacities and to eliminate redundant paths of data that may weaken the security of the network due to the increased probability of data path without this feature.

[0040] This data storage and management system in which the data is never fixed in physical storage, but in fact, is continually being routed/forwarded from node memory to node memory in the network, can be used as a backend system(s) in many applications that currently used fixed medium storage. In one example, this data storage and management system where the data is continually being routed/forwarded from node memory to node memory in the network is used in a media delivery system. Here, we consider media to broadly include any predictable content, any archival content, any audio content, visual content, any text-based content, and so forth. Predictable content can be deployed into the data forwarding storage network and recalled/retrieved when needed, e.g., directed to an IP address of a specific user system.

[0041] The content can include text, audio, visual images, audiovisual images, or any combination thereof. For example, the network can continuously forward certain audiovisual highlights that are used each day, such as program introductions, graphic packages, introduction and theme music, historical footage of significance, commonly used reference footage, and so forth.

[0042] This content being continuously forwarded in the network may or may not be needed in the future. More specifically, content that is most likely needed but are seeded into

the network according to the probability of use, not based upon the individual needs of a user to store a file. In addition to using probability of need as a storage priority, the network can use a more diverse distribution list for the stored content than the forward storage system utilized by a user for “normal file storage” because users are delivered material not by calling/requesting a file from the network itself, but by virtue of a content provider using the network as a distribution tool to their audience.

[0043] One such example is a stock quote system. In traditional stock quote systems used on the World Wide Web (“Web”), a user accesses a stock quote website through a graphical user interface (GUI) used for web browsing, such as Firefox®, Opera® or Flock®. One example stock quote website is Yahoo!® financial. The user enters a trading symbol of a stock in which he/she wants to query. The stock quote website receives the stock symbol, sends the stock symbol to a stock quote backend for a current price, receives the current price from the stock quote backend, and sends the current price to the user’s GUI for viewing by the user. The current price is a numerical value, such as 17½, in this example.

[0044] Numeric values can be deployed into the data storage and management system and continually routed/forwarded from node memory to node memory in the network. A range of numeric values in appropriate increments can be deployed in the data storage and management system, similar to how data files are deployed when a message to store is received. Each of the numeric values is sent from a user system to the central server 14 using the data forwarding process 200, fully described above. This results in a large number of distinct and unique numeric values continually being routed/forwarded from node memory to node memory in the network.

[0045] When a user requests a current stock price from a web application like Yahoo! financial, Yahoo! financial requests from the backend stock quote server a current price and the central server 14 is informed of this price directly from the back end stock quote server. The central server 14 requests the numeric value representing the received price from the

network and once found, directs the numeric value to the Internet Protocol (IP) address of the user requesting the quote.

[0046] In another stock quote example, a range of numeric values embedded in text can be deployed into the data storage and management system where they are continually being routed/forwarded from node memory to node memory in the network. For example, “IBM is selling at 25,” “IBM is selling at 25 1/8,” and forth, can be deployed. When a result for the current price of IBM is received, the financial web site requests from the backend stock quote server a current price and the central server 14 is informed of this price directly from the back end stock quote server. The central server 14 requests the numeric value representing the received price, along with associated text, from the network and once found, directs the numeric value with associated text to the Internet Protocol (IP) address of the user requesting the price. For example, if the current price of IBM sock is 25, the central server 14 requests that “IBM is selling at 25” be delivered to the user requesting the quote.

[0047] The above specific example used a range of unique numeric values in appropriate increments deployed in our data storage and management system. However, any predictable content, archival data and/or media data can be deployed in our data storage and management system. For example, election results can be deployed into our data storage and management system. More specifically, a news item reporting “Senator Obama won the general election” and that “Senator McKane won the general election” can be deployed to the network where they are never fixed in physical storage, but in fact, continually being routed/forwarded from node memory to node memory in the network.

[0048] When the election results are known in November 2008, a user can request election results. The web application makes a request to a news service requesting election results from a web application having a back end supported by our data storage and management system. The central server 14 is informed of election results by a news server. The central server 14 locates the news item in the network and directs the news story to the

Internet Protocol (IP) address of the user requesting the news information.

[0049] In each of the examples above, the network includes a group of interconnected computer system nodes each adapted to receive data items and continuously forward the data items from computer memory to computer memory, independent of each other, without storing on any physical storage device, in response to a request to store the data items from a requesting system and retrieve a particular data item being continuously forwarded from computer memory to computer memory in response to a request to retrieve the data item from the requesting system. Each node in the network is adapted to detect the presence of a data item in its memory and forward the data item to a computer memory of another node in the interconnected computer systems nodes according to a node's availability. The node's availability can be determined according to its volume of network traffic. Each node can encrypt the data item.

[0050] A central node can be adapted to match the data retrieval request at a central server using a hash mark representing the data item entering a node, send a message to a node that is predicted to have the data item in memory, the message instructing the node to forward the data item in memory to the requester, and send a confirmation message to the central server that the data item in memory has been forwarded to the requester.

[0051] The invention can be implemented to realize one or more of the following advantages. A network creates data storage without caching or downloads. Data storage and management are accomplished via a constant routing of the data.

[0052] Embodiments of the invention can be implemented in digital electronic circuitry, or in computer hardware, firmware, software, or in combinations of them. Embodiments of the invention can be implemented as a computer program product, i.e., a computer program tangibly embodied in an information carrier, e.g., in a machine readable storage device or in a propagated signal, for execution by, or to control the operation of, data processing apparatus, e.g., a programmable processor, a computer, or multiple computers. A computer

program can be written in any form of programming language, including compiled or interpreted languages, and it can be deployed in any form, including as a stand alone program or as a module, component, subroutine, or other unit suitable for use in a computing environment. A computer program can be deployed to be executed on one computer or on multiple computers at one site or distributed across multiple sites and interconnected by a communication network.

[0053] Method steps of embodiments of the invention can be performed by one or more programmable processors executing a computer program to perform functions of the invention by operating on input data and generating output. Method steps can also be performed by, and apparatus of the invention can be implemented as, special purpose logic circuitry, e.g., an FPGA (field programmable gate array) or an ASIC (application specific integrated circuit).

[0054] Processors suitable for the execution of a computer program include, by way of example, both general and special purpose microprocessors, and any one or more processors of any kind of digital computer. Generally, a processor will receive instructions and data from a read only memory or a random access memory or both. The essential elements of a computer are a processor for executing instructions and one or more memory devices for storing instructions and data. Generally, a computer will also include, or be operatively coupled to receive data from or transfer data to, or both, one or more mass storage devices for storing data, e.g., magnetic, magneto optical disks, or optical disks. Information carriers suitable for embodying computer program instructions and data include all forms of non volatile memory, including by way of example semiconductor memory devices, e.g., EPROM, EEPROM, and flash memory devices; magnetic disks, e.g., internal hard disks or removable disks; magneto optical disks; and CD ROM and DVD-ROM disks. The processor and the memory can be supplemented by, or incorporated in special purpose logic circuitry.

[0055] It is to be understood that the foregoing description is intended to illustrate and not to limit the scope of the invention, which is defined by the scope of the appended claims. Other embodiments are within the scope of the following claims.

[0056] What is claimed is:

1. A method comprising:

in a network of interconnected computer system nodes, directing a plurality of unique data items to a computer memory; and

continuously forwarding each of the unique data items, independent of each other, from one computer memory to another computer memory in the network of interconnected computer system nodes without storing on any physical storage device in the network.

2. The method of claim 1 wherein continuously forwarding further comprises:

detecting a presence of any one of the unique the data items in memory of a specific node; and

forwarding the one of the unique data items to another computer memory of a node in the network of interconnected computer system nodes without storing any physical storage device.

3. The method of claim 2 wherein forwarding comprises determining an address of a node available to receive the unique data item based on one or more factors.

4. The method of claim 3 wherein the one or more factors comprise network traffic analysis and available memory.

5. The method of claim 1 further comprising:

receiving a request from a system to retrieve a data item being continuously forwarded in the network of interconnected computer system nodes; and

retrieving the data item from node memory in response to the request to retrieve data.

6. The method of claim 5 wherein retrieving comprises:

matching the data item request at a central server using a hash mark representing the data item entering a node memory;

sending a message to a node that is predicted to have the data item in memory, the message instructing the node to forward the data item in memory to the requester; and
sending a confirmation message to the central server that the data item has been forwarded to the requester.

7. The method of claim 6 further comprising receiving an acknowledgment from the requester that the requested data has been received.

8. The method of claim 1 wherein each of the plurality of data items is a unique number.

9. The method of claim 1 wherein each of the plurality of data items comprises a unique number and associated text.

10. A network comprising:

a group of interconnected computer system nodes each adapted to receive data items and continuously forward the data items from computer memory to computer memory, independent of each other, without storing on any physical storage device in response to a request to store the data items from a requesting system and retrieve a particular data item being continuously forwarded from computer memory to computer memory in response to a request to retrieve the data item from the requesting system.

11. The network of claim 10 wherein each node is adapted to detect the presence of a data item in its memory and forward the data item to a computer memory of another node in the interconnected computer systems nodes according to a node's availability.

12. The network of claim 11 wherein the node's availability is determined according to its volume of network traffic.

13. The network of claim 12 wherein each node encrypts the data item.

14. The network of claim 10 wherein a central node is adapted to match the data retrieval request at a central server using a hash mark representing the data item entering a node, send a message to a node that is predicted to have the data item in memory, the message instructing the node to forward the data item in memory to the requester, and send a confirmation message to the central server that the data item in memory has been forwarded to the requester.

15. The network of claim 10 wherein each of the data items is a unique number.

16. The network of claim 10 wherein each of the data items comprises a unique number and associated text.

17. The method of claim 1 wherein each of the plurality of data items comprises any of text, audio, visual images, audiovisual images, or any combination thereof.

18. The method of claim 1 wherein each of the plurality of data items comprises audiovisual highlights that are used each day such as program introductions, graphic packages, introduction and theme music, historical footage of significance, or commonly used reference footage.

19. The network of claim 10 wherein each of the plurality of data items comprises any of text, audio, visual images, audiovisual images, or any combination thereof.

20. The network of claim 10 wherein each of the plurality of data items comprises audiovisual highlights that are used each day such as program introductions, graphic packages, introduction and theme music, historical footage of significance, or commonly used reference footage.

10

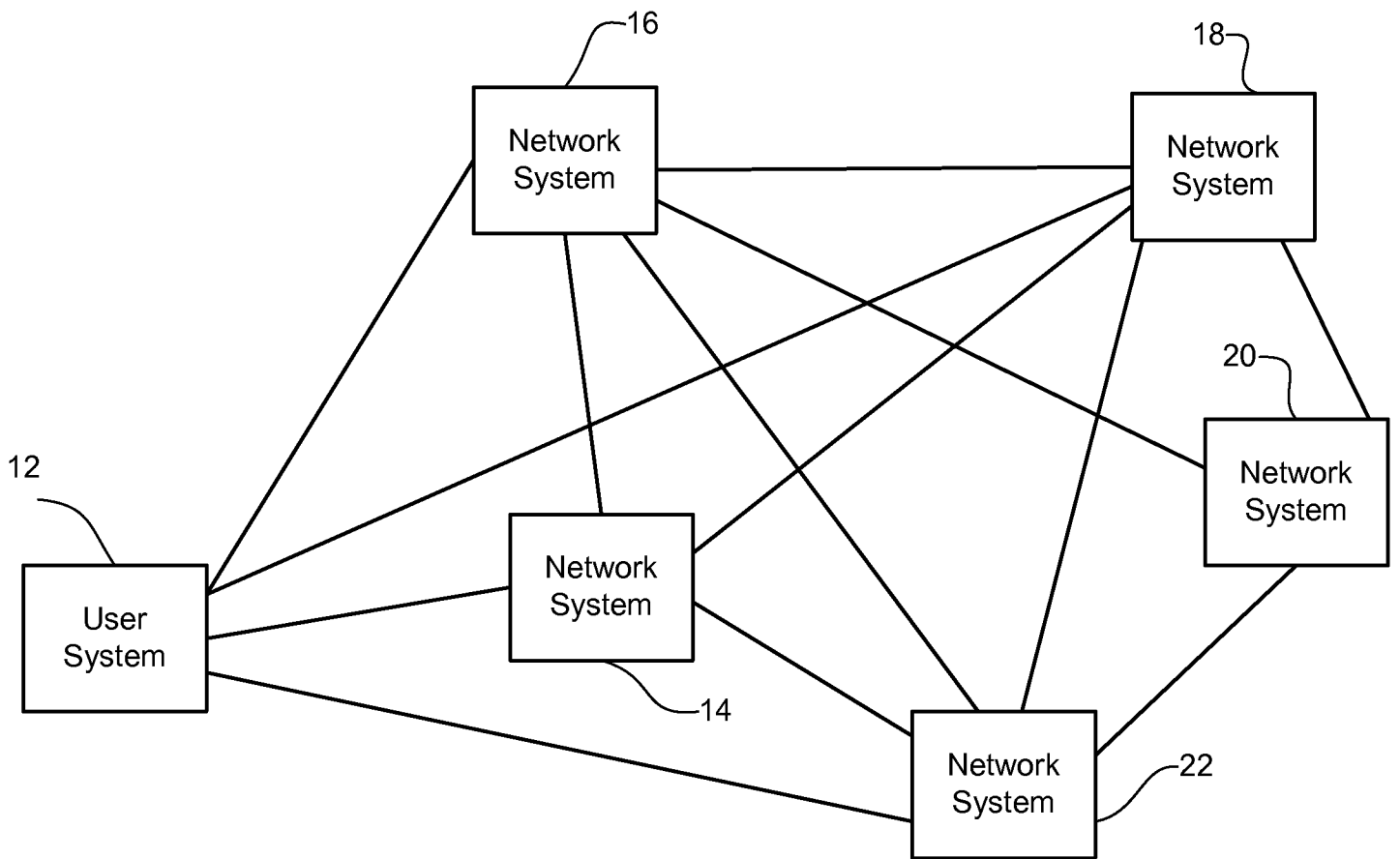


FIG. 1

2/5

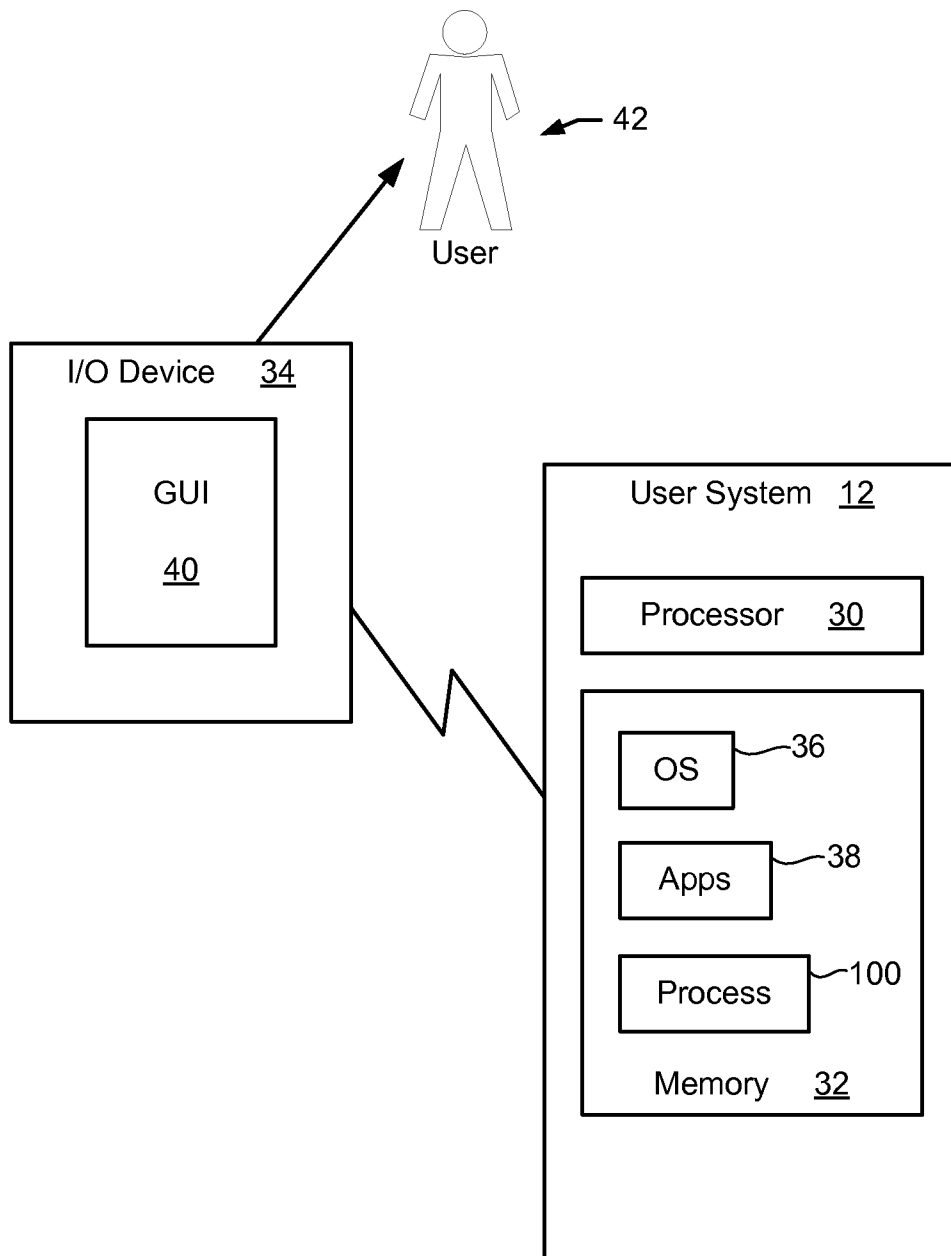


FIG. 2

3/5

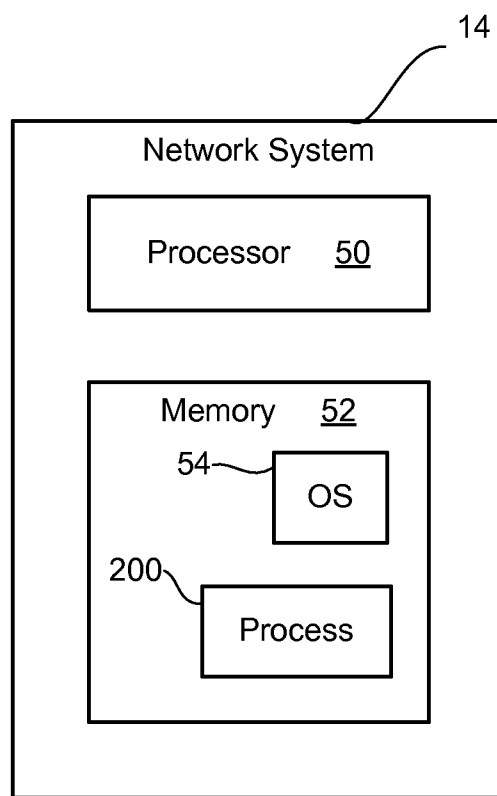


FIG. 3

4/5

100

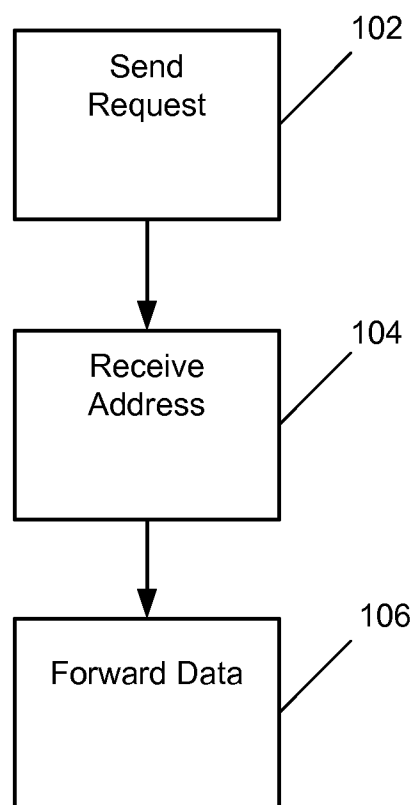


FIG. 4

5/5

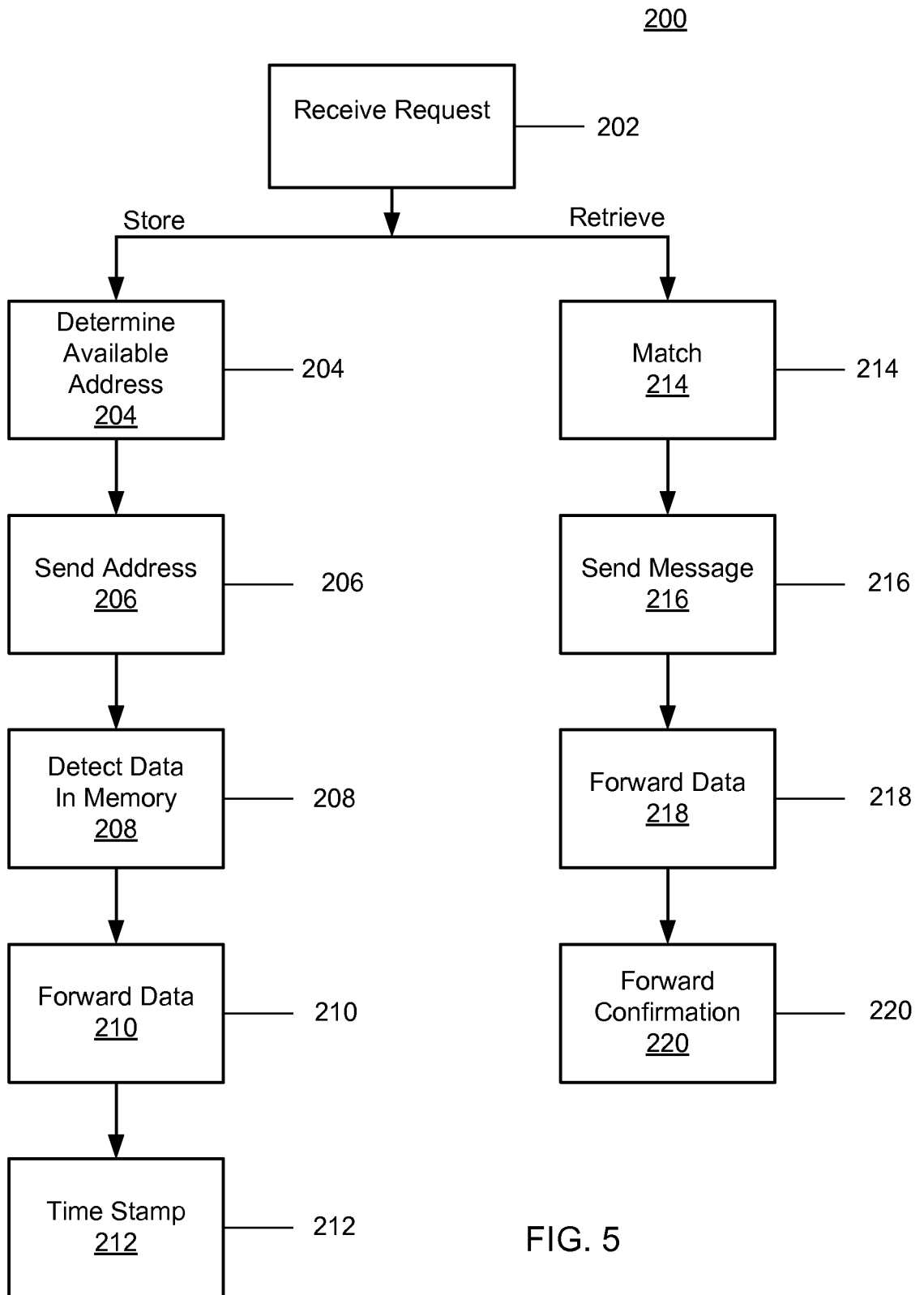


FIG. 5

INTERNATIONAL SEARCH REPORT

International application No.

PCT/US09/49755

A. CLASSIFICATION OF SUBJECT MATTER
 IPC: **G06F 15/167**(2006.01)

USPC: 709/216

According to International Patent Classification (IPC) or to both national classification and IPC

B. FIELDS SEARCHED

Minimum documentation searched (classification system followed by classification symbols)
 U.S. : 709/216

Documentation searched other than minimum documentation to the extent that such documents are included in the fields searched

Electronic data base consulted during the international search (name of data base and, where practicable, search terms used)


C. DOCUMENTS CONSIDERED TO BE RELEVANT

Category *	Citation of document, with indication, where appropriate, of the relevant passages	Relevant to claim No.
X,P --- Y	US 2009/0067322 A1 (Shand et al) 12 March 2009, see entire document.	1-5, 10-12, 14 ----- 6-7, 8-9, 13, 15-20
Y	US 7,143,170 B2 (Swildens et al) 28 November 2006, see entire document.	6-7
Y	US 6,151,395 (Harkins) 21 November 2000, see entire document.	13

Further documents are listed in the continuation of Box C. See patent family annex.

* Special categories of cited documents:	"T"	later document published after the international filing date or priority date and not in conflict with the application but cited to understand the principle or theory underlying the invention
"A" document defining the general state of the art which is not considered to be of particular relevance	"X"	document of particular relevance; the claimed invention cannot be considered novel or cannot be considered to involve an inventive step when the document is taken alone
"E" earlier application or patent published on or after the international filing date	"Y"	document of particular relevance; the claimed invention cannot be considered to involve an inventive step when the document is combined with one or more other such documents, such combination being obvious to a person skilled in the art
"L" document which may throw doubts on priority claim(s) or which is cited to establish the publication date of another citation or other special reason (as specified)	"&"	document member of the same patent family
"O" document referring to an oral disclosure, use, exhibition or other means		
"P" document published prior to the international filing date but later than the priority date claimed		

Date of the actual completion of the international search 03 August 2009 (03.08.2009)	Date of mailing of the international search report 07 AUG 2009
--	--

Name and mailing address of the ISA/US Mail Stop PCT, Attn: ISA/US Commissioner for Patents P.O. Box 1450 Alexandria, Virginia 22313-1450 Facsimile No. (571) 273-3201	Authorized officer Thomas Dunn Telephone No. 571-272-1700 
---	--