

**ΚΥΠΡΙΑΚΟ ΓΡΑΦΕΙΟ ΔΙΠΛΩΜΑΤΩΝ
ΕΥΡΕΣΙΤΕΧΝΙΑΣ
THE PATENT OFFICE OF CYPRUS**

**ΑΡΙΘΜΟΣ ΔΗΜΟΣΙΕΥΣΗΣ CY1883
PUBLICATION NUMBER**

ΑΡΙΘΜΟΣ ΔΗΜΟΣΙΕΥΣΗΣ
ΓΡΑΦΕΙΟΥ ΔΙΠΛΩΜΑΤΩΝ ΕΥΡΕΣΙΤΕΧΝΙΑΣ
ΗΝΩΜΕΝΟΥ ΒΑΣΙΛΕΙΟΥ
**UK PATENT OFFICE
PUBLICATION NUMBER GB2250439**

Το έγγραφο που παρουσιάζεται πιο κάτω καταχωρήθηκε στο «Γραφείο Διπλωμάτων Ευρεσιτεχνίας» στην Αγγλία σύμφωνα με το Νόμο Κεφ. 266 πριν την 1^η Απριλίου 1998. Δημοσίευση έγινε μετέπειτα από το Γραφείο Διπλωμάτων Ευρεσιτεχνίας του Ηνωμένου Βασιλείου μόνο στην Αγγλική γλώσσα.

**The document provided hereafter was filed at "The Patent Office"
in England under the law CAP.266 before the 1st of April 1998.
It was published afterwards by the UK patent office only in English.**

(12) **UK Patent Application** (19) **GB** (11) **2 250 439**⁽¹³⁾ **A**
(43) Date of A publication 10.06.1992

(21) Application No 9125351.8

(22) Date of filing 28.11.1991

(30) Priority data (31) 9026271 (32) 03.12.1990 (33) GB

(71) Applicant
National Research Development Corporation
(Incorporated in the United Kingdom)

101 Newington Causeway, London, SE1 6BU,
United Kingdom

(72) Inventors
Thomas James William Alphey
Andrew Nicholas Edmund Birch
Linda Elizabeth Fellows
Walter Morris Robertson

(74) Agent and/or Address for Service
R K Percy
National Research Development Corporation,
Patents Department, 101 Newington Causeway,
London, SE1 6BU, United Kingdom

(51) INT CL⁶
A01N 43/36, A61K 31/40

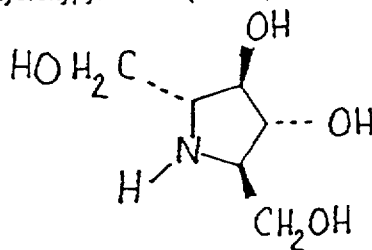
(52) UK CL (Edition K)
A5E EN
A5B BHA B170 B180 B44Y B442 B48Y B482 B54Y
B541 B56Y B565
U1S S1308 S1312

(56) Documents cited
None

(58) Field of search
UK CL (Edition K) A5B BHA, A5E EAB EN, C2C
CWH
INT CL⁵ A01N, A61K, C07D
Online databases: CAS ONLINE

(54) **Control of parasitic nematodes**

(57) 2R, 5R-dihydroxymethyl-3R, 4R-dihydropyrrolidine (DMDP)



or an acid addition salt thereof is used in controlling diseases caused by parasitic nematodes in plants or mammals.

GB 2 250 439 A

- 1 -

CONTROL OF PARASITIC NEMATODES (A)
FIELD OF INVENTION

This invention relates to the control of diseases caused by parasitic nematodes in plants and mammals.

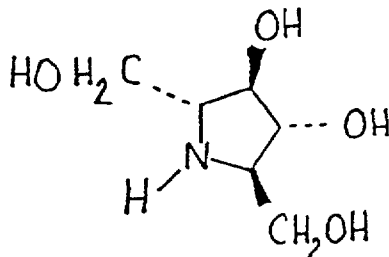
PRIOR ART

05 Since the early 1940s many chemical compounds active against plant parasitic nematodes have been available. These have often displayed undesirable toxic effects, for example the fumigant dibromochloropropane was withdrawn from the market in 1977, as it was thought to cause sterility in workers. During the 1960's
 10 fumigant type nematicides were largely superseded by granular systemic nematicides. These have been in use since then, a representative compound being oxamyl. These compounds are mainly oximecarbamates or organophosphate derivatives, and because of their toxicity have to be used in a strictly controlled manner.
 15 Accordingly it would be of benefit to have anti-nematode agents that are environmentally favourable, i.e. being non-toxic themselves and in their degradation products to non-target organisms.

Additional prior art is referred to in a separate section after
 20 "Summary of the invention", without which its context would not be clear.

SUMMARY OF THE INVENTION

The present invention provides the use of the compound 2R,5R-dihydroxymethyl-3R,4R-dihydroxypyrrolidine (DMDP)



25 or an acid addition salt thereof, for use in controlling diseases caused by parasitic nematodes in plants, including crops, and in mammals. The invention also includes seeds, dressed, coated or impregnated with DMDP or a said salt thereof.

The mechanism through which DMDP controls diseases caused by parasitic nematodes in plants may include any nematotoxic, nematostatic or anti-feedant effect on either adult or juvenile nematodes, inhibition of hatching of larval forms of nematodes, 05 inhibition of root gall formation by nematode feeding, and further extends to any effect on a nematode that prevents its acquisition and/or transmission of plant viruses.

DMDP is of natural origin and has been shown to display low phytotoxicity.

10 ADDITIONAL PRIOR ART

The discovery and extraction of DMDP is described by L. E. Fellows and G. W. J. Fleet in "Alkaloid Glycosidase Inhibitors from Plants" (In "Natural Products Isolation", G. H. Wagman and R. Cooper, Eds., Elsevier, Amsterdam, 1988, 15 pp 540-565). In that review certain properties of DMDP, including insecticidal and insect deterrent activity, both as determined experimentally in feeding tests, are referred to. They are more clearly described in L. E. Fellows, Chemistry in Britain pp 842-844 (1987). These and other properties of DMDP are more extensively 20 reviewed in Chapter 11 of "Plant Nitrogen Metabolism", Plenum Publishing Corporation, 1989, pp 395-427, by L. E. Fellows et al., especially at pages 410 (which refers to S. V. Evans et al., Entomol. Exp. Appl. 37, 257-261 (1985), 411 (which refers to the authors' own work and to W. M. Blaney et al., Entomol. Exp. Appl. 25 36, 209-216 (1984) and 415. See also L. E. Fellows et al., in "Swainsonine and Related Glycosidase Inhibitors", L. James, A. D. Elbein, R. J. Molyneux and C. D. Warren, Eds., Iowa State University Press, 1989, pp 396-416. The properties of DMDP referred to therein are not indicative of an anti-nematode effect.

30 DESCRIPTION OF THE PREFERRED EMBODIMENTS

A further advantage of DMDP lies in its mode of application when treating plants, especially crops. Many existing anti-nematode compounds are applied to the soil by broadcasting and incorporated using rotary cultivation. DMDP can be applied to the leaves, 35 which, somehow produces an anti-nematode action in the roots of the

plant. Possibly DMDP is translocated through the phloem, but this is not certain. Hence, DMDP may be applied in the form of a foliar spray instead of or in addition to the above-mentioned conventional means of application. A suitable dosage for soil application of DMDP is from at least 24 to at most 48 kg/ha at 20 cm depth. DMDP may also be applied by pre-treating plant seeds before sowing.

DMDP is water-soluble and can therefore be applied without a surfactant or dispersing agent. The preferred concentration of active ingredient and rate of application depend on the mode of application and type of effect desired, e.g. they may differ for nematotoxicity and for inhibition of virus transmission. For foliar spraying it is suggested that normally the plants be sprayed with a solution containing 0.01 to 3.5 g./litre, preferably 0.01 to 1.0 g./litre of the active ingredient, until the spray runs off. Lower concentrations can be more useful in some circumstances, while higher concentrations will often be tolerable.

DMDP displays its properties against a wide range of nematodes affecting plants, e.g. root-knot nematodes, cyst nematodes and virus-transmitting nematodes. Of particular note is its activity against the crop-damaging nematodes of the following genera: Meloidogyne, Globodera, Heterodera, Radopholus, Pratylenchus, Hirschmanniella, Scutellonema, Helicotylenchus, Tylenchus, Rotylenchus, Ditylenchus, Longidorus, Xiphinema. With regard to nematodes which infest mammals, DMDP is active against a wide range of helminthic nematodes, especially those of the following genera: Haemonchus, Teladorsagia, Nematodirus, Trichostrongylus, Dictyocaulus and Cooperia, particularly the species Haemonchus contortus and Teladorsagia circumcincta (previously classified as Ostertagia circumcincta).

DMDP may be extracted from Derris elliptica Benth (Leguminosae) as described by A. Welter et al (Phytochem., 1976, 15, 747-749) or may be synthesized from D-glucose (Fuhrman et al., Nature, 1984, 307, 755-758); G. W. J. Fleet and R. W. Smith Tetrahedron Letters 26 (11) 1465-1468 (1985) or from L-sorbose (P. Card et al., J. Org. Chem., 1985, 50, 891-893).

The above description of DMDP applies also to its acid addition salts, which can be any which are compatible with the intended use, e.g. agriculturally or veterinarily acceptable if the use is on plants or non-human animals respectively. Such salts can be made
05 in the conventional way from the free base.

The following Examples illustrate the invention. "Tween" is a Registered Trade Mark. The units "ppm" signify a solution containing mg. of test compound per litre of water, in solutions for in vitro tests or in solutions for application to leaf
10 surfaces. In the Examples, "DMDP" means the free base.

Example 1

Virus acquisition and transmission experiments

The effect of a chemical on virus acquisition by a nematode vector was tested by exposing virus-free nematodes to a virus
15 infected source plant in the presence of the test chemical. By comparing subsequent rates of virus transmission between treated and untreated nematodes the efficacy of the chemical can be determined.

Whether a chemical affects the transmission of the virus can be
20 determined by applying the chemical after the nematodes have acquired the virus, at the time they are about to feed on receptor plants.

Experiments were performed in 25 cm³ plastic pots maintained in temperature controlled cabinets (Taylor & Brown, Nematol. medit.,
25 1974, 2, 171-175) using three week old seedlings of Petunia hybrida Vilm. The nematode/virus combination used was Xiphinema diversicaudatum vectoring Arabis Mosaic Virus.

Petunia seedlings were potted in 22 ml of 3:1 sand/loam mixture. Forty-eight hours later the plants were inoculated with
30 virus. After a further 24 hours 5 adult nematodes were added to each pot. (The test chemicals are added at this time if virus acquisition is being tested.) There were 10-15 replicates of each treatment. After 4 weeks the nematodes were extracted, and then added to the soil in which virus-free receptor plants were
35 growing. (If virus transmission is being tested, the test

chemicals are added at this time.) After a further 4 weeks the nematodes were again extracted and counted. The galls on the roots of the receptor plants were counted, the roots macerated and the sap applied to the leaves of Chenopodium quinoa plants (virus indicators).

05 Twelve days later the C. quinoa plants were examined for the symptoms of the virus. There were 10-15 replicates of each treatment in both virus tests. In all cases controls were run in which no chemicals were added.

10 The chemicals tested were DMDP (15 and 30 ppm) and a conventional nematotoxic compound oxamyl (7 ppm).

Table 1a shows the effect of DMDP inhibiting root gall formation and per cent virus acquisition as compared to the control value.

15 Table 1b shows the effect of DMDP inhibiting root gall formation and per cent virus transmission as compared to the control value.

TABLE 1a Feeding and acquisition of Arabis Mosaic Virus by Xiphinema diversicaudatum

Treatment	Mean No. galls/root	% virus acquisition	No. of Replicates
Control	1.5	33	15
DMDP 15 ppm	0.5 (66%)	27 (18%)	15
DMDP 30 ppm	0.4 (74%)	7 (79%)	14
Oxamyl 7 ppm	0.3 (80%)	0 (100%)	10

() is % reduction in treatment compared to control

TABLE 1b Feeding and transmission of Arabis Mosaic Virus by Xiphinema diversicaudatum

Treatment	Mean No. galls/root	% virus transmission	No. of replicates
Control	1.5	64	11
DMDP 15 ppm	0.4 (74%)	72 (0%)*	10
DMDP 30 ppm	0.5 (66%)	18 (72%)	11
Oxamyl 7 ppm	0.7 (53%)	1 (98%)	11

() is % reduction in treatment compared to control

* treatment values higher than control

Example 2

Hatch Test

05 The hatch test examines the effect of the test chemicals on the egg hatch of Globodera pallida, the white Potato Cyst Nematode (PCN).

10 Ten PCN cysts of uniform size and colour were put in a tube with 0.25 ml of the test compound solution (concs. 50 ppm and 100 ppm) and 0.75 ml of potato root diffusate. Root diffusate normally stimulates the juveniles to hatch from eggs in the cysts. There were 4 replicates of each treatment. Twice each week the liquid was removed and the number of hatched live and dead juveniles counted. The diffusate/chemical mixture was replenished after each nematode count. The tubes were stored at 19°C between counts.

15 Table 2a shows the number of hatched juveniles, dead or alive, as the means from four replicates. The same data are also expressed as % effect. This Table shows that DMDP greatly decreases the number of juveniles hatching from cysts.

20 This experiment was repeated using Globodera rostochiensis. Table 2b shows the % decrease in nematodes alive as compared to the control after 4 weeks. From Table 2b, it can be seen that DMDP provides better effects than its acid salt.

TABLE 2a Potato Cyst Nematode Hatch Test

Treatments	Hatched Juveniles		Total Juveniles Hatched
	Live (% increase)*	Dead (% increase)*	
15 days exposure			
Control	698	16	714
DMDP 50 ppm	374 (46)	68 (325)	442 (38)
DMDP 100 ppm	203 (71)	91 (468)	294 (59)
24 days exposure			
Control	1257	32	1289
DMDP 50 ppm	1056 (16)	112 (250)	1168 (9)
DMDP 100 ppm	601 (52)	150 (368)	751 (42)

TABLE 2b Globodera rostochiensis cyst Hatch Test

Test Compound	Conc (ppm)	220	100	50	25	12.5	6.25	3.12
DMDP		32	38	52	52	41	0	10
DMDP. HCl		0	0	0	0	27	31	21

* All percentages are based on the control value

Example 3

In Vitro Toxicity Test

05 Groups of ten active adult Xiphinema diversicaudatum were hand-picked into individual watchglasses containing distilled water. At a given time the batches of nematodes were transferred into 1 ml aliquots of test compound, at various concentrations of the test compound, or for the control into 1 ml of distilled water. There were three replicates of each treatment. At two

intervals, viz. 48 and to 72 hours, the number of nematodes which were immobilised were recorded. They were considered as immobile if they failed to move when stimulated by prodding with a bristle. All tests were carried out at 5°C.

05 Table 3a shows the in vitro toxicity of DMDP over a range of concentrations. The percent immobility shown is corrected for control immobilities using Abbott's formula. Note the decrease in in vitro toxicity at 200 ppm and above. There is also an anomalous drop in toxicity at 25 ppm.

10 In similar tests differences in toxicity to adult and juvenile nematodes were found. Table 3b shows the EC₅₀ values (effective concentration required to immobilise 50% of the total number of nematodes) calculated from the results.

15 This experiment was repeated, replacing X. diversicaudatum with Globodera rostochiensis. These results are shown in Table 3c, from which it can be seen that both DMDP and its acid salt are toxic to nematodes.

Table 3a In vitro toxicity (adult Xiphinema diversicaudatum)

Test compound	Conc (ppm)	Percent immobility					
		10	25	50	100	200	500
DMDP 48 hrs		15	5	11	35	0	0
	72 hrs	39	9	63	78	4	0

Table 3b In vitro toxicity EC₅₀ values (ppm)
(Xiphinema diversicaudatum)

Test compound	Nematode stage tested	Test duration	
		48 hrs	72 hrs
DMDP	Adult	87.0	44.0
DMDP	Juvenile	94.0	0.08

Table 3c In vitro toxicity (Globodera rostochiensis)

Test Compound	Conc (ppm)	2.5	10	25	50	100
DMDP		25	37	44	50	37
DMDP.HCl		88	56	50	50	50

Example 4

Table 4 shows the dose-dependent activity of DMDP, using three tests: the split-pot experiment, the mini-pot experiment and the gall test experiment.

05 a. Split-pot test

The test shows whether the anti-nematode agents of the invention have a repellent or antifeedant effect on the nematodes and/or a nematocidal effect.

10 A 'split-pot', i.e. a pot divided into two sections by a fine mesh material (see Alpey et al, Revue Nematol. 1988, 11(4), 399-404), was used. Each side was filled with 37 ml of soil (3:1 sand:loam mixture). Test compounds at the concentrations shown in Table 4 were added to the soil on the side in which a Petunia seedling had been planted. To the other side 100 adult Xiphinema
15 diversicaudatum were added. There were 8 replicates of each treatment.

After 21 days the two halves of the pot were separated and the nematodes were extracted from the soil in each half. Root galls were recorded on plants from the treated sides (Table
20 4a(i)). The numbers of live and dead nematodes from each half were counted and are shown in Table 4a(ii).

Table 4a(i) shows that DMDP has an antifeedant action against nematodes at all concentrations tested. Table 4a(ii) shows that 80 ppm DMDP also possesses a nematotoxic effect in
25 that on the plant side more nematodes were immobilised than in the pot to which oxamyl was applied.

b. Mini-pot test

This test identifies the nematicidal effect of the chemical in soil and its effect on nematode feeding behaviour.

05 Petunia seedlings were planted in 22 ml of soil (sand:loam - 3:1). The test compound solution or water (control) with 5 or 10 adult Xiphinema diversicaudatum were added to the soil. There were 10 replicates for each treatment. After 3 weeks the nematodes were extracted and the number of galls induced by nematode feeding on the roots were recorded and
10 expressed as a mean per cent reduction of the control value.

Table 4b shows that DMDP has a nematode repellent or antifeedant action. The most effective rate of DMDP was 25 ppm.

c. Gall test

15 In the gall test, tomato seedlings, stimulated to produce fine adventitious roots by removing the main root system, were planted in tubes containing 25 g of fine, sieved dry sand, 350 Meloidogyne incognita (J2) and DMDP, in solution in water. The effect of DMDP on the ability of the nematodes to gall the
20 plant roots was studied over a 10-12 day period. A water control was included in the test. There were 10 replicates of each treatment.

Table 4c shows the results, from which it will be seen that DMDP is equally effective in the range 2.5-25 ppm but less effective at 50 and 240 ppm. The various tests indicate similar
25 levels of activity of DMDP used between 2.5 ppm and 100 ppm

Table 4

4a.(i) Split-pot Experiment (X. diversicaudatum/Petunia)

Chemical/conc (ppm)	Mean reduction galls/root as % of control
DMDP/15	63
DMDP/30	83
DMDP/80	89

4a.(ii) Mean numbers of nematodes recovered after 21 days in the planted and non-planted sides of the split pot
(X. diversicaudatum/Petunia)

Test	conc	Total Nematodes		Mobile Nematodes		Immobile Nematodes	
		Plant	No plant	Plant	No plant	Plant	No plant
DMDP	16	27	15	24	10	3	5
DMDP	32	24	14	21	11	3	3
DMDP	80	25	15	12	11	13	4
Oxamy1	15	17	21	13	14	4	7
Control	-	33	16	31	12	2	4

4b. Mini-pot Experiment (X. diversicaudatum/Petunia)

Chemical/conc (ppm)	Mean reduction galls/root as % of control	
	5 nematodes/pot	10 nematodes/pot
DMDP/8	70	-
DMDP/14	70	-
DMDP/25	94	72
DMDP/50	72	83
DMDP/100	65	100

4c. Gall Test (M. incognita/Tomato)

Chemical/conc (ppm)	Reduction in galls/root as % of control
DMDP/2.5	76
DMDP/12.5	70
DMDP/25	72
DMDP/50	50
DMDP/240	47

Example 5

Mode of Application

a) root application

05 To test whether the anti-nematode agent would be more
effective when taken up systemically by plants, the mini-pot test
was adapted. The roots of Petunia hybrida were removed and the cut
ends of the stems from which the newly formed roots were growing
were put in a solution of test compound (concentration as shown in
Table 5) for 24 hours prior to the start of the experiment. The
10 effects of these treated plants to X. diversicaudatum were compared
to that of plants whose cut ends had been immersed in water for 24
hours. Table 5 shows that root uptake following soil application
is a suitable method of treatment with DMDP.

b) foliar application

15 The mini-pot test and gall test described in Example 4 were
repeated but the test compounds were administered by being painted
on to the leaves of the tomato seedlings. In these tests, 0.4 ml
test compound in solution in water at 200 ppm, or water alone,
together with 0.05% "Tween 80" wetting solution, were painted onto
20 the leaves.

The reductions in galling of 86% in the mini-pot test and 79%
in the gall test, over the controls, show that the effect of the
test compounds was expressed in the root system to provide
protection against nematodes.

25 TABLE 5 Activity following uptake through root - details as in text
Mini-pot test: Petunia/Xiphinema diversicaudatum (21 days)

Chemical/conc (ppm)	% reduction in root galling relative to controls
Oxamy1/50	92
DMDP/15	83
DMDP/30	100
DMDP/100	58

Example 6

Phytotoxicity data

05 DMDP was tested on three different plant species at 200 ppm for 14 days using methods outlined in the mini-pot test. The seedlings were then left to grow for 16 days and the % growth measured relative to control plants. Root length and shoot length were also measured.

10 Table 6 shows the effect of DMDP on plant growth. All figures are % growth relative to controls (100% = same as control, >100% = greater than control).

Rye grass when treated with DMDP only grew to 65% of the control weight. This may not be significant in the field as the concentration of DMDP (200 ppm) used was twice its effective dosage required to control nematodes.

15 TABLE 6 Phytotoxicity data (all at 200 ppm soil water)

Chemical	Root length			Shoot length			Total weight		
	TOM	OSR	RG	TOM	OSR	RG	TOM	OSR	RG
Oxamyi	107	84	108	91	95	93	103	104	107
DMDP	90	98	105	90	97	74	100	100	65

Plants TOM = Tomato (cv. Moneymaker)

OSR = Oilseed rape (cv. Bienvenue)

RG = Rye grass (cv. Melle)

Example 7

Canister test

20 Small 60ml clear canisters were filled with approximately 25g soil. 1ml test compound and 1ml water containing 1500 PCN eggs was added. Small pieces of Desiree potato with sprout were placed into the compost. Lids pierced 3-4 times were used to close the canisters. The canisters were then put on a tray, covered with black polythene and kept at a constant 20°C. After 4 weeks the first cyst count was taken, then every following week until the end

of the eighth. Table 7 shows the % reduction in cysts, as compared to the control. It can be seen that DMDP was effective in reducing the number of cysts developing.

Table 7 Canister test (Globodera rostochiensis)

05

Test Compound	Conc (ppm)	% reduction in cysts						
		3.12	6.26	12.5	25	50	100	200
DMDP		7	0	14	46	43	35	7
DMDP.HCl		0	0	0	7	7	43	0

Example 8

Methods of Application II

As an extension to Example 5, further experimentation was undertaken in sand and soil, or a variety of plants and nematodes to demonstrate the different methods of applying DMDP.

10

8(1) Sand Drench Test in a Tube

Glass tubes (7.5cm x 2.5cm) were filled with 24.5g sieved dried sand. 4ml nanopure water was added and a hole made in the sand. 1ml test compound and 1ml water containing 350 Meloidogyne javanica were added immediately before a tomato seedling was planted in the hole. All tubes were then left for 14 days. In this experiment and in 8(2) below, seedlings were prepared by having their roots cut off and fine adventitious roots allowed to regenerate prior to use. Table 8(1) shows the effect of DMDP and its acid salt over a range of concentrations. Results are shown as % reduction in live nematodes as compared to a control (no test compound).

20

8(2) Sand Foliar Test in a Tube

3 glass tubes (7.5cm x 2.5cm) were filled with 24.5g sieved dried sand. 5ml nanopure water was added and a tomato seedling planted in the tube. Non-absorbant cotton wool was inserted around the base of the seedling to protect the sand from the test chemical to be sprayed. The tubes were placed in an incubator overnight.

25

Next day, each plant was sprayed with 0.1ml test chemical from an airbrush and returned to the incubator. On the following day, 1ml water containing 350 Meloidogyne javanica was added to each tube. All tubes were then left for 14 days. Table 8(2) shows the effect of DMDP and its acid salt on a range of plants. Results are shown in % as in Table 8(1).

8(3) Foliar Application

2.5cm pots were filled with 75g of Levington universal and sand in a 3:1 ratio. Tomato plants (34 days old) were planted in these pots and 1ml of water added. The soil was protected with filter paper and the pots left overnight in a glasshouse. Next day, each plant was sprayed with 0.3ml test compound from an airbrush and then left in the glasshouse overnight. Next day the filter paper was removed and 350 Meloidogyne javanica or Meloidogyne incognita in 1ml water were added to the soil. The pots were then left for 12 days after which the number of live and dead nematodes were counted. Table 8(3) shows the effect of DMDP on a) Meloidogyne javanica and b) Meloidogyne incognita.

8(4) Soil Application

The procedure of 8(3) was repeated, except that on the first day, 1ml test compound and 1ml water with nematodes were added to the soil and the pots left for 14 days. Results are shown in the usual manner in Table 8(4).

Table 8(1) Sand Drench

Test Compound	Conc (ppm)	% reduction in galling by <u>M. javanica</u>						
		200	100	50	25	10	5	1
DMDP.HCl			47	51	30	18	43	13
DMDP (Expt. 1)		77		72		79		76
DMDP (Expt. 2)		56	57	53	56	68	63	71

Table 8(2) Sand Foliar

Plant	Test Compound	Conc (ppm)	% reduction in galling by <u>M. javanica</u>				
			3200	2400	1600	800	400
Tomato							
	DMDP				59	0	9
	DMDP.HCl				18	5	9
Peppers							
	DMDP		7	7	30	0	
	DMDP.HCl		9	0	7	0	
Aubergines							
	DMDP		38	43	34	9	
	DMDP.HCl		44	50	19	19	

Table 8(3) Soil Foliar % reduction in galling by a) M. javanica
b) M. incognita

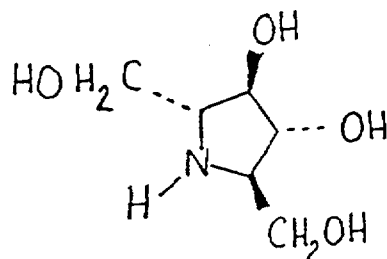
Test Compound	Conc	1600	1000	800	400	200	100	50	25	10	1	0.1
a) DMDP		27		27	22	22						
a) DMDP					35	28	22	39	34			
b) DMDP			24				24		26	30	31	
b) DMDP									23	22		

Table 8(4) Soil Drench % reduction in galling by a) M. javanica
b) M. incognita

Test Compound	Conc (ppm)	100	50	20	10	1.0	0.1	0.01
DMDP		28	19	21				
DMDP		28			30	29	20	8

CLAIMS

1. The use of the compound
2R,5R-dihydroxymethyl-3R,4R-dihydroxypyrrolidine (DMDP),



- or an acid addition salt thereof in controlling diseases caused by parasitic nematodes in plants or mammals.
- 05 2. The use according to Claim 1, wherein the compound is applied to plants or crops in a foliar spray.
 3. The use according to Claim 1, wherein the compound is applied to plants through the soil.
 4. The use according to Claim 1, 2 or 3 wherein the parasitic nematode attacks plants or crops and is of the genus Meloidogyne,
10 Globodera, or Xiphinema.
 5. The use according to Claim 1, wherein the parasitic nematode infests mammals and is of the genus Haemonchus, Teladorsagia, Nematodirus, Trichostrongylus, Dictyocaulus or Cooperia.
 - 15 6. Seeds dressed, coated or impregnated with a compound specified in claim 1.
 7. A method of protecting plants from diseases caused by nematodes comprising spraying a compound specified in Claim 1, on the leaves of the said plant.
 - 20 8. A method of protecting plants from diseases caused by nematodes comprising applying a compound specified in Claim 1, to the soil.

**Patents Act 1977
Examiner's report to the Comptroller under
Section 17 (The Search Report)**

Application number

9125351.8

Relevant Technical fields

(i) UK CI (Edition K) A5B BHA; A5E; EAB; EN; C2C;
CWH

(ii) Int CI (Edition 5) A01N, A61K, C07D

Search Examiner

P N DAVEY

Databases (see over)

(i) UK Patent Office

(ii) ONLINE DATABASES : CAS ONLINE

Date of Search

27 JANUARY 1992

Documents considered relevant following a search in respect of claims

1-8

Category (see over)	Identity of document and relevant passages	Relevant to claim(s)
	NONE	

Category	Identity of document and relevant passages	Relevant to claim(s)

Categories of documents

X: Document indicating lack of novelty or of inventive step.

Y: Document indicating lack of inventive step if combined with one or more other documents of the same category.

A: Document indicating technological background and/or state of the art.

P: Document published on or after the declared priority date but before the filing date of the present application.

E: Patent document published on or after, but with priority date earlier than, the filing date of the present application.

&: Member of the same patent family, corresponding document.

Databases: The UK Patent Office database comprises classified collections of GB, EP, WO and US patent specifications as outlined periodically in the Official Journal (Patents). The on-line databases considered for search are also listed periodically in the Official Journal (Patents).