



US00D470751S

(12) **United States Design Patent** (10) **Patent No.:** **US D470,751 S**
Mansau (45) **Date of Patent:** **** Feb. 25, 2003**

- (54) **BOTTLE AND CAP**
- (75) Inventor: **Serge Mansau**, Boulogne (FR)
- (73) Assignee: **The Procter & Gamble Company**, Cincinnati, OH (US)
- (**) Term: **14 Years**
- (21) Appl. No.: **29/158,670**
- (22) Filed: **Apr. 8, 2002**
- (30) **Foreign Application Priority Data**
Oct. 9, 2001 (GB) 2105449
- (51) **LOC (7) Cl.** **09-01**
- (52) **U.S. Cl.** **D9/300; D9/567**
- (58) **Field of Search** **D9/300, 302, 503, D9/504, 516, 529, 530, 554, 567; D28/91.1; 222/628, 320, 321.1, 321.6, 321.7, 321.8, 182; 215/382, 383, 384**

- (56) **References Cited**
U.S. PATENT DOCUMENTS
D212,523 S * 10/1968 Affleck et al. D9/567
D220,798 S * 5/1971 Leonard D9/567
D338,835 S * 8/1993 Mansau D9/567
D418,421 S * 1/2000 Mansau D9/529
D438,785 S * 3/2001 Baron D9/300

* cited by examiner
Primary Examiner—Paula A. Mortimer
(74) *Attorney, Agent, or Firm*—Kenya T. Pierre; Dara M. Kendall; Tara M. Rosnell


(57) **CLAIM**
The ornamental design for a bottle and cap, as shown and described.

DESCRIPTION

FIG. 1 is a perspective view of a bottle and cap, embodying my new design;

- FIG. 2 is a front elevational view thereof;
- FIG. 3 is a rear elevational view thereof;
- FIG. 4 is a right elevational view thereof;
- FIG. 5 is a left elevational view thereof;
- FIG. 6 is a top plan view thereof;
- FIG. 7 is bottom plan view thereof;
- FIG. 8 is an alternative perspective view of the bottle with the cap being separated from the bottle;
- FIG. 9 is a front elevational view of the bottle with the cap being separated from the bottle;
- FIG. 10 is a rear elevational view of the bottle with the cap being separated from the bottle;
- FIG. 11 is a right elevational view of the bottle with the cap being separated from the bottle;
- FIG. 12 is a left elevational view of the bottle with the cap being separated from the bottle;
- FIG. 13 is a top plan view thereof with the cap being separated from the bottle;
- FIG. 14 is a bottom plan view thereof with the cap being separated from the bottle;
- FIG. 15 is a perspective view of the cap being separated from the bottle;
- FIG. 16 is a front elevational view thereof;
- FIG. 17 is a rear elevational view thereof;
- FIG. 18 is a right elevational view thereof;
- FIG. 19 is a left elevational view thereof;
- FIG. 20 is a top plan view of the cap being separated from the bottle; and,
- FIG. 21 is bottom plan view thereof.

1 Claim, 4 Drawing Sheets






Fig. 1.




Fig. 2.




Fig. 3.




Fig. 4.




Fig. 5.




Fig. 6.




Fig. 7.




Fig. 8.




Fig.9.




Fig.10.




Fig.11.




Fig.12.



Fig.13.




Fig.14.




Fig. 15.




Fig. 16.




Fig. 17.




Fig. 18.




Fig. 19.




Fig. 20.




Fig. 21.