



US00D377410S

**United States Patent** [19]  
**Crowley**

[11] **Patent Number:** **Des. 377,410**  
[45] **Date of Patent:** **\*\*Jan. 21, 1997**

[54] **SHOE LACE COVER**  
[75] Inventor: **Kevin J. Crowley**, Brentwood, N.H.  
[73] Assignee: **Fila U.S.A., Inc.**, Hunt Valley, Md.  
[\*\*] Term: **14 Years**  
[21] Appl. No.: **51,857**  
[22] Filed: **Mar. 5, 1996**  
[52] **U.S. Cl.** ..... **D2/946; D2/975; D2/976**  
[58] **Field of Search** ..... **D2/912, 935, 944, D2/946, 975, 976, 978, 902, 970; 24/712, 712.1, 712.3, 713.4, 714.6, 714.7; 36/72 R**

4,766,682 8/1988 Malloy, III .  
4,823,426 4/1989 Bragga .  
4,845,863 7/1989 Yung-Mao .  
4,879,787 11/1989 Walls .  
5,042,119 8/1991 Williams .  
5,165,190 11/1992 Smyth .  
5,209,000 5/1993 Rowland et al. .  
5,307,569 5/1994 Melcher .  
5,313,719 5/1994 Koethe .  
5,416,987 5/1995 Bernis et al. .  
5,421,106 6/1995 Emrick .  
5,459,947 10/1995 Lasher ..... 36/72 R X

*Primary Examiner*—Dominic Simone  
*Attorney, Agent, or Firm*—Fish & Richardson P.C.

[56] **References Cited**

**U.S. PATENT DOCUMENTS**

Re. 32,585 2/1988 Antonious .  
D. 332,001 12/1992 Bayer ..... D2/902  
1,603,144 10/1926 Nichols ..... 24/712.3 X  
2,022,554 11/1935 Williams ..... 24/712.3 X  
3,175,292 3/1965 MacQuaid et al. .... 36/72 R  
3,334,427 8/1967 Edwards et al. .... D2/975 X  
3,473,198 10/1969 Meier ..... 24/712.3  
3,783,534 1/1974 Phillips et al. .... 36/72 R  
4,065,861 1/1978 Pelfrey .  
4,079,527 3/1978 Antonious .  
4,333,248 6/1982 Samuels .  
4,377,913 3/1983 Stone .  
4,428,101 1/1984 Harkavy .  
4,536,975 8/1985 Harrell .  
4,597,199 7/1986 Hong .  
4,630,383 12/1986 Gamm .

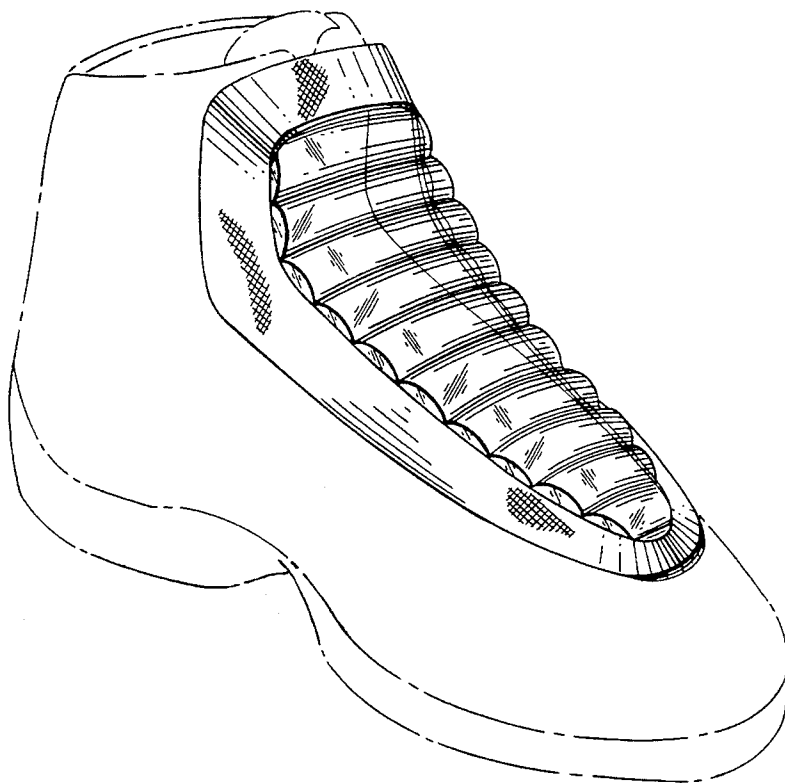
[57] **CLAIM**

The ornamental design for a shoe lace cover, as shown and described.


**DESCRIPTION**

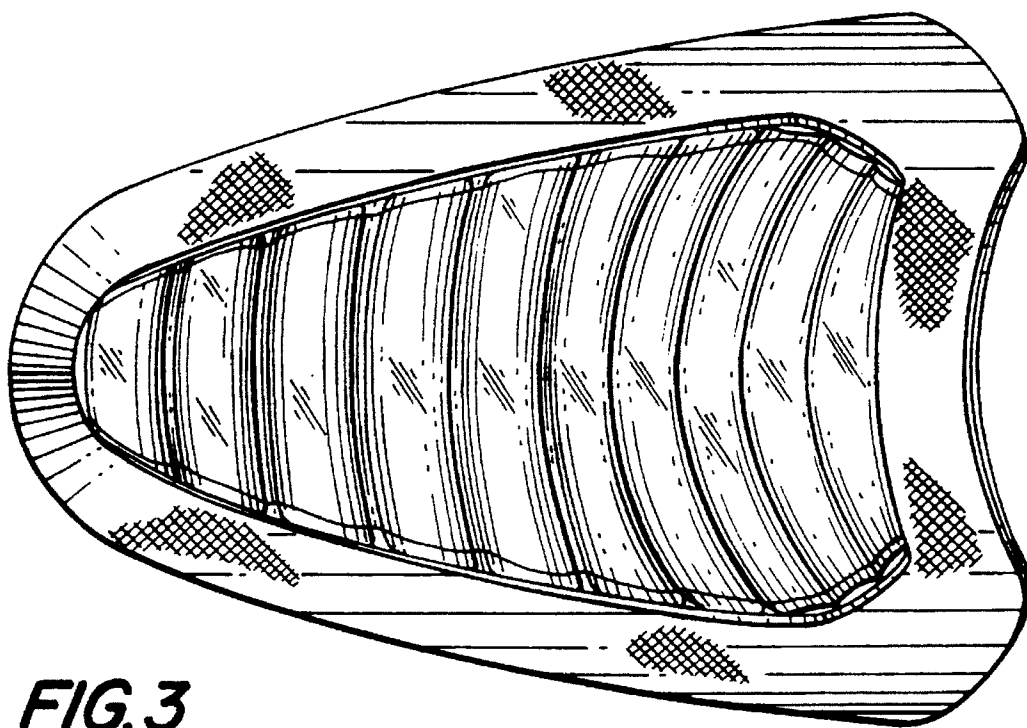
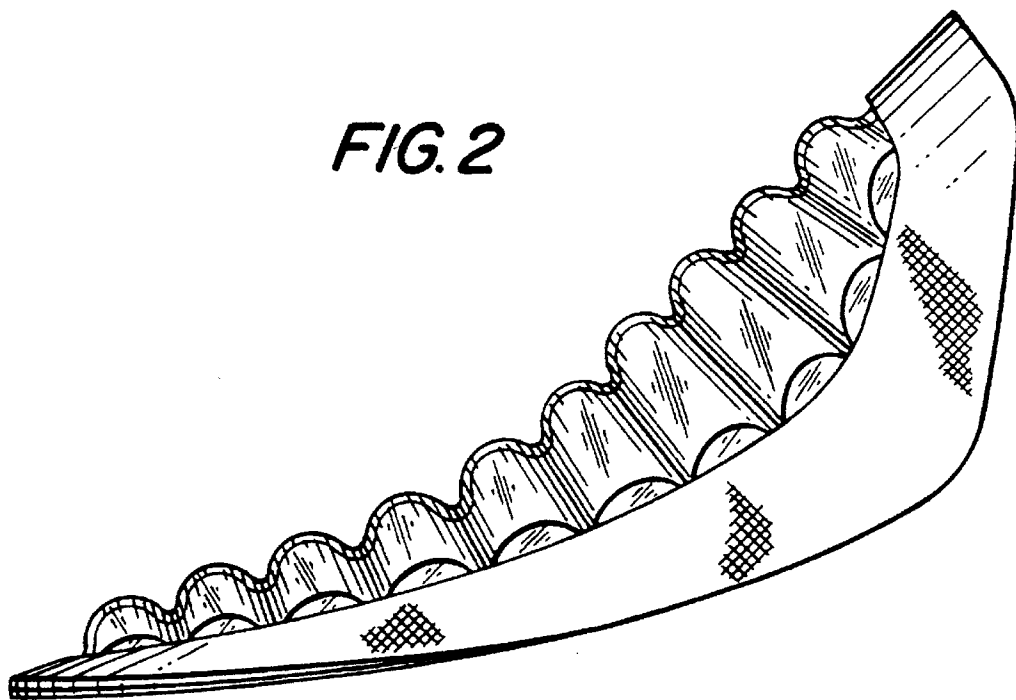
FIG. 1 is a perspective view of the shoe lace cover according to my design;  
FIG. 2 is a right side view thereof, the left side being a mirror image;  
FIG. 3 is a top view thereof;  
FIG. 4 is a front view thereof;  
FIG. 5 is a rear view thereof; and,  
FIG. 6 is a bottom view thereof.  
The broken line showing of the shoe upper and sole in FIG. 1 is for illustrative purposes only and forms no part of the claimed design.

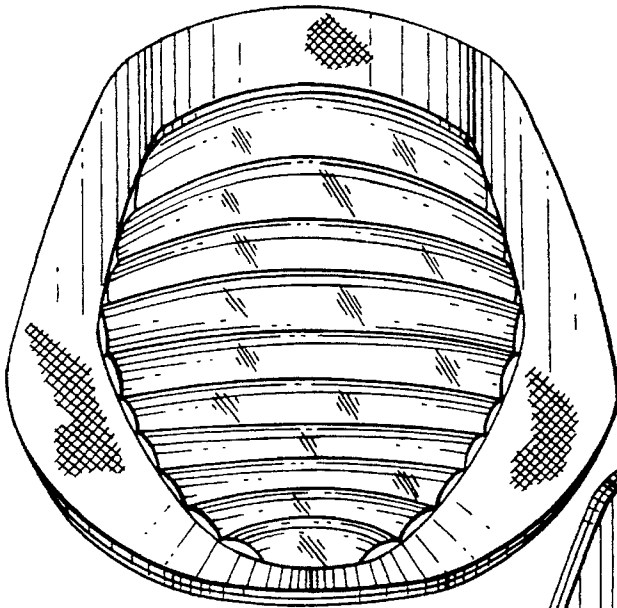
**1 Claim, 3 Drawing Sheets**



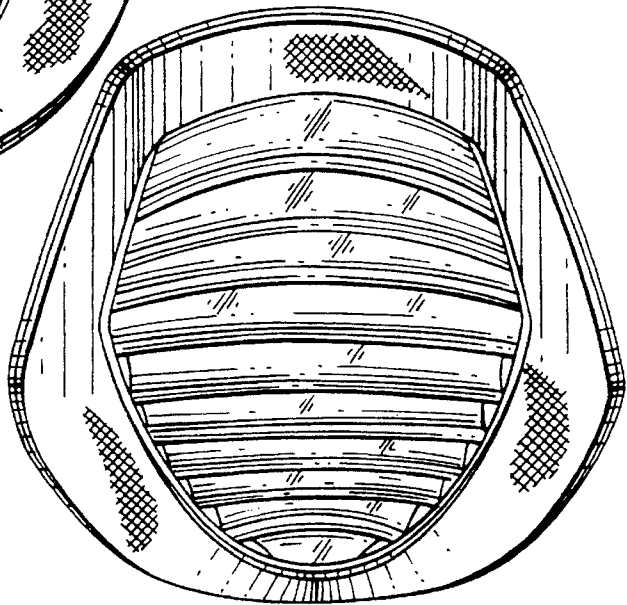
*FIG. 1*



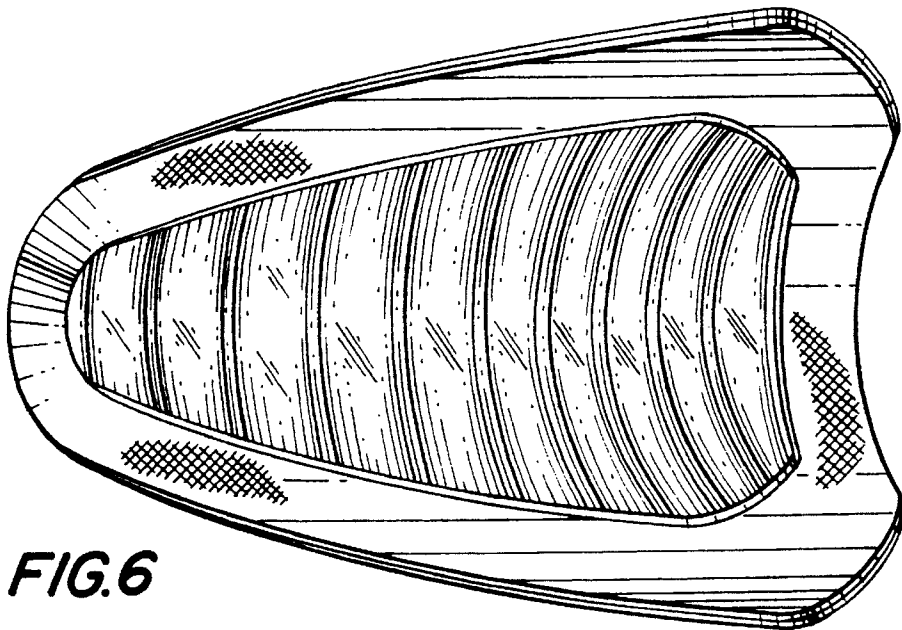




**FIG. 4**



**FIG. 5**



**FIG. 6**