



US00D720254S

(12) **United States Design Patent**
Hsiang et al.

(10) **Patent No.:** **US D720,254 S**

(45) **Date of Patent:** **** Dec. 30, 2014**

(54) **PULL TAB OF SLIDER FOR SLIDE
FASTENER**

(71) Applicant: **YKK Corporation**, Tokyo (JP)

(72) Inventors: **Hsu Hsien Hsiang**, Taipei (TW); **Yen
Chin Wen**, Taipei (TW)

(73) Assignee: **YKK Corporation** (JP)

(**) Term: **14 Years**

(21) Appl. No.: **29/452,730**

(22) Filed: **Apr. 21, 2013**

(30) **Foreign Application Priority Data**

Oct. 22, 2012 (JP) 2012-025613

(51) **LOC (10) Cl.** **02-07**

(52) **U.S. Cl.**
USPC **D11/221**

(58) **Field of Classification Search**

CPC A44B 19/00; A44B 19/02; A44B 19/04;
A44B 19/10; A44B 19/24; A44B 19/26;
A44B 19/30
USPC D11/200, 201, 221; 24/381–383,
24/385–387, 414–417, 421–422, 427–431,
24/433, 412, 424; 2/265; D2/641, 642;
294/3.6; 223/118

See application file for complete search history.

(56) **References Cited**

U.S. PATENT DOCUMENTS

D557,633 S *	12/2007	Ohgaku et al.	D11/221
D610,947 S *	3/2010	Takazawa et al.	D11/221
D627,258 S *	11/2010	Miyazaki et al.	D11/221
D627,259 S *	11/2010	Miyazaki et al.	D11/221
D671,451 S *	11/2012	Keyaki et al.	D11/221
D706,677 S *	6/2014	Takani et al.	D11/221
D707,589 S *	6/2014	Takani et al.	D11/221
D710,750 S *	8/2014	Takani et al.	D11/221

* cited by examiner

Primary Examiner — Ralf Seifert

(74) *Attorney, Agent, or Firm* — Kilpatrick Townsend & Stockton LLP

(57) **CLAIM**

The ornamental design for a pull tab of a slider for a slide fastener, as shown and described.

DESCRIPTION

FIG. 1 is a perspective view of the front, bottom and right side of a pull tab of a slider for a slide fastener showing my (our) new design;

FIG. 2 is a perspective view of the front, top and right side thereof;

FIG. 3 is a front view thereof, the rear view being mirror image thereof;

FIG. 4 is a right side view thereof, the left side being mirror image thereof;

FIG. 5 is a top plan view thereof;

FIG. 6 is a bottom view thereof; and,

FIG. 7 is a reference view of usage.

The broken lines shown are included for the purpose of illustrating the unclaimed portions of the pull tab of the slider for the slide fastener and form no part of the claimed design.

1 Claim, 5 Drawing Sheets

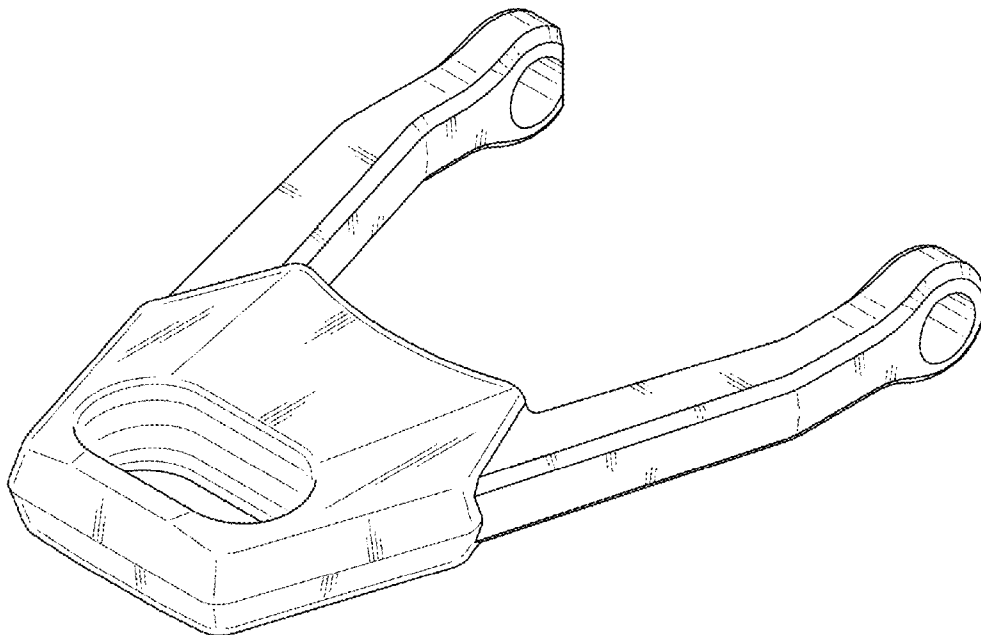


Fig. 1

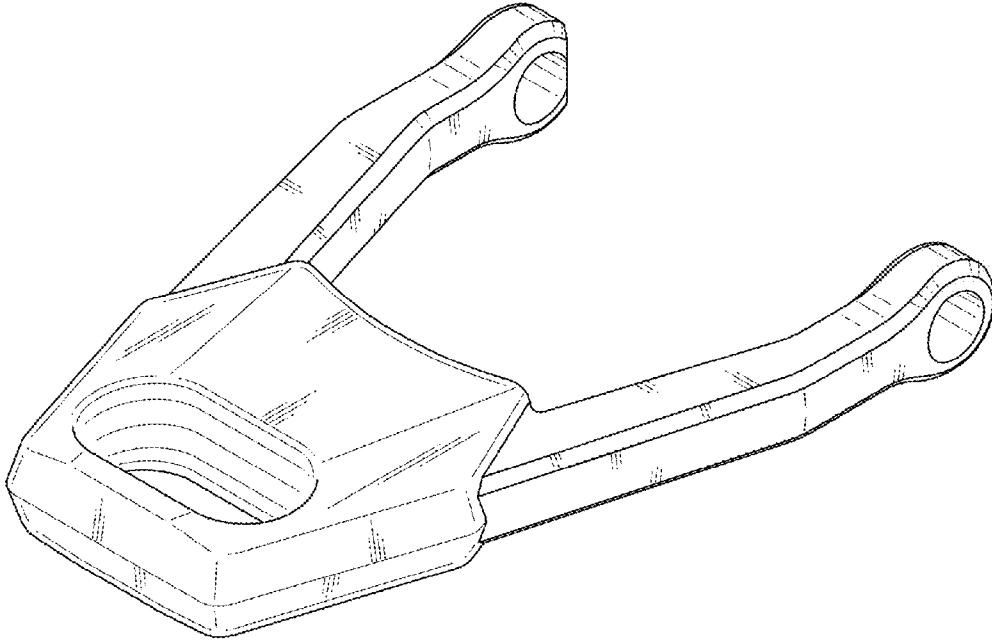


Fig. 2

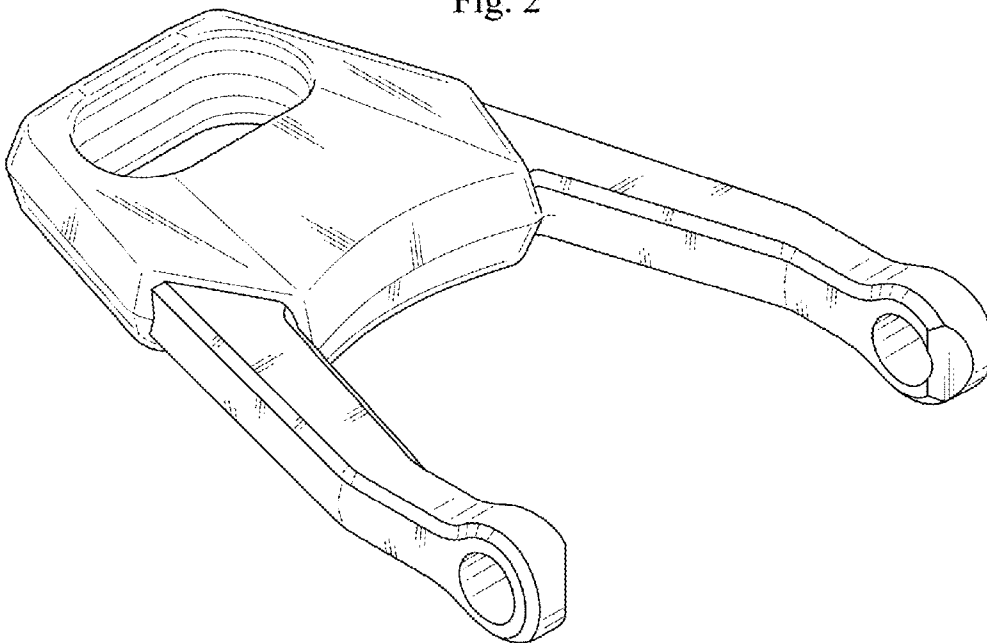


Fig. 3

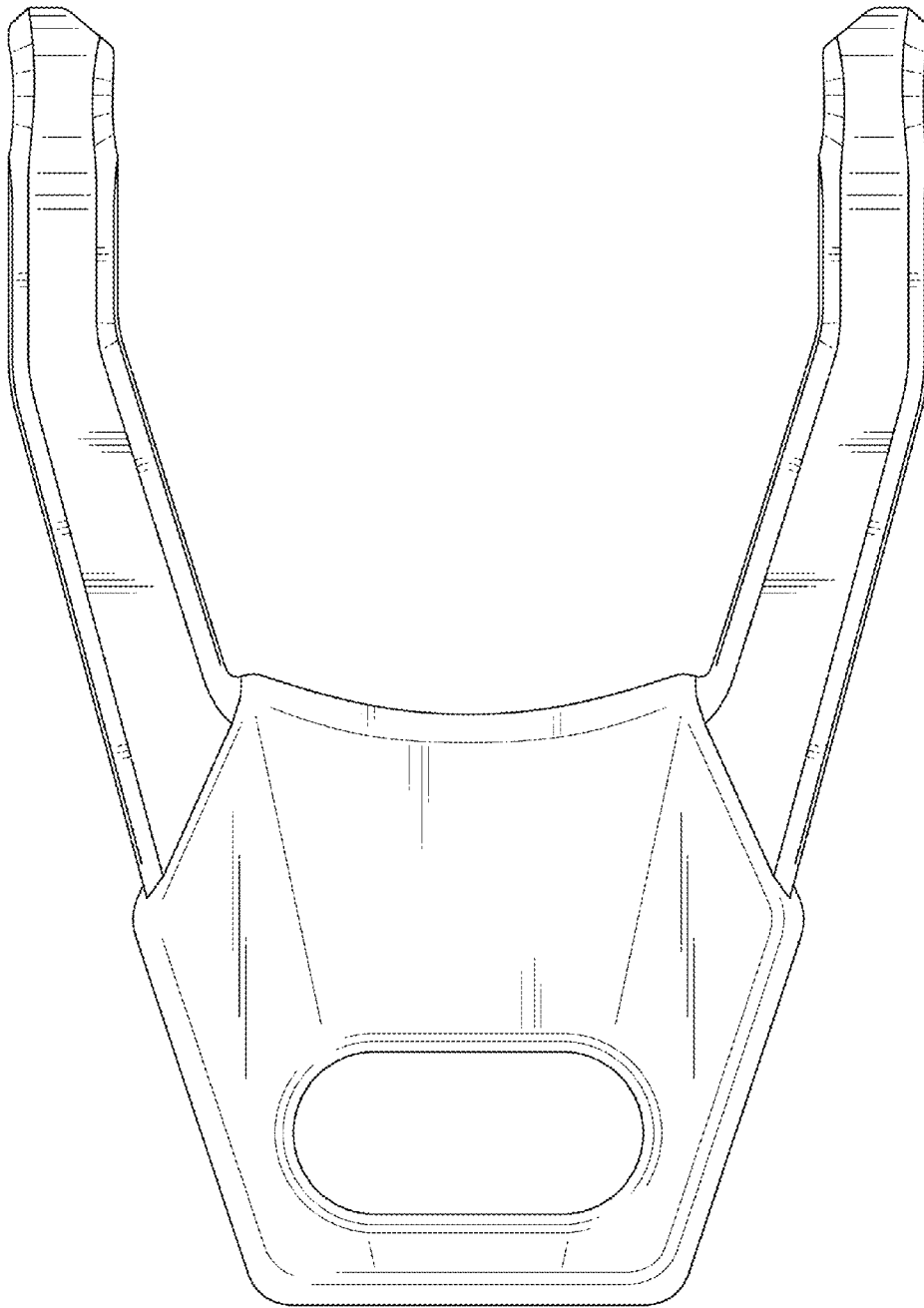


Fig. 4

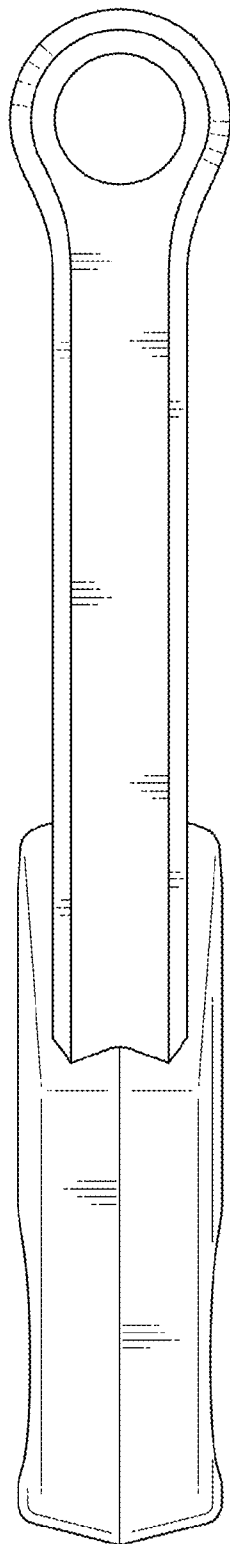


Fig. 5

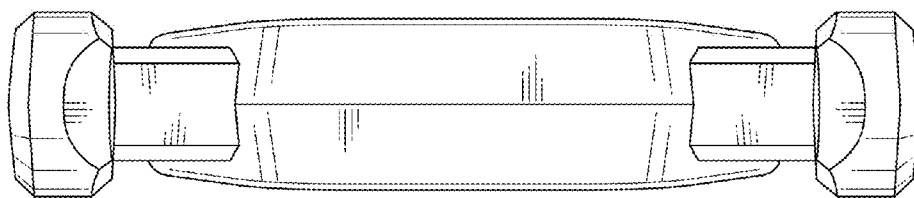


Fig. 6

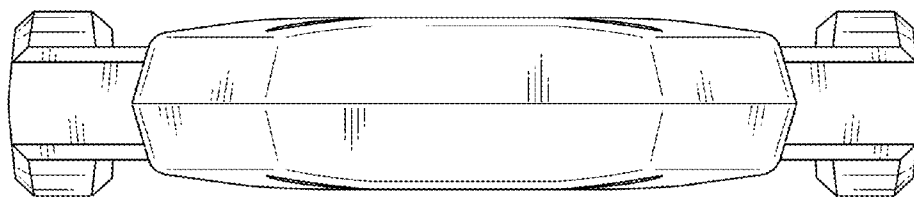


Fig. 7

