



US00D428609S

# United States Patent [19]

[11] Patent Number: **Des. 428,609**

Williams

[45] Date of Patent: \*\* \*Jul. 25, 2000

[54] **COMBINED TELEVISION AND RADIO CONSOLE**

[76] Inventor: **James J. Williams**, 511 Egan St., Apt. 1, Shreveport, La. 71101

[\*] Notice: This patent is subject to a terminal disclaimer.

[\*\*] Term: **14 Years**

[21] Appl. No.: **29/051,974**

[22] Filed: **Mar. 20, 1996**

[51] **LOC (7) Cl.** ..... **14-03**

[52] **U.S. Cl.** ..... **D14/129; D14/133**

[58] **Field of Search** ..... D14/113, 124-134; 312/7.2; 348/789, 836, 838

[56] **References Cited**

**U.S. PATENT DOCUMENTS**

- D. 266,423 10/1982 Boldt et al. .... D14/128
- D. 273,836 5/1984 Ohyama ..... D7/351
- D. 277,482 2/1985 Matsuda et al. .... D14/239

- D. 317,306 6/1991 Hong ..... D14/129
- D. 317,604 6/1991 Abe et al. .... D14/133
- D. 319,230 8/1991 Sugiyama ..... D14/133
- D. 319,639 9/1991 Ihara ..... D14/129
- D. 354,054 1/1995 Shitama ..... D14/129
- D. 369,795 5/1996 Williams ..... D14/129
- 5,023,706 6/1991 Sandberg ..... 358/254

*Primary Examiner*—Sandra L. Morris

*Assistant Examiner*—Richelle Shelton

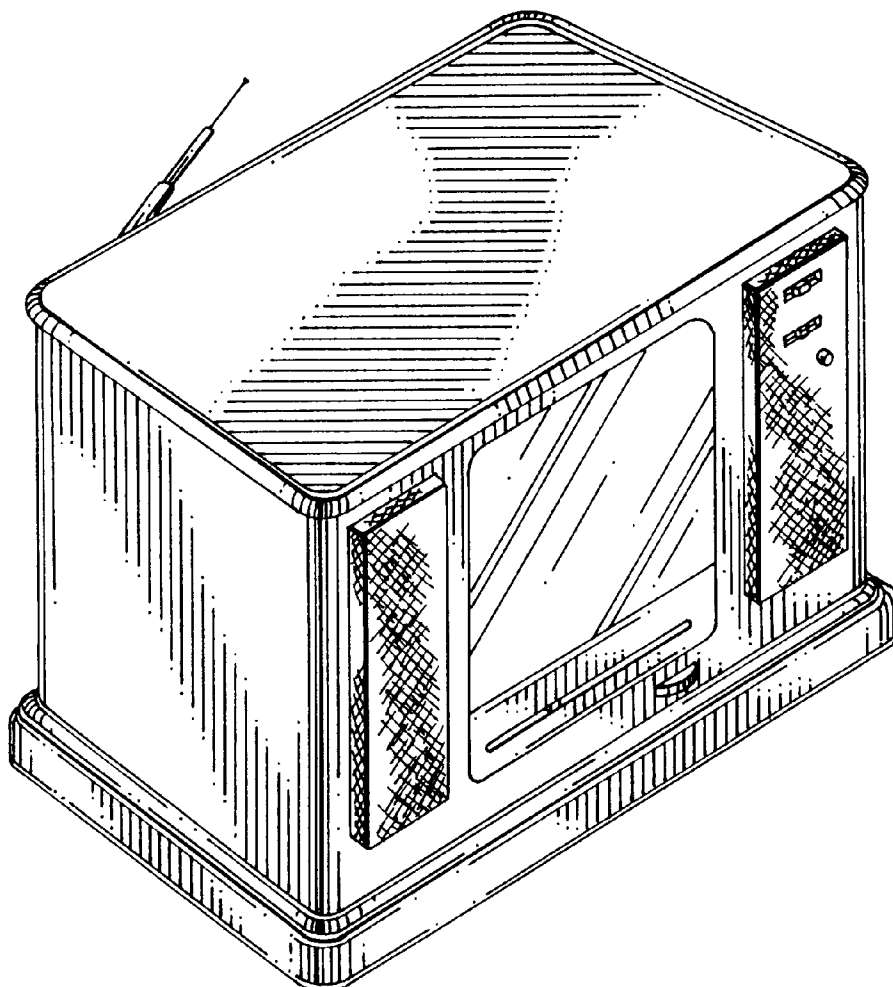
[57] **CLAIM**

The ornamental design for a combined television, and radio console, as shown and described.

**DESCRIPTION**

FIG. 1 is a front, left side perspective view of a combined, television, and radio console showing my new design; FIG. 2 is an enlarged front elevation view thereof; FIG. 3 is an enlarged rear elevation view thereof; FIG. 4 is an enlarged right side elevation view thereof; FIG. 5 is a top plan view thereof; and, FIG. 6 is a bottom plan view thereof.

**1 Claim, 1 Drawing Sheet**



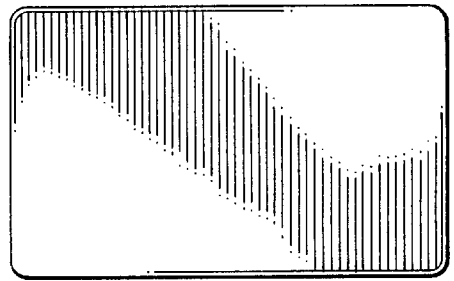
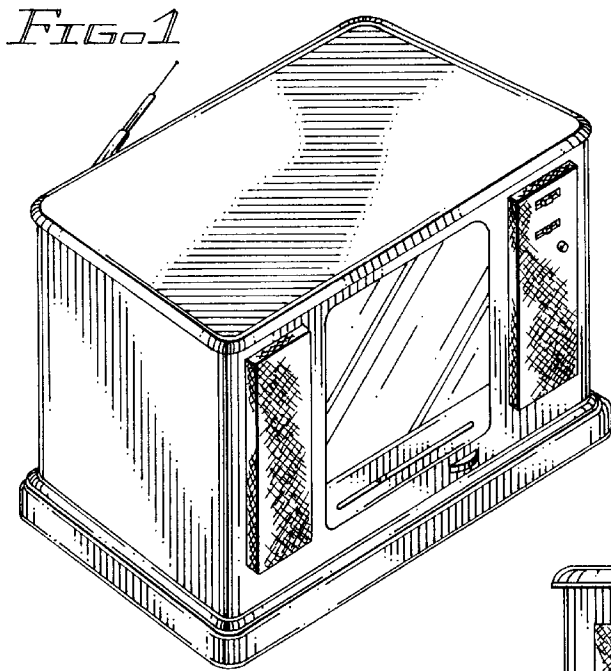


FIG. 6

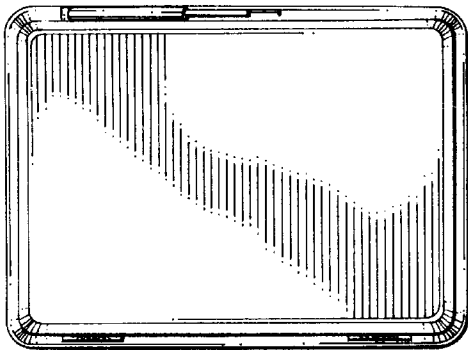


FIG. 5

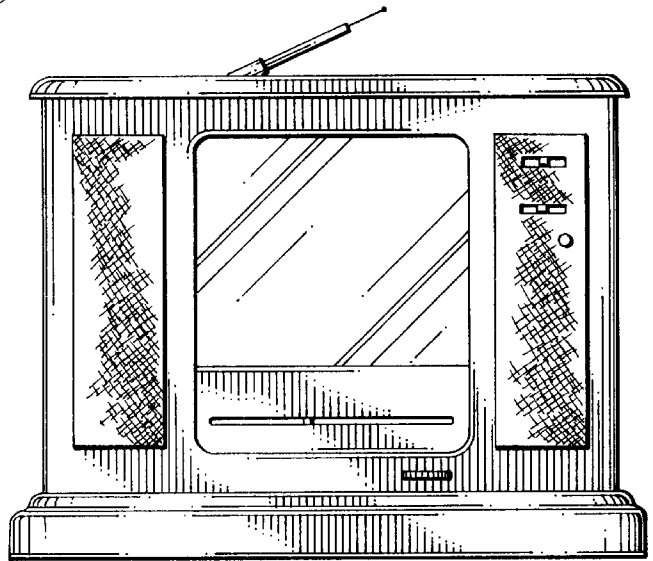


FIG. 2

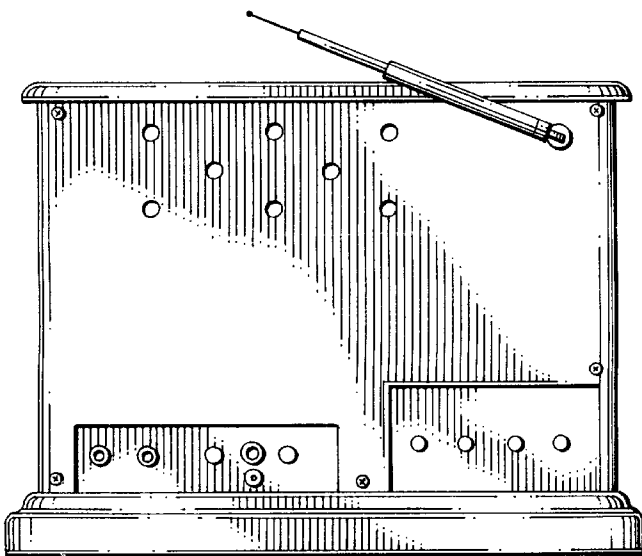


FIG. 3

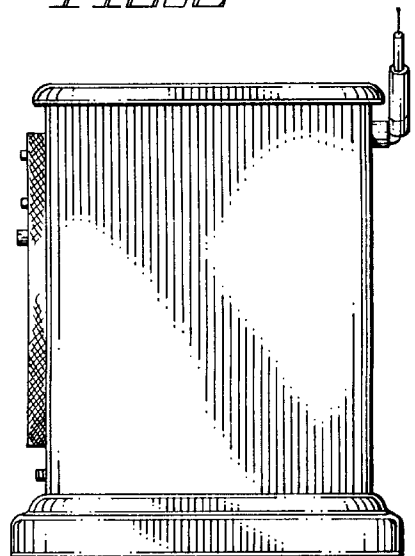


FIG. 4