

(19) AUSTRALIAN PATENT OFFICE

(54) Title
Guanidinobenzamides as MC4-R agonists

(51)⁶ International Patent Classification(s)
C07C 279/00

(21) Application No: **2001288604** (22) Application Date: **2001.08.31**

(87) WIPO No: **WO02/18327**

(30) Priority Data

(31) Number	(32) Date	(33) Country
60245579	2000.11.06	US
60230565	2000.08.31	US
		7

(43) Publication Date : **2002.03.13**

(43) Publication Journal Date : **2002.06.06**

(71) Applicant(s)
Chiron Corporation

(72) Inventor(s)
Boyce, Rustum; Chu, Daniel; Renhowe, Paul A.; Myles, David ; Johnson, Kirk; Tozzo, Effie; Duhl, David; Ni, Zhi-Jie

(74) Agent/Attorney
Cullen & Co, GPO Box 1074, BRISBANE, QLD, 4001

(56) Related Art
AU 66216/00
Marc J., et al., Bull. Soc. Chim. Fr., 1968, 1, 376-382

(12) INTERNATIONAL APPLICATION PUBLISHED UNDER THE PATENT COOPERATION TREATY (PCT)

(19) World Intellectual Property Organization
International Bureau



(43) International Publication Date
7 March 2002 (07.03.2002)

PCT

(10) International Publication Number
WO 02/018327 A3

(51) International Patent Classification⁷: C07D 295/20,
C07C 279/18, A61K 31/155, 31/495, A61P 3/00, C07D
309/14, 213/40, 213/82, 233/54, 243/08, 241/42

(21) International Application Number: PCT/US01/27206

(22) International Filing Date: 31 August 2001 (31.08.2001)

(25) Filing Language: English

(26) Publication Language: English

(30) Priority Data:
60/230,565 31 August 2000 (31.08.2000) US
60/245,579 6 November 2000 (06.11.2000) US

(71) Applicant (for all designated States except US): CHI-
RON CORPORATION [US/US]; 4560 Horton Street,
Emeryville, CA 94608-2916 (US).

(72) Inventors; and

(75) Inventors/Applicants (for US only): RENHOWE, Paul,
A. [US/US]; 262 Stetson Drive, Danville, CA 94506 (US).

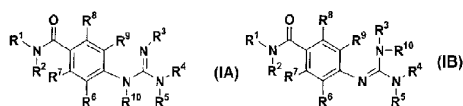
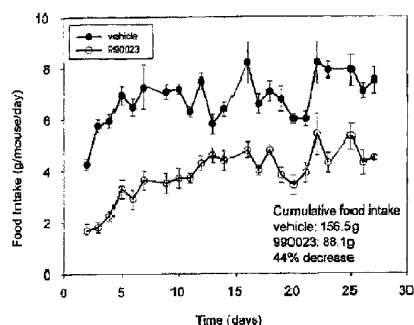
CHU, Daniel [US/US]; 3767 Benton Street, Santa Clara,
CA 95051 (US). BOYCE, Rustum [US/US]; 1818 Broad-
way, #206, San Francisco, CA 94109 (US). NI, Zhi-Jie
[US/US]; 34497 Winslow Terrace, Fremont, CA 94555
(US). DUHL, David [US/US]; 2720 Camino Lenada,
Oakland, CA 94611 (US). TOZZO, Effie [FR/US]; 101
Wooten Drive, Walnut Creek, CA 94596 (US). JOHN-
SON, Kirk [US/US]; 147 Brookfield Drive, Moraga, CA
94556 (US). MYLES, David [US/US]; 14 Eagle Hill,
Kensington, CA 94707 (US).

(74) Agent: FRIEDRICHSEN, Bernard; Foley & Lardner,
150 East Gilman Street, P.O. Box 1497, Madison, WI
53701-1497 (US).

(81) Designated States (national): AE, AG, AL, AM, AT, AU,
AZ, BA, BB, BG, BR, BY, BZ, CA, CH, CN, CO, CR, CU,
CZ, DE, DK, DM, DZ, EC, EE, ES, FI, GB, GD, GE, GH,
GM, HR, HU, ID, IL, IN, IS, JP, KE, KG, KP, KR, KZ, LC,
LK, LR, LS, LT, LU, LV, MA, MD, MG, MK, MN, MW,
MX, MZ, NO, NZ, PH, PL, PT, RO, RU, SD, SE, SG, SI,
SK, SL, TJ, TM, TR, TT, TZ, UA, UG, US, UZ, VN, YU,
ZA, ZW.

[Continued on next page]

(54) Title: GUANIDINO BENZAMIDES AS MC4-R AGONISTS



(57) Abstract: Compounds of formula (IA) and (IB) are new where the variables R¹ through R¹⁰ have the values set forth herein. Such compounds have use in treating diseases such as obesity and type II diabetes, and may be provided as pharmaceutical formulations in conjunction with a pharmaceutically acceptable carrier.



(84) Designated States (regional): ARIPO patent (GH, GM, KE, LS, MW, MZ, SD, SL, SZ, TZ, UG, ZW), Eurasian patent (AM, AZ, BY, KG, KZ, MD, RU, TJ, TM), European patent (AT, BE, CH, CY, DE, DK, ES, FI, FR, GB, GR, IE, IT, LU, MC, NL, PT, SE, TR), OAPI patent (BF, BJ, CF, CG, CI, CM, GA, GN, GQ, GW, ML, MR, NI, SN, TD, TG).

(88) Date of publication of the international search report:
8 August 2002

For two-letter codes and other abbreviations, refer to the "Guidance Notes on Codes and Abbreviations" appearing at the beginning of each regular issue of the PCT Gazette.

Published:
with international search report

NOVEL GUANIDINO BENZAMIDES

Field of the Invention

5 This invention relates to melanocortin-4 receptor (MC4-R) agonists and methods of their preparation. The invention also relates to methods of treating melanocortin-4 receptor-mediated diseases, such as obesity or diabetes, by activating the melanocortin-4 receptor with compounds provided herein.

10 Background of the Invention

 Melanocortins are peptide products resulting from post-translational processing of pro-opiomelanocortin and are known to have a broad array of physiological activities. The natural melanocortins include the different types of melanocyte stimulating hormone (α -MSH, β -MSH, γ -MSH) and ACTH. Of these, α -MSH and ACTH are considered to be the main
15 endogenous melanocortins.

 The melanocortins mediate their effects through melanocortin receptors (MC-Rs), a subfamily of G-protein coupled receptors. There are at least five different receptor subtypes (MC1-R to MC5-R). MC1-R mediates
20 pigmentation of the hair and skin. MC2-R mediates the effects of ACTH on steroidogenesis in the adrenal gland. MC3-R and MC4-R are predominantly expressed in the brain. MC5-R is considered to have a role in the exocrine gland system.

 The melanocortin-4 receptor (MC4-R) is a seven-
25 transmembrane receptor. MC4-R may participate in modulating the flow of visual and sensory information, coordinate aspects of somatomotor control, and/or participate in the modulation of autonomic outflow to the heart. K. G. Mountjoy *et al.*, *Science*, 257:1248-125 (1992). Significantly, inactivation of

this receptor by gene targeting has resulted in mice that develop a maturity onset obesity syndrome associated with hyperphagia, hyperinsulinemia, and hyperglycemia. D. Husznar *et al.*, *Cell*, 88(1): 131-41 (1997). MC4-R has also been implicated in other disease states including erectile disorders, cardiovascular disorders, neuronal injuries or disorders, inflammation, fever, cognitive disorders, and sexual behavior disorders. M. E. Hadley and C. Haskell-Luevano, The proopiomelanocortin system, *Ann. N. Y. Acad. Sci.*, 885:1 (1999).

Furthermore, observations in connection with endogenous MCx-R antagonists indicate that MC4-R is implicated in endogenous energy regulation. For example, an agouti protein is normally expressed in the skin and is an antagonist of the cutaneous MC receptor involved in pigmentation, MC1-R. M. M. Ollmann *et al.*, *Science*, 278:135-138 (1997). However, overexpression of agouti protein in mice leads to a yellow coat color due to antagonism of MC1-R and increased food intake and body weight due to antagonism of MC4-R. L. L. Kiefer *et al.*, *Biochemistry*, 36: 2084-2090 (1997); D. S. Lu *et al.*, *Nature*, 371:799-802 (1994). Agouti related protein (AGRP), an agouti protein homologue, antagonizes MC4-R but not MC1-R. T. M. Fong *et al.*, *Biochem. Biophys. Res. Commun.* 237:629-631 (1997). Administration of AGRP in mice increases food intake and causes obesity but does not alter pigmentation. M. Rossi *et al.*, *Endocrinology*, 139:4428-4431 (1998). Together, this research indicates that MC4-R participates in energy regulation, and therefore, identifies this receptor as a target for a rational drug design for the treatment of obesity.

In connection with MC4-R and its uncovered role in the etiology of obesity and food intake, the prior art includes reports of compounds and compositions that act as agonists or antagonists of MC4-R. As examples, U.S. Patent No. 6,060,589 describes polypeptides that are capable of modulating signaling activity of melanocortin receptors. Also, U.S. Patent Nos. 6,054,556 and 5,731,408 describe families of agonists and antagonists for MC4-R receptors that are lactam heptapeptides having a cyclic structure.

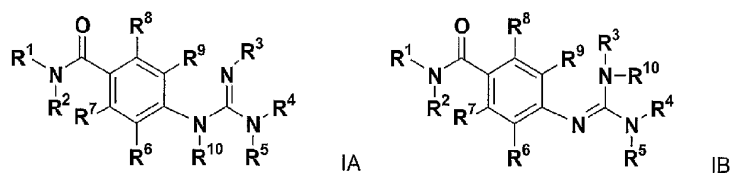
WO 01/10842 discloses MC4-R binding compounds having a multitude of structures and methods of using such compounds to treat MC4-R associated disorders. Some of the compounds described include amidino- and guanidino-containing arenes and heteroarenes.

- 5 Other guanidine-containing compounds having a variety of biological activities are also known in the prior art. For example, U.S. patent No. 4,732,916 issued to Satoh *et al.* discloses guanidine compounds useful as antiulcer agents; U.S. Patent No. 4,874,864, U.S. Patent No. 4,949,891, and U.S. Patent No. 4,948,901 issued to Schnur *et al.* and EP 0343 894
- 10 disclose guanidino compounds useful as protease inhibitors and as anti-plasmin and anti-thrombin agents; and U.S. Patent No. 5,352,704 issued to Okuyama *et al.* discloses a guanidino compound useful as an antiviral agent. Guanidine-containing compounds are also disclosed in other references. For example, U.S. Patent No. 6,030,985 issued to Gentile *et al.* discloses
- 15 guanidine compounds useful for treating and preventing conditions in which inhibition of nitric oxide synthetase is beneficial such as stroke, schizophrenia, anxiety, and pain. U.S. Patent No. 5,952,381 issued to Chen *et al.* discloses certain guanidine compounds for use in selectively inhibiting or antagonizing $\alpha_v\beta_3$ integrins.
- 20 Various 5-, 6-, and 7- membered fully saturated 1-azacarbocyclic-2-ylidene derivatives of guanidine are disclosed as having anti-secretory and hypoglycemic activities by U.S. Patent No. 4,211,867 issued to Rasmussen. Such compounds are also taught as useful for the treatment of cardiovascular disease. Other guanidine derivatives are
- 25 disclosed by U.S. Patent No. 5,885,985 issued to Macdonald *et al.* as useful in therapy to treat inflammation.

- Nevertheless, there remains a need for potent and specific agonists of MC4-R that are low molecular weight non-peptide small molecules. Methods of treating a melanocortin-4 receptor mediated disease,
- 30 such as obesity, with such non-peptide drugs, are also particularly desirable.

Summary of the Invention

The instant invention provides potent and specific agonists of MC4-R that are low molecular weight non-peptide small molecules. Thus, there has been provided, in accordance with one aspect of the invention, a compound of either formula IA or IB:



wherein

10 R^1 is selected from the group consisting of H, and substituted and unsubstituted arylalkyl, heteroarylalkyl, aryl, heteroaryl, heterocyclyl, cycloalkyl, heterocyclalkyl, cycloalkylalkyl, alkenyl, alkynyl, and alkyl groups;

R^2 is selected from the group consisting of substituted and unsubstituted arylalkyl, heteroarylalkyl, aryl, heteroaryl, heterocyclyl, 15 cycloalkyl, heterocyclalkyl, cycloalkylalkyl, alkenyl, alkynyl, and alkyl groups;

R^3 is selected from the group consisting of substituted and unsubstituted alkyl, alkenyl, alkynyl, cycloalkyl, heteroaryl, heterocyclyl, heterocyclalkyl, arylalkyl, heteroarylalkyl, and cycloalkylalkyl groups;

20 R^4 is selected from the group consisting of H, and substituted and unsubstituted alkyl, alkenyl, alkynyl, cycloalkyl, aryl, heteroaryl, heterocyclyl, arylalkyl, heteroarylalkyl, and cycloalkylalkyl groups;

R^5 is selected from the group consisting of substituted and unsubstituted alkyl, alkenyl, alkynyl, cycloalkyl, aryl, heteroaryl, heterocyclyl, arylalkyl, heteroarylalkyl, and cycloalkylalkyl groups; or

R^4 and R^5 , together with the nitrogen to which they are bound, form a substituted or unsubstituted heterocyclyl or heteroaryl group;

R^6 , R^7 , R^8 , and R^9 may be the same or different, and are each independently selected from the group consisting of H, Cl, I, F, Br, OH, NH_2 ,
5 CN, NO_2 , and substituted and unsubstituted alkoxy, amino, alkyl, alkenyl, alkynyl, alkylamino, dialkylamino, cycloalkyl, heterocyclylamino, heteroarylamino, aminocarbonyl, alkylaminocarbonyl, dialkylaminocarbonyl, cycloalkylaminocarbonyl, arylaminocarbonyl, heterocyclylaminocarbonyl, and heteroarylaminocarbonyl groups; and

10 R^{10} is selected from the group consisting of H, and substituted and unsubstituted alkyl, alkenyl, alkynyl, cycloalkylalkyl, aryl, and arylalkyl groups.

Compounds provided by the invention further include prodrugs of the compounds of either formula IA or IB, pharmaceutically acceptable salts
15 thereof, stereoisomers thereof, tautomers thereof, hydrates thereof, hydrides thereof, or solvates thereof.

In one embodiment, R^2 is selected from the group consisting of substituted and unsubstituted arylalkyl, alkenyl, heteroarylalkyl, and heterocyclylalkyl groups.

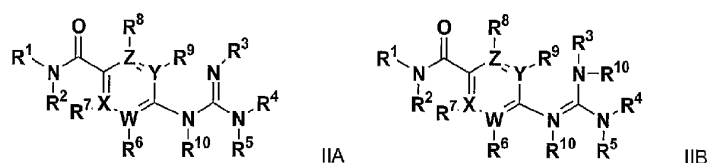
20 In another embodiment, R^3 is selected from the group consisting of substituted and unsubstituted cycloalkyl, alkenyl, alkyl, and aryl groups.

In another embodiment, R^4 and R^5 may be the same or different and are each independently selected from the group consisting of substituted and unsubstituted alkyl, arylalkyl, and heteroarylalkyl groups.

25 In another embodiment, R^4 and R^5 , together with the nitrogen to which they are bound, form a substituted or unsubstituted heterocyclyl group.

In another embodiment, R⁴ and R⁵, together with the nitrogen to which they are bound, form a substituted or unsubstituted saturated heterocyclyl group comprising at least one heteroatom selected from the group consisting of O, S, and N in addition to the N atom to which R⁴ and R⁵ are bound.

There has also been provided, in accordance with another aspect of the invention, a compound of either formula IIA or IIB:



wherein

at least one of W, X, Y, or Z is a nitrogen atom, forming, e.g., a pyridyl group;

R¹ is selected from the group consisting of H, and substituted and unsubstituted arylalkyl, heteroarylalkyl, aryl, heteroaryl, heterocyclyl, cycloalkyl, heterocyclalkyl, cycloalkylalkyl, alkenyl, alkynyl, and alkyl groups;

R² is selected from the group consisting of substituted and unsubstituted arylalkyl, heteroarylalkyl, aryl, heteroaryl, heterocyclyl, cycloalkyl, heterocyclalkyl, cycloalkylalkyl, alkenyl, alkynyl, and alkyl groups;

R³ is selected from the group consisting of H and substituted and unsubstituted alkyl, alkenyl, alkynyl, cycloalkyl, heteroaryl, heterocyclyl, heterocyclalkyl, arylalkyl, heteroarylalkyl, and cycloalkylalkyl groups;

R⁴ is selected from the group consisting of H, and substituted and unsubstituted alkyl, alkenyl, alkynyl, cycloalkyl, aryl, heteroaryl, heterocyclyl, arylalkyl, heteroarylalkyl, and cycloalkylalkyl groups;

R⁵ is selected from the group consisting of substituted and unsubstituted alkyl, alkenyl, alkynyl, cycloalkyl, aryl, heteroaryl, heterocyclyl, arylalkyl, heteroarylalkyl, and cycloalkylalkyl groups; or

- 5 R⁴ and R⁵, together with the nitrogen to which they are bound, form a substituted or unsubstituted heterocyclyl or heteroaryl group;

- R⁶, R⁷, R⁸, and R⁹ may be the same or different, and are each independently selected from the group consisting of H, Cl, I, F, Br, OH, NH₂, CN, NO₂, and substituted and unsubstituted alkoxy, amino, alkyl, alkenyl, alkynyl, alkylamino, dialkylamino, cycloalkyl, heterocyclylamino, heteroarylamino, aminocarbonyl, alkylaminocarbonyl, dialkylaminocarbonyl, cycloalkylaminocarbonyl, arylaminocarbonyl, heterocyclylaminocarbonyl, and heteroarylaminocarbonyl groups;
- 10

wherein R⁶ may be absent if W is a nitrogen atom;

wherein R⁷ may be absent if X is a nitrogen atom;

- 15 wherein R⁸ may be absent if Z is a nitrogen atom;

wherein R⁹ may be absent if Y is a nitrogen atom; and

R¹⁰ is selected from the group consisting of H, and substituted and unsubstituted alkyl, alkenyl, alkynyl, cycloalkylalkyl, aryl, and arylalkyl groups.

- 20 Compounds of either formula IIA or IIB provided by the invention further include prodrugs thereof, pharmaceutically acceptable salts thereof, stereoisomers thereof, tautomers thereof, hydrates thereof, hydrides thereof, or solvates thereof.

- In another embodiment, R² is selected from the group consisting of substituted and unsubstituted arylalkyl, alkenyl, heteroarylalkyl, and heterocyclylalkyl groups.
- 25

In another embodiment, R³ is selected from the group consisting of substituted and unsubstituted cycloalkyl, alkenyl, alkyl, and aryl groups.

In another embodiment, R⁴ and R⁵ may be the same or different and are each independently selected from the group consisting of substituted
5 and unsubstituted alkyl, arylalkyl, and heteroarylalkyl groups.

In another embodiment, R⁴ and R⁵, together with the nitrogen to which they are bound, form a substituted or unsubstituted heterocyclyl group.

In another embodiment, R⁴ and R⁵, together with the nitrogen to which they are bound, form a substituted or unsubstituted saturated
10 heterocyclyl group comprising at least one heteroatom selected from the group consisting of O, S, and N in addition to the N atom to which R⁴ and R⁵ are bound.

There has also been provided, in accordance with another aspect of the invention, a composition comprising a compound according to
15 the instant invention and a pharmaceutically acceptable carrier.

There has also been provided, in accordance with another aspect of the invention, a method of treating an MC4-R mediated disease, comprising administering to a subject in need thereof, a compound or composition of the instant invention.

20 In one embodiment, a disease to be treated by those methods of the instant invention is obesity or type II diabetes.

Other objects, features and advantages of the present invention will become apparent from the following detailed description. It should be understood, however, that the detailed description and the specific examples,
25 while indicating preferred embodiments of the invention, are given by way of illustration only, since various changes and modifications within the spirit and scope of the invention will become apparent to those skilled in the art from this detailed description.

Brief Description of the Drawings

Figure 1 is a graph showing the reduction in food intake in obese mice treated intraperitoneally ("IP") with 4-[(N-cyclohexyl-3,5-dimethyl-piperazine-1-carboximidoyl)-amino]-N-[2-(2,4-dichlorophenyl)-ethyl]-benzamide for 4 weeks.

Figure 2 is a graph showing the reduction in body weight in obese mice treated IP with 4-[(N-cyclohexyl-3,5-dimethyl-piperazine-1-carboximidoyl)-amino]-N-[2-(2,4-dichlorophenyl)-ethyl]-benzamide for 4 weeks.

Figure 3 is a graph showing the reduction in fasting glucose levels in obese mice treated IP with 4-[(N-cyclohexyl-3,5-dimethyl-piperazine-1-carboximidoyl)-amino]-N-[2-(2,4-dichlorophenyl)-ethyl]-benzamide for 4 weeks.

Figure 4 is a graph showing glucose levels during oral glucose tolerance tests in obese mice treated IP with 4-[(N-cyclohexyl-3,5-dimethyl-piperazine-1-carboximidoyl)-amino]-N-[2-(2,4-dichlorophenyl)-ethyl]-benzamide.

Figure 5 is a graph showing the reduction in free fatty acid levels in obese mice treated IP with 4-[(N-cyclohexyl-3,5-dimethyl-piperazine-1-carboximidoyl)-amino]-N-[2-(2,4-dichlorophenyl)-ethyl]-benzamide.

Figure 6 is a graph showing the acute effect of IP treatment of 4-[(N-cyclohexyl-3,5-dimethyl-piperazine-1-carboximidoyl)-amino]-N-[2-(2,4-dichlorophenyl)-ethyl]-benzamide on insulin levels.

Detailed Description of the Preferred Embodiment

The instant invention relates to novel classes of small molecule melanocortin-4 receptor (MC4-R) agonists. These compounds can be formulated into compositions and are useful in activating MC4-R, or in the

treatment of MC4-R-mediated diseases, such as obesity, type II diabetes, erectile dysfunction, polycystic ovary disease, complications resulting from or associated with obesity and diabetes, and Syndrome X.

The following definitions are used throughout this specification.

- 5 Alkyl groups include straight chain and branched alkyl groups having 1 to about 8 carbon atoms. Examples of straight chain alkyl groups include methyl, ethyl, propyl, butyl, pentyl, hexyl, heptyl, and octyl groups. Examples of branched alkyl groups, include, but not limited to, isopropyl, sec-butyl, t-butyl, and isopentyl groups. Representative substituted alkyl groups
10 may be substituted one or more times with, for example, amino, thio, alkoxy, or halo groups such as F, Cl, Br, and I groups.

- Cycloalkyl groups are cyclic alkyl groups such as, but not limited to, cyclopropyl, cyclobutyl, cyclopentyl, cyclohexyl, cycloheptyl, and cyclooctyl groups. Cycloalkyl groups also includes rings that are substituted with
15 straight or branched chain alkyl groups as defined above, and further include cycloalkyl groups that are substituted with other rings including fused rings such as, but not limited to, decalanyl, tetrahydronaphthyl, and indanyl. Cycloalkyl groups also include polycyclic cycloalkyl groups such as, but not limited to, norbornyl, adamantyl, bornyl, camphenyl, isocamphenyl, and
20 carenyl groups. Representative substituted cycloalkyl groups may be mono-substituted or substituted more than once, such as, but not limited to, 2,2-, 2,3-, 2,4- 2,5- or 2,6-disubstituted cyclohexyl groups or mono-, di- or tri-substituted norbornyl or cycloheptyl groups, which may be substituted with, for example, alkyl, alkoxy, amino, thio, or halo groups.

- 25 Alkenyl groups are straight chain, branched or cyclic lower alkyl groups having 2 to about 8 carbon atoms, and further including at least one double bond, as exemplified, for instance, by vinyl, propenyl, 2-butenyl, 3-butenyl, isobutenyl, cyclohexenyl, cyclopentenyl, cyclohexadienyl, butadienyl, pentadienyl, and hexadienyl groups among others.

Alkynyl groups are straight chain or branched lower alkyl groups having 2 to about 8 carbon atoms, and further including at least one triple bond, as exemplified by groups, including, but not limited to, ethynyl, propynyl, and butynyl groups.

- 5 Aryl groups are cyclic aromatic hydrocarbons that do not contain heteroatoms. Thus aryl groups include, but are not limited to, phenyl, azulene, heptalene, biphenylene, indacene, fluorene, phenanthrene, triphenylene, pyrene, naphthacene, chrysene, biphenyl, anthracenyl, and naphthenyl groups. Although the phrase "aryl groups" includes groups
10 containing fused rings, such as fused aromatic-aliphatic ring systems, it does not include aryl groups that have other groups, such as alkyl or halo groups, bonded to one of the ring members. Rather, groups such as tolyl are referred to as substituted aryl groups. The phrase "aryl groups" includes groups bonded to one or more carbon atom(s), and/or nitrogen atom(s), in the
15 compounds of formulas I and II. Representative substituted aryl groups may be mono-substituted or substituted more than once, such as, but not limited to, 2-, 3-, 4-, 5-, or 6-substituted phenyl or benzyl groups, which may be substituted with groups including, but not limited to, amino, alkoxy, alkyl, or halo.
- 20 Cycloalkylalkyl groups are alkyl groups as defined above in which a hydrogen or carbon bond of an alkyl group is replaced with a bond to a cycloalkyl group as defined above.

- Arylalkyl groups are alkyl groups as defined above in which a hydrogen or carbon bond of an alkyl group is replaced with a bond to an aryl
25 group as defined above.

Heterocyclyl groups are nonaromatic ring compounds containing 3 or more ring members, of which, one or more is a heteroatom such as, but not limited to, N, O, and S. The phrase "heterocyclyl group" includes fused ring species including those comprising fused aromatic and nonaromatic

groups. The phrase also includes polycyclic ring systems containing a heteroatom such as, but not limited to, quinuclidyl. However, the phrase does not include heterocyclyl groups that have other groups, such as alkyl or halo groups, bonded to one of the ring members. Rather, these are referred to as

5 "substituted heterocyclyl groups". Heterocyclyl groups include, but are not limited to, piperazino, morpholino, thiomorpholino, pyrrolidino, piperidino and homopiperazino groups. Representative substituted heterocyclyl groups may be mono-substituted or substituted more than once, such as, but not limited to morpholino or piperazino groups, which are 2-, 3-, 4-, 5-, or 6-substituted, or

10 disubstituted with groups including, but not limited to, amino, alkoxy, alkyl, or halo.

Heteroaryl groups are aromatic ring compounds containing 3 or more ring members, of which, one or more is a heteroatom such as, but not limited to, N, O, and S. Heteroaryl groups include, but are not limited to,

15 groups such as furan, thiophene, pyrrole, isopyrrole, diazole, imidazole, isoimidazole, triazole, dithiole, oxathiole, isoxazole, oxazole, thiazole, isothiazole, oxadiazole, oxatriazole, dioxazole, oxathiazole, pyran, dioxin, pyridine, pyrimidine, pyridazine, pyrazine, triazine, oxazine, isoxazine, oxathiazine, azepin, oxepin, thiepin, diazepine, benzofuran, and

20 isobenzofuran. Although the phrase "heteroaryl groups" includes fused ring compounds, the phrase does not include heteroaryl groups that have other groups bonded to one of the ring members, such as alkyl groups. Rather, heteroaryl groups with such substitution are referred to as "substituted heteroaryl groups". Representative substituted heteroaryl groups may be

25 substituted one or more times with groups including, but not limited to, amino, alkoxy, alkyl, or halo.

Heterocyclylalkyl groups are alkyl groups as defined above in which a hydrogen or carbon bond of an alkyl group is replaced with a bond to a heterocyclyl group as defined above.

Heteroarylalkyl groups are alkyl groups as defined above in which a hydrogen or carbon bond of an alkyl group is replaced with a bond to a heteroaryl group as defined above.

Aminocarbonyl groups are groups of the formula $RR'NC(O)-$,
5 wherein R or R' may be the same or different, and each is independently selected from H, or substituted or unsubstituted alkyl, cycloalkyl, aryl, heterocyclyl or heteroaryl groups, as defined above.

In general, "substituted" refers to a group as defined above in which one or more bonds to a hydrogen atom contained therein are replaced
10 by a bond to non-hydrogen or non-carbon atoms such as, but not limited to, a halogen atom such as F, Cl, Br, and I; an oxygen atom in groups such as hydroxyl groups, alkoxy groups, aryloxy groups, and ester groups; a sulfur atom in groups such as thiol groups, alkyl and aryl sulfide groups, sulfone groups, sulfonyl groups, and sulfoxide groups; a nitrogen atom in groups such
15 as amines, amides, alkylamines, dialkylamines, arylamines, alkylarylamines, diarylamines, N-oxides, imides, and enamines; a silicon atom in groups such as in trialkylsilyl groups, dialkylarylsilyl groups, alkylarylsilyl groups, and triarylsilyl groups; and other heteroatoms in various other groups. Substituted alkyl groups and also substituted cycloalkyl groups also include groups in
20 which one or more bonds to a carbon(s) or hydrogen(s) atom is replaced by a bond to a heteroatom such as oxygen in carbonyl, carboxyl, and ester groups; nitrogen in groups such as imines, oximes, hydrazones, and nitriles.

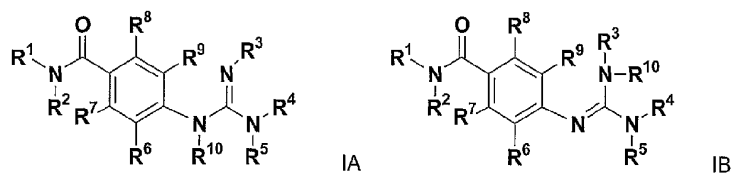
Substituted cycloalkyl, substituted aryl, substituted heterocyclyl and substituted heteroaryl also include rings and fused ring systems in which
25 a bond to a hydrogen atom is replaced with a bond to a carbon atom. Therefore, substituted cycloalkyl, substituted aryl, substituted heterocyclyl and substituted heteroaryl groups may be substituted with alkyl groups as defined above.

Pharmaceutically acceptable salts include a salt with an inorganic base, organic base, inorganic acid, organic acid, or basic or acidic amino acid. As salts of inorganic bases, the invention includes, for example, alkali metals such as sodium or potassium, alkali earth metals such as calcium and magnesium or aluminum, and ammonia. As salts of organic bases, the invention includes, for example, trimethylamine, triethylamine, pyridine, picoline, ethanolamine, diethanolamine, triethanolamine. As salts of inorganic acids, the instant invention includes, for example, hydrochloric acid, hydroboric acid, nitric acid, sulfuric acid, and phosphoric acid. As salts of organic acids, the instant invention includes, for example, formic acid, acetic acid, trifluoroacetic acid, fumaric acid, oxalic acid, tartaric acid, maleic acid, citric acid, succinic acid, malic acid, methanesulfonic acid, benzenesulfonic acid, and p-toluenesulfonic acid. As salts of basic amino acids, the instant invention includes, for example, arginine, lysine and ornithine. Acidic amino acids include, for example, aspartic acid and glutamic acid.

Prodrugs, as used in the context of the instant invention, includes those derivatives of the instant compounds which undergo in vivo metabolic biotransformation, by enzymatic or nonenzymatic processes, such as hydrolysis, to form a compound of the invention. Prodrugs can be employed to improve pharmaceutical or biological properties, as for example solubility, melting point, stability and related physicochemical properties, absorption, pharmacodynamics and other delivery-related properties.

The instant invention provides potent and specific agonists of MC4-R that are low molecular weight, non-peptide small molecules. In accordance with one aspect of the invention, the invention provides a first group of compounds of either formula IA or IB such as shown below.

15



Compounds of the invention further include prodrugs of the first group of compounds of either formula IA or IB, pharmaceutically acceptable salts thereof, stereoisomers thereof, tautomers thereof, hydrates thereof, hydrides thereof, or solvates thereof.

In the first group of compounds of formula IA and IB, R¹ is selected from H, substituted or unsubstituted arylalkyl groups, substituted or unsubstituted heteroarylalkyl groups, substituted or unsubstituted aryl groups, substituted or unsubstituted heteroaryl groups, substituted or unsubstituted heterocyclyl groups, substituted or unsubstituted cycloalkyl groups, substituted or unsubstituted heterocyclylalkyl groups, substituted or unsubstituted cycloalkylalkyl groups, substituted or unsubstituted alkenyl groups, substituted or unsubstituted alkynyl groups, or substituted or unsubstituted alkyl groups. In various embodiments, R¹ is H.

In the first group of compounds of formula IA and IB, R² is selected from substituted or unsubstituted arylalkyl groups, substituted or unsubstituted heteroarylalkyl groups, substituted or unsubstituted aryl groups, substituted or unsubstituted heteroaryl groups, substituted or unsubstituted heterocyclyl groups, substituted or unsubstituted cycloalkyl groups, substituted or unsubstituted heterocyclylalkyl groups, substituted or unsubstituted cycloalkylalkyl groups, substituted or unsubstituted alkenyl groups, substituted or unsubstituted alkynyl groups, or substituted or unsubstituted alkyl groups. In various embodiments, R² is selected from substituted or unsubstituted arylalkyl groups, substituted or unsubstituted alkenyl groups, substituted or unsubstituted heteroarylalkyl groups, or substituted or unsubstituted heterocyclylalkyl groups. In still other

embodiments, R^2 is a 2,4-disubstituted phenethyl groups such as, but not limited to a 2,4-dihalophenethyl group or a 2,4-dialkylphenethyl group. In still other embodiment, R^2 is selected from phenethyl, 2,4-dichlorophenethyl, 4-methoxyphenethyl, 4-bromophenethyl, 4-methylphenethyl, 4-chlorophenethyl, 5 4-chlorobenzyl, 4-ethylphenethyl, cyclohexenylethyl, 2-methoxyphenethyl, 2-chlorophenethyl, 2-fluorophenethyl, 3-methoxyphenethyl, 3-fluorophenethyl, thienylethyl, indolyethyl, 4-hydroxyphenethyl, 3,4-dimethoxyphenethyl, 2-chloro-4-iodophenethyl, 2-fluoro-4-methylphenethyl, 2-fluoro-4-bromophenethyl, 2-fluoro-4-methoxyphenethyl, 2-trifluoromethyl-4-10 fluorophenethyl, 2,4-difluorophenethyl, 2,4-dimethylphenethyl, or 2,4-dimethoxyphenethyl groups.

In the first group of compounds of formula IA and IB, R^3 is selected from substituted or unsubstituted alkyl groups, substituted or unsubstituted alkenyl groups, substituted or unsubstituted alkynyl groups, 15 substituted or unsubstituted cycloalkyl groups, substituted or unsubstituted heteroaryl groups, substituted or unsubstituted heterocyclyl groups, substituted or unsubstituted heterocyclylalkyl groups, substituted or unsubstituted arylalkyl groups, substituted or unsubstituted heteroarylalkyl groups, or substituted or unsubstituted cycloalkylalkyl groups. In various 20 embodiments, R^3 is selected from substituted or unsubstituted cycloalkyl groups, substituted or unsubstituted polycyclic cycloalkyl groups, substituted or unsubstituted alkenyl groups, substituted or unsubstituted alkyl groups, or substituted or unsubstituted aryl groups. In another embodiment, R^3 is selected from substituted or unsubstituted cyclohexyl groups, substituted or 25 unsubstituted 2-alkylcyclohexyl groups, substituted or unsubstituted 2,2-dialkylcyclohexyl groups, substituted or unsubstituted 2,3-dialkylcyclohexyl groups, substituted or unsubstituted 2,4-dialkylcyclohexyl groups, substituted or unsubstituted 2,5-dialkylcyclohexyl groups, substituted or unsubstituted 2,6-dialkylcyclohexyl groups, substituted or unsubstituted 3,4-30 dialkylcyclohexyl groups, substituted or unsubstituted 3-alkylcyclohexyl groups, substituted or unsubstituted 4-alkylcyclohexyl groups, substituted or

unsubstituted 3,3,5-trialkylcyclohexyl groups, substituted or unsubstituted cyclohexylmethyl groups, substituted or unsubstituted 2-aminocyclohexyl groups, substituted or unsubstituted 3-aminocyclohexyl groups, substituted or unsubstituted 4-aminocyclohexyl groups, substituted or unsubstituted 2,3-diaminocyclohexyl groups, substituted or unsubstituted 2,4-diaminocyclohexyl groups, substituted or unsubstituted 3,4-diaminocyclohexyl groups, substituted or unsubstituted 2,5-diaminocyclohexyl groups, substituted or unsubstituted 2,6-diaminocyclohexyl groups, substituted or unsubstituted 2,2-diaminocyclohexyl groups, substituted or unsubstituted 2-alkoxycyclohexyl groups, substituted or unsubstituted 3-alkoxycyclohexyl groups, substituted or unsubstituted 4-alkoxycyclohexyl groups, substituted or unsubstituted 2,3-dialkoxycyclohexyl groups, substituted or unsubstituted 2,4-dialkoxycyclohexyl groups, substituted or unsubstituted 3,4-dialkoxycyclohexyl groups, substituted or unsubstituted 2,5-dialkoxycyclohexyl groups, substituted or unsubstituted 2,6-dialkoxycyclohexyl groups, substituted or unsubstituted 2,2-dialkoxycyclohexyl groups, substituted or unsubstituted 2-alkylthiocyclohexyl groups, substituted or unsubstituted 3-alkylthiocyclohexyl groups, 4-alkylthiocyclohexyl groups, substituted or unsubstituted 2,3-dialkylthiocyclohexyl groups, substituted or unsubstituted 2,4-dialkylthiocyclohexyl groups, substituted or unsubstituted 3,4-dialkylthiocyclohexyl groups, substituted or unsubstituted 2,5-dialkylthiocyclohexyl groups, substituted or unsubstituted 2,6-dialkylthiocyclohexyl groups, substituted or unsubstituted 2,2-dialkylthiocyclohexyl groups, substituted or unsubstituted cyclopentyl groups, substituted or unsubstituted cycloheptyl groups, substituted or unsubstituted cyclohexenyl groups, substituted or unsubstituted isopropyl groups, substituted or unsubstituted n-butyl groups, substituted or unsubstituted cyclooctyl groups, substituted or unsubstituted 2-aryl cyclohexyl groups, substituted or unsubstituted 2-phenylcyclohexyl groups, substituted or unsubstituted 2-arylalkylcyclohexyl groups, substituted or unsubstituted 2-benzylcyclohexyl groups, substituted or unsubstituted 4-phenylcyclohexyl groups, substituted or unsubstituted adamantyl groups, substituted or

unsubstituted isocamphenyl groups, substituted or unsubstituted carenyl groups, substituted or unsubstituted 7,7-dialkylnorbornyl groups, substituted or unsubstituted bornyl groups, substituted or unsubstituted norbornyl groups, or substituted or unsubstituted decalinyl groups. In another embodiment, R³ is selected from substituted or unsubstituted cyclohexyl groups, substituted or unsubstituted 2-methylcyclohexyl groups, substituted or unsubstituted 2,2-dimethylcyclohexyl groups, substituted or unsubstituted 2,3-dimethylcyclohexyl groups, substituted or unsubstituted 2,4-dimethylcyclohexyl groups, substituted or unsubstituted 2,5-dimethylcyclohexyl groups, substituted or unsubstituted 2,6-dimethylcyclohexyl groups, substituted or unsubstituted 3,4-dimethylcyclohexyl groups, substituted or unsubstituted 3-methylcyclohexyl groups, substituted or unsubstituted 4-methylcyclohexyl groups, substituted or unsubstituted cyclohex-3-enyl groups, substituted or unsubstituted 3,3,5-trimethylcyclohexyl groups, substituted or unsubstituted 4-*t*-butylcyclohexyl groups, substituted or unsubstituted 2-methylcycloheptyl groups, substituted or unsubstituted cyclohexylmethyl groups, substituted or unsubstituted isopinocampheyl groups, substituted or unsubstituted 7,7-dimethylnorbornyl groups, substituted or unsubstituted 4-isopropylcyclohexyl groups, or 3-methylcycloheptyl groups.

In the first group of compounds of formula IA and IB, R⁴ is selected from hydrogen, substituted or unsubstituted alkyl groups, substituted or unsubstituted alkenyl groups, substituted or unsubstituted alkynyl groups, substituted or unsubstituted cycloalkyl groups, substituted or unsubstituted aryl groups, substituted or unsubstituted heteroaryl groups, substituted or unsubstituted heterocyclyl groups, substituted or unsubstituted arylalkyl groups, substituted or unsubstituted heteroarylalkyl groups, or substituted or unsubstituted cycloalkylalkyl groups.

In the first group of compounds of formula IA and IB, R⁵ is selected from substituted or unsubstituted alkyl groups, substituted or unsubstituted alkenyl groups, substituted or unsubstituted alkynyl groups,

substituted or unsubstituted cycloalkyl groups, substituted or unsubstituted aryl groups, substituted or unsubstituted heteroaryl groups, substituted or unsubstituted heterocyclyl groups, substituted or unsubstituted arylalkyl groups, substituted or unsubstituted heteroarylalkyl groups, or substituted or unsubstituted cycloalkylalkyl groups.

In alternative embodiments of the first group of compounds of formula IA and IB, R^4 and R^5 , together with the nitrogen to which they are bound, form a substituted or unsubstituted heterocyclyl or heteroaryl group. In another such embodiment, R^4 and R^5 , together with the nitrogen to which they are bound, form a substituted or unsubstituted saturated heterocyclyl group comprising at least one heteroatom selected from O, S, or N in addition to the N atom to which R^4 and R^5 are bound. In another embodiment, R^4 and R^5 , together with the nitrogen to which they are bound, form a substituted or unsubstituted heterocyclyl ring containing at least one additional nitrogen heteroatom. In still another embodiment, R^4 and R^5 , together with the nitrogen to which they are bound, form a substituted or unsubstituted heterocyclyl ring containing at least one additional oxygen heteroatom. Representative examples of the above-described heterocyclyl embodiments include those for which R^4 and R^5 together with the nitrogen atom to which they are attached form a substituted or unsubstituted piperazino, morpholino, pyrrolidino, piperidino, homopiperazino, or azepino group. In another, more specific, embodiment, R^4 and R^5 , together with the nitrogen to which they are bound, form a substituted piperazino; and, in still more specific embodiments, R^4 and R^5 , together with the nitrogen to which they are bound, form a substituted piperazino group optionally substituted by one or two alkyl groups, for example, one or two methyl groups.

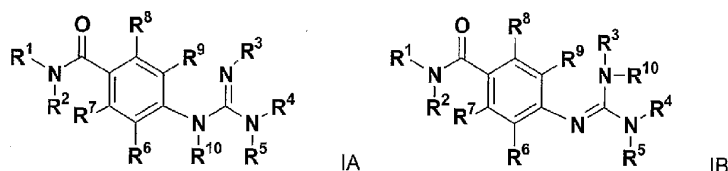
In another embodiment of the first group of compounds of formula IA and IB, R^4 is H and R^5 is selected from substituted or unsubstituted alkyl groups, substituted or unsubstituted arylalkyl groups, or substituted or unsubstituted heteroarylalkyl groups. In another embodiment, R^4 is H and R^5 is selected from substituted or unsubstituted dialkylaminoethyl groups,

- substituted or unsubstituted 4-ethylbenzyl groups, substituted or unsubstituted 3-chlorobenzyl groups, substituted or unsubstituted 2,4-dichlorobenzyl groups, substituted or unsubstituted 3-methylbenzyl groups, substituted or unsubstituted benzyl groups, substituted or unsubstituted 4-fluorobenzyl groups, substituted or unsubstituted 3-methoxybenzyl groups, substituted or unsubstituted 2-chlorobenzyl groups, or substituted or unsubstituted thiophene groups. In another embodiment, R^4 and R^5 may be the same or different and are each independently selected from substituted or unsubstituted alkyl groups, substituted or unsubstituted arylalkyl groups, or substituted or unsubstituted heteroarylalkyl groups. In another embodiment, R^4 and R^5 may be the same or different and are each independently selected from substituted or unsubstituted dialkylaminoethyl groups, substituted or unsubstituted 4-ethylbenzyl groups, substituted or unsubstituted 3-chlorobenzyl groups, substituted or unsubstituted 2,4-dichlorobenzyl groups, substituted or unsubstituted 3-methylbenzyl groups, substituted or unsubstituted benzyl groups, substituted or unsubstituted 4-fluorobenzyl groups, substituted or unsubstituted 3-methoxybenzyl groups, substituted or unsubstituted 2-chlorobenzyl groups, and substituted or unsubstituted thiophene groups.
- In the first group of compounds of formula IA and IB, R^6 , R^7 , R^8 , and R^9 may be the same or different, and are each independently selected from H, Cl, I, F, Br, OH, NH_2 , CN, NO_2 , substituted or unsubstituted alkoxy groups, substituted or unsubstituted amino groups, substituted or unsubstituted alkyl groups, substituted or unsubstituted alkenyl groups, substituted or unsubstituted alkynyl groups, substituted or unsubstituted alkylamino groups, substituted or unsubstituted dialkylamino groups, substituted or unsubstituted cycloalkyl groups, substituted or unsubstituted heterocyclamino groups, substituted or unsubstituted heteroarylamino groups, substituted or unsubstituted aminocarbonyl groups, substituted or unsubstituted alkylaminocarbonyl groups, substituted or unsubstituted dialkylaminocarbonyl groups, substituted or unsubstituted

cycloalkylaminocarbonyl groups, substituted or unsubstituted
 arylaminocarbonyl groups, substituted or unsubstituted
 heterocyclaminocarbonyl groups, or substituted or unsubstituted
 heteroarylaminocarbonyl groups.

- 5 In the first group of compounds of formula IA and IB, R¹⁰ is
 selected from H, substituted or unsubstituted alkyl groups, substituted or
 unsubstituted alkenyl groups, substituted or unsubstituted alkynyl groups,
 substituted or unsubstituted cycloalkylalkyl groups, substituted or
 unsubstituted aryl groups, or substituted or unsubstituted arylalkyl groups. In
 10 various embodiments, R¹⁰ is H.

There has also been provided, in accordance with another
 aspect of the invention, a second group of compound of either formula IA or
 IB:



Compounds of the invention further include prodrugs of the
 second group of compounds of either formula IA or IB, pharmaceutically
 acceptable salts thereof, stereoisomers thereof, tautomers thereof, hydrates
 thereof, hydrides thereof, or solvates thereof.

- 20 In the second group of compound of formula IA and IB, R¹ is
 selected from H, substituted or unsubstituted arylalkyl groups, substituted or
 unsubstituted heteroarylalkyl groups, substituted or unsubstituted aryl groups,
 substituted or unsubstituted heterocyclyl groups, substituted or unsubstituted
 cycloalkyl groups, substituted or unsubstituted heterocyclalkyl groups,
 25 substituted or unsubstituted cycloalkylalkyl groups, substituted or

unsubstituted alkenyl groups, substituted or unsubstituted alkynyl groups, or substituted or unsubstituted alkyl groups. In various embodiments, R^1 is H.

In the second group of compound of formula IA and IB, R^2 is selected from substituted or unsubstituted arylalkyl groups, substituted or unsubstituted heteroarylalkyl groups, substituted or unsubstituted aryl groups, substituted or unsubstituted heterocyclyl groups, substituted or unsubstituted cycloalkyl groups, substituted or unsubstituted heterocyclalkyl groups, substituted or unsubstituted cycloalkylalkyl groups, substituted or unsubstituted alkenyl groups, substituted or unsubstituted alkynyl groups, or substituted or unsubstituted alkyl groups. In another embodiment, R^2 is selected from substituted or unsubstituted arylalkyl, alkenyl, heteroarylalkyl, or heterocyclalkyl groups. In another embodiment, R^2 is 2,4-disubstituted phenethyl. In still another embodiment, R^2 is selected from 2,4-dihalophenethyl, or 2,4-dialkylphenethyl. In another embodiment, R^2 is selected from phenethyl, 2,4-dichlorophenethyl, 4-methoxyphenethyl, 4-bromophenethyl, 4-methylphenethyl, 4-chlorophenethyl, 4-chlorobenzyl, 4-ethylphenethyl, cyclohexenylethyl, 2-methoxyphenethyl, 2-chlorophenethyl, 2-fluorophenethyl, 3-methoxyphenethyl, 3-fluorophenethyl, thienylethyl, indolyethyl, 4-hydroxyphenethyl, 3,4-dimethoxyphenethyl, 2-chloro-4-iodophenethyl, 2-fluoro-4-methylphenethyl, 2-fluoro-4-bromophenethyl, 2-fluoro-4-methoxyphenethyl, 2-trifluoromethyl-4-fluorophenethyl, 2,4-difluorophenethyl, 2,4-dimethylphenethyl, or 2,4-dimethoxyphenethyl groups.

In the second group of compound of formula IA and IB, R^3 is selected from H, substituted or unsubstituted alkyl groups, substituted or unsubstituted alkenyl, alkynyl groups, substituted or unsubstituted cycloalkyl groups, substituted or unsubstituted aryl groups, substituted or unsubstituted heteroaryl groups, substituted or unsubstituted heterocyclyl groups, substituted or unsubstituted arylalkyl groups, substituted or unsubstituted heteroarylalkyl groups, or substituted or unsubstituted cycloalkylalkyl groups. In various embodiments, R^3 is selected from substituted or unsubstituted cycloalkyl groups, substituted or unsubstituted polycyclic cycloalkyl groups,

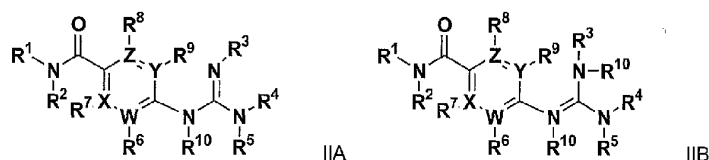
- substituted or unsubstituted alkenyl groups, substituted or unsubstituted alkyl groups, or substituted or unsubstituted aryl groups. In various embodiments, R^3 is selected from substituted or unsubstituted cyclohexyl, 2-alkylcyclohexyl, 2,2-dialkylcyclohexyl, 2,3-dialkylcyclohexyl, 2,4-dialkylcyclohexyl, 2,5-dialkylcyclohexyl, 2,6-dialkylcyclohexyl, 3,4-dialkylcyclohexyl, 3-alkylcyclohexyl, 4-alkylcyclohexyl, 3,3,5-trialkylcyclohexyl, cyclohexylmethyl, 2-aminocyclohexyl, 3-aminocyclohexyl, 4-aminocyclohexyl, 2,3-diaminocyclohexyl, 2,4-diaminocyclohexyl, 3,4-diaminocyclohexyl, 2,5-diaminocyclohexyl, 2,6-diaminocyclohexyl, 2,2-diaminocyclohexyl, 2-alkoxycyclohexyl, 3-alkoxycyclohexyl, 4-alkoxycyclohexyl, 2,3-dialkoxycyclohexyl, 2,4-dialkoxycyclohexyl, 3,4-dialkoxycyclohexyl, 2,5-dialkoxycyclohexyl, 2,6-dialkoxycyclohexyl, 2,2-dialkoxycyclohexyl, 2-alkylthiocyclohexyl, 3-alkylthiocyclohexyl, 4-alkylthiocyclohexyl, 2,3-dialkylthiocyclohexyl, 2,4-dialkylthiocyclohexyl, 3,4-dialkylthiocyclohexyl, 2,5-dialkylthiocyclohexyl, 2,6-dialkylthiocyclohexyl, 2,2-dialkylthiocyclohexyl, cyclopentyl, cycloheptyl, cyclohexenyl, isopropyl, n-butyl, cyclooctyl, 2-arylcyclohexyl, 2-phenylcyclohexyl, 2-arylalkylcyclohexyl, 2-benzylcyclohexyl, 4-phenylcyclohexyl, adamantyl, isocamphenyl, carenyl, 7,7-dialkylnorbornyl, bornyl, norbornyl, or decalanyl groups. In another embodiment, R^3 is selected from substituted or unsubstituted cyclohexyl, 2-methylcyclohexyl, 2,2-dimethylcyclohexyl, 2,3-dimethylcyclohexyl, 2,4-dimethylcyclohexyl, 2,5-dimethylcyclohexyl, 2,6-dimethylcyclohexyl, 3,4-dimethylcyclohexyl, 3-methylcyclohexyl, 4-methylcyclohexyl, cyclohexenyl, 3,3,5-trimethylcyclohexyl, 4-t-butylcyclohexyl, 2-methylcycloheptyl, cyclohexylmethyl, isopinocampheyl, 7,7-dimethylnorbornyl, 4-isopropylcyclohexyl, or 3-methylcycloheptyl groups.

- In the second group of compound of formula IA and IB, R^4 and R^5 , together with the N atom to which they are bound, form a substituted or unsubstituted saturated heterocyclyl group comprising at least one heteroatom selected from the group consisting of O, S, and N in addition to the N atom to which R^4 and R^5 are bound. In another embodiment, R^4 and R^5 ,

- together with the nitrogen to which they are bound, form a substituted or unsubstituted heterocyclyl ring containing at least one additional nitrogen heteroatom. In still another embodiment, R⁴ and R⁵, together with the nitrogen to which they are bound, form a substituted or unsubstituted
- 5 heterocyclyl ring containing at least one additional oxygen heteroatom. Representative examples of the above-described heterocyclyl embodiments include those for which R⁴ and R⁵ together with the nitrogen atom to which they are attached form a substituted or unsubstituted piperazino, morpholino, pyrrolidino, piperidino, homopiperazino, or azepino group. In another, more
- 10 specific, embodiment, R⁴ and R⁵, together with the nitrogen to which they are bound, form a substituted piperazino; and, in still more specific embodiments, R⁴ and R⁵, together with the nitrogen to which they are bound, form a substituted piperazino group optionally substituted by one or two alkyl groups, for example, one or two methyl groups.
- 15 In the second group of compound of formula IA and IB, R⁶, R⁷, R⁸, and R⁹ may be the same or different, and are each independently selected from H, Cl, I, F, Br, OH, NH₂, CN, NO₂, substituted or unsubstituted alkoxy groups, substituted or unsubstituted amino groups, substituted or unsubstituted alkyl groups, substituted or unsubstituted alkenyl groups,
- 20 substituted or unsubstituted alkynyl groups, substituted or unsubstituted alkylamino groups, substituted or unsubstituted dialkylamino groups, substituted or unsubstituted cycloalkyl groups, substituted or unsubstituted heterocyclylamino groups, substituted or unsubstituted heteroaryl amino groups, substituted or unsubstituted aminocarbonyl groups, substituted or
- 25 unsubstituted alkylaminocarbonyl groups, substituted or unsubstituted dialkylaminocarbonyl groups, substituted or unsubstituted cycloalkylaminocarbonyl groups, substituted or unsubstituted arylaminocarbonyl groups, substituted or unsubstituted heterocyclylaminocarbonyl groups, or substituted or unsubstituted
- 30 heteroarylaminocarbonyl groups.

In the second group of compound of formula IA and IB, R¹⁰ is selected from H, substituted or unsubstituted arylalkyl groups, substituted or unsubstituted heteroarylalkyl groups, substituted or unsubstituted aryl groups, substituted or unsubstituted heteroaryl groups, substituted or unsubstituted heterocyclyl groups, substituted or unsubstituted cycloalkyl groups, substituted or unsubstituted heterocyclylalkyl groups, substituted or unsubstituted cycloalkylalkyl groups, substituted or unsubstituted alkenyl groups, substituted or unsubstituted alkynyl groups, or substituted or unsubstituted alkyl groups. In one embodiment R¹⁰ is H.

There has also been provided, in accordance with another aspect of the invention, a compound of either formula IIA or IIB:



Compounds of the invention further include prodrugs of the compounds of either formula IIA or IIB, pharmaceutically acceptable salts thereof, stereoisomers thereof, tautomers thereof, hydrates thereof, hydrides thereof, or solvates thereof.

In the compounds of formula IIA and IIB, W, X, Y, and Z are carbon or nitrogen. In some embodiments, at least one of W, X, Y, or Z is a nitrogen atom. In more specific embodiments, three of W, X, Y, and Z are carbon, and one of W, X, Y, and Z is nitrogen, forming, thereby a pyridyl group. In more particular embodiments, each of X, Y, and Z is carbon, and W is nitrogen. Still other more particular embodiments are those for which each of W, X, and Z is carbon, and Y is nitrogen.

In the compounds of formula IIA and IIB, R¹ is selected from H, substituted or unsubstituted arylalkyl groups, substituted or unsubstituted

heteroarylalkyl groups, substituted or unsubstituted aryl groups, substituted or unsubstituted heteroaryl groups, substituted or unsubstituted heterocyclyl groups, substituted or unsubstituted cycloalkyl groups, substituted or unsubstituted heterocyclalkyl groups, substituted or unsubstituted
 5 cycloalkylalkyl groups, substituted or unsubstituted alkenyl groups, substituted or unsubstituted alkynyl groups, or substituted or unsubstituted alkyl groups. In various embodiments, R¹ is H.

In the compounds of formula IIA and IIB, R² is selected from substituted or unsubstituted arylalkyl groups, substituted or unsubstituted
 10 heteroarylalkyl groups, substituted or unsubstituted aryl groups, substituted or unsubstituted heteroaryl groups, substituted or unsubstituted heterocyclyl groups, substituted or unsubstituted cycloalkyl groups, substituted or unsubstituted heterocyclalkyl groups, substituted or unsubstituted cycloalkylalkyl groups, substituted or unsubstituted alkenyl groups, substituted
 15 or unsubstituted alkynyl groups, or substituted or unsubstituted alkyl groups. In various embodiments, R² is selected from substituted or unsubstituted arylalkyl, alkenyl, heteroarylalkyl, or heterocyclalkyl groups. In other embodiments, R² is 2,4-disubstituted phenethyl. In another embodiment, R² is selected from 2,4-dihalophenethyl or 2,4-dialkylphenethyl groups. In
 20 another embodiment, R² is selected from substituted or unsubstituted phenethyl, 2,4-dichlorophenethyl, 4-methoxyphenethyl, 4-bromophenethyl, 4-methylphenethyl, 4-chlorophenethyl, 4-chlorobenzyl, 4-ethylphenethyl, cyclohexenylethyl, 2-methoxyphenethyl, 2-chlorophenethyl, 2-fluorophenethyl, 3-methoxyphenethyl, 3-fluorophenethyl, thienylethyl, indolylethyl, 4-
 25 hydroxyphenethyl, 3,4-dimethoxyphenethyl, 2-chloro-4-iodophenethyl, 2-fluoro-4-methylphenethyl, 2-fluoro-4-bromophenethyl, 2-fluoro-4-methoxyphenethyl, 2-trifluoromethyl-4-fluorophenethyl, 2,4-difluorophenethyl, 2,4-dimethylphenethyl, or 2,4-dimethoxyphenethyl groups.

In the compounds of formula IIA and IIB, R³ is selected from H,
 30 substituted or unsubstituted alkyl groups, substituted or unsubstituted alkenyl groups, substituted or unsubstituted alkynyl groups, substituted or

unsubstituted cycloalkyl groups, substituted or unsubstituted heteroaryl
 groups, substituted or unsubstituted heterocyclyl groups, substituted or
 unsubstituted heterocyclylalkyl groups, substituted or unsubstituted arylalkyl
 groups, substituted or unsubstituted heteroarylalkyl groups, or substituted or
 5 unsubstituted cycloalkylalkyl groups. In various embodiments, R^3 is selected
 from substituted or unsubstituted cycloalkyl, polycyclic cycloalkyl, alkenyl,
 alkyl, or aryl groups. In other embodiments, R^3 is selected from substituted or
 unsubstituted cyclohexyl, 2-alkylcyclohexyl, 2,2-dialkylcyclohexyl, 2,3-
 dialkylcyclohexyl, 2,4-dialkylcyclohexyl, 2,5-dialkylcyclohexyl, 2,6-
 10 dialkylcyclohexyl, 3,4-dialkylcyclohexyl, 3-alkylcyclohexyl, 4-alkylcyclohexyl,
 3,3,5-trialkylcyclohexyl, cyclohexylmethyl, 2-aminocyclohexyl, 3-
 aminocyclohexyl, 4-aminocyclohexyl, 2,3-diaminocyclohexyl, 2,4-
 diaminocyclohexyl, 3,4-diaminocyclohexyl, 2,5-diaminocyclohexyl, 2,6-
 diaminocyclohexyl, 2,2-diaminocyclohexyl, 2-alkoxycyclohexyl, 3-
 15 alkoxycyclohexyl, 4-alkoxycyclohexyl, 2,3-dialkoxycyclohexyl, 2,4-
 dialkoxycyclohexyl, 3,4-dialkoxycyclohexyl, 2,5-dialkoxycyclohexyl, 2,6-
 dialkoxycyclohexyl, 2,2-dialkoxycyclohexyl, 2-alkylthiocyclohexyl, 3-
 alkylthiocyclohexyl, 4-alkylthiocyclohexyl, 2,3-dialkylthiocyclohexyl, 2,4-
 dialkylthiocyclohexyl, 3,4-dialkylthiocyclohexyl, 2,5-dialkylthiocyclohexyl, 2,6-
 20 dialkylthiocyclohexyl, 2,2-dialkylthiocyclohexyl, cyclopentyl, cycloheptyl,
 cyclohexenyl, isopropyl, n-butyl, cyclooctyl, 2-aryl cyclohexyl, 2-
 phenylcyclohexyl, 2-arylalkylcyclohexyl, 2-benzylcyclohexyl, 4-
 phenylcyclohexyl, adamantyl, isocamphenyl, carenyl, 7,7-dialkylnorbornyl,
 norbornyl, bornyl, or decalanyl groups. In other embodiment, R^3 is selected
 25 from substituted or unsubstituted cyclohexyl, 2-methylcyclohexyl, 2,2-
 dimethylcyclohexyl, 2,3-dimethylcyclohexyl, 2,4-dimethylcyclohexyl, 2,5-
 dimethylcyclohexyl, 2,6-dimethylcyclohexyl, 3,4-dimethylcyclohexyl, 3-
 methylcyclohexyl, 4-methylcyclohexyl, cyclohexenyl, 3,3,5-
 trimethylcyclohexyl, 4-*t*-butylcyclohexyl, cyclohexylmethyl, isopinocampheyl,
 30 7,7-dimethylnorbornyl, 4-isopropylcyclohexyl, or 3-methylcycloheptyl groups.

In the compounds of formula IIA and IIB, R^4 is selected from the H, substituted or unsubstituted alkyl groups, substituted or unsubstituted alkenyl groups, substituted or unsubstituted alkynyl groups, substituted or unsubstituted cycloalkyl groups, substituted or unsubstituted aryl groups, substituted or unsubstituted heteroaryl groups, substituted or unsubstituted heterocyclyl groups, substituted or unsubstituted arylalkyl groups, substituted or unsubstituted heteroarylalkyl groups, or substituted or unsubstituted cycloalkylalkyl groups.

In the compounds of formula IIA and IIB, R^5 is selected from substituted or unsubstituted alkyl groups, substituted or unsubstituted alkenyl groups, substituted or unsubstituted alkynyl groups, substituted or unsubstituted cycloalkyl groups, substituted or unsubstituted aryl groups, substituted or unsubstituted heteroaryl groups, substituted or unsubstituted heterocyclyl groups, substituted or unsubstituted arylalkyl groups, substituted or unsubstituted heteroarylalkyl groups, or substituted or unsubstituted cycloalkylalkyl groups.

In some embodiments of compounds of formula IIA and IIB, R^4 is H and R^5 is selected from substituted or unsubstituted alkyl, arylalkyl, and heteroarylalkyl groups. In other embodiments, R^4 is H and R^5 is selected from substituted or unsubstituted dialkylaminoethyl, 4-ethylbenzyl, 3-chlorobenzyl, 2,4-dichlorobenzyl, 3-methylbenzyl, benzyl, 4-fluorobenzyl, 3-methoxybenzyl, 2-chlorobenzyl, and thiophene groups. In other embodiments, R^4 and R^5 may be the same or different and are each independently selected from substituted or unsubstituted alkyl, arylalkyl, or heteroarylalkyl groups. In various other embodiments, R^4 and R^5 may be the same or different and are each independently selected from substituted or unsubstituted dialkylaminoethyl, 4-ethylbenzyl, 3-chlorobenzyl, 2,4-dichlorobenzyl, 3-methylbenzyl, benzyl, 4-fluorobenzyl, 3-methoxybenzyl, 2-chlorobenzyl, or thiophene groups.

In the compounds of formula IIA and IIB, R^4 and R^5 , together with the nitrogen to which they are bound, may form a substituted or

- unsubstituted heterocyclyl or heteroaryl group. In another such embodiment, R^4 and R^5 , together with the nitrogen to which they are bound, form a substituted or unsubstituted saturated heterocyclyl group comprising at least one heteroatom selected from O, S, or N in addition to the N atom to which R^4
- 5 and R^5 are bound. In another embodiment, R^4 and R^5 , together with the nitrogen to which they are bound, form a substituted or unsubstituted heterocyclyl ring containing at least one additional nitrogen heteroatom. In still another embodiment, R^4 and R^5 , together with the nitrogen to which they are bound, form a substituted or unsubstituted heterocyclyl ring containing at
- 10 least one additional oxygen heteroatom. Representative examples of the above-described heterocyclyl embodiments include those for which R^4 and R^5 together with the nitrogen atom to which they are attached form a substituted or unsubstituted piperazino, morpholino, pyrrolidino, piperidino, homopiperazino, or azepino group. In another, more specific, embodiment,
- 15 R^4 and R^5 , together with the nitrogen to which they are bound, form a substituted piperazino; and, in still more specific embodiments, R^4 and R^5 , together with the nitrogen to which they are bound, form a substituted piperazino group optionally substituted by one or two alkyl groups, for example, one or two methyl groups.
- 20 In the compounds of formula IIA and IIB, R^6 , R^7 , R^8 , and R^9 may be the same or different, and are each independently selected from H, Cl, I, F, Br, OH, NH_2 , CN, NO_2 , substituted or unsubstituted alkoxy groups, substituted or unsubstituted amino groups, substituted or unsubstituted alkyl groups, substituted or unsubstituted alkenyl groups, substituted or unsubstituted
- 25 alkynyl groups, substituted or unsubstituted alkylamino groups, substituted or unsubstituted dialkylamino groups, substituted or unsubstituted cycloalkyl groups, substituted or unsubstituted heterocyclylamino groups, substituted or unsubstituted heteroaryl amino groups, substituted or unsubstituted aminocarbonyl groups, substituted or unsubstituted alkylaminocarbonyl
- 30 groups, substituted or unsubstituted dialkylaminocarbonyl groups, substituted or unsubstituted cycloalkylaminocarbonyl groups, substituted or unsubstituted

arylamino carbonyl groups, substituted or unsubstituted
heterocyclaminocarbonyl groups, or substituted or unsubstituted
heteroarylamino carbonyl groups. In compounds of formula IIA and IIB, R⁶
may be absent if W is a nitrogen atom; R⁷ may be absent if X is a nitrogen
5 atom; R⁸ may be absent if Z is a nitrogen atom; and R⁹ may be absent if Y is a
nitrogen atom.

In the compounds of formula IIA and IIB, R¹⁰ is selected from H,
and substituted or unsubstituted alkyl groups, substituted or unsubstituted
alkenyl groups, substituted or unsubstituted alkynyl groups, substituted or
10 unsubstituted cycloalkylalkyl groups, substituted or unsubstituted aryl groups,
or arylalkyl groups. In some embodiments, R¹⁰ is H.

There has also been provided, in accordance with another
aspect of the invention, a composition comprising a compound according to
the instant invention and a pharmaceutically acceptable carrier.

15 There has also been provided, in accordance with another
aspect of the invention, a method of activating MC4-R in a subject, comprising
administering to a subject in need thereof an effective amount of a compound
or composition of the instant invention.

20 There has also been provided, in accordance with another
aspect of the invention, a method of treating an MC4-R-mediated disease,
comprising administering to a subject in need thereof, a compound or
composition of the instant invention.

In one embodiment, a disease to be treated by those methods of
the instant invention is obesity, or type I or type II diabetes.

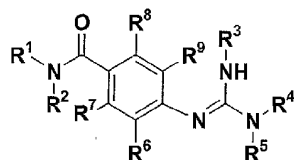
25 In another embodiment, a condition to be treated by those
methods of the instant invention is a condition associated with or a
complication arising from obesity or type II diabetes.

In another embodiment, a condition to be treated by those methods of the instant invention is erectile dysfunction.

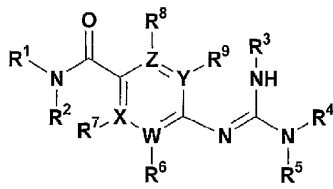
In another embodiment, a disease to be treated by those methods of the instant invention is polycystic ovary disease.

5 In another embodiment, a disease to be treated by those methods of the instant invention is Syndrome X.

The invention also includes tautomers of the instant compounds. For example, the instant invention also includes those tautomers of formula IA such as the following where R¹⁰ is H in formula IA above and the following
 10 structure shows the tautomer:



Similarly, the instant invention also contemplates those tautomers of compounds of formula IIA, such as the following where R¹⁰ is H in formula IIA above and the following structure shows the structure of the
 15 tautomer:

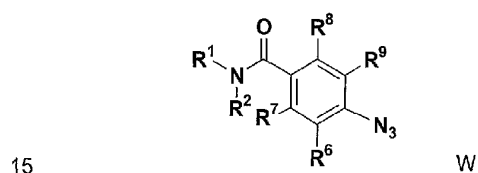


wherein R¹, R², R³, R⁴, R⁵, R⁶, R⁷, R⁸, R⁹, R¹⁰, W, X, Y and Z are as defined herein. The instant invention also, therefore, includes prodrugs,

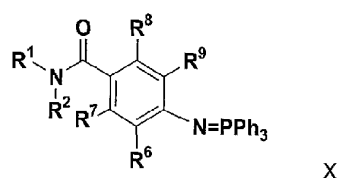
pharmaceutically acceptable salts, stereoisomers, hydrates, hydrides, or solvates of these tautomers.

The instant compounds may exist as one or more stereoisomers. The various stereoisomers include enantiomers, diastereomers, atropisomers and geometric isomers. In some cases, one stereoisomer may be more active and/or may exhibit beneficial effects in comparison to other stereoisomer(s) or when separated from the other stereoisomer(s). However, it is well within the skill of the ordinary artisan to separate, and/or to selectively prepare said stereoisomers. Accordingly, "stereoisomers" of the instant invention necessarily includes mixtures of stereoisomers, individual stereoisomers, or optically active forms.

Generally, compounds of formula IA may be prepared, for example, by a method comprising coupling of a compound of formula R^1R^2NH with 4-azidobenzoic acid to give W:



Compound W is then reacted with a leaving group, such as, for example, triphenylphosphine (PPh_3), to give X:

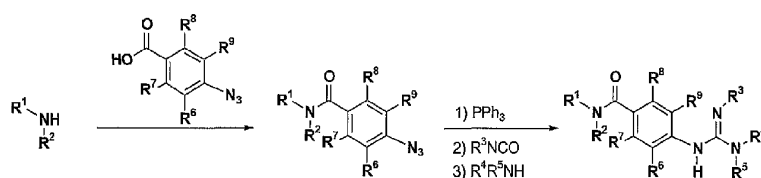


The intermediate of formula X is then contacted with an isocyanate of formula $OCNR^3$ and a compound of formula R^4R^5HN to obtain a compound of formula IA above, prodrugs thereof, pharmaceutically

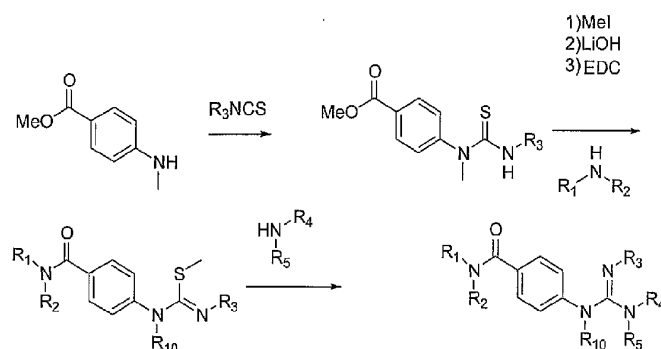
acceptable salts thereof, stereoisomers thereof, tautomers thereof, hydrates thereof, hydrides thereof, or solvates thereof, wherein R^1 , R^2 , R^3 , R^4 , R^5 , and R^6 are as defined above. It will also be appreciated that other groups may replace PPh_3 , such as, for example, any phosphines (PR_3), phosphites $\{P(OR)_3\}$, or arsine ($AsPh_3$).

Preparation of compounds of formula IA wherein R^{10} is hydrogen can be summarized, for example, by the following synthesis scheme:

Synthesis Scheme

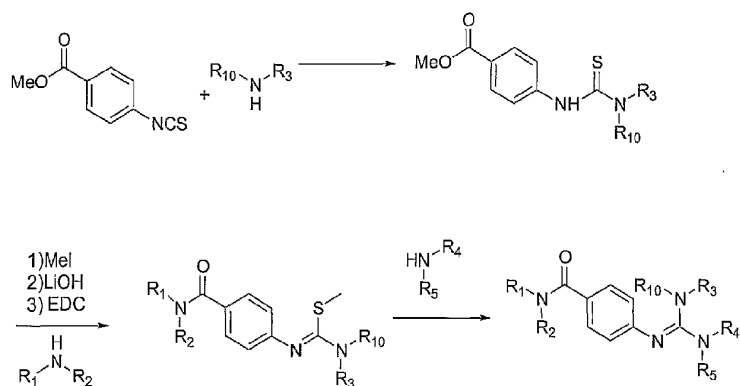


Compound of formula IA in which R^{10} is a substituent other than hydrogen (e.g. alkyl or aralkyl) can be prepared as follows.

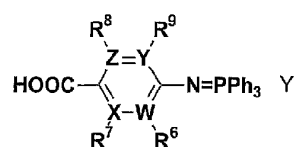


Compounds having the general structure shown in formula IB can be prepared using the generic synthetic scheme shown below.

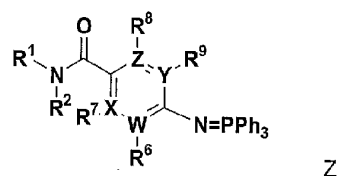
34



Alternatively, compounds of formula IIA may be prepared, for example, by a method comprising contacting a compound of formula R¹R²NH
 5 with a compound of formula Y:



to obtain an intermediate of formula Z:



10 The intermediate of formula Z is then contacted with an isocyanate of formula OCNR³ and a compound of formula R⁴R⁵NH to obtain a compound of formula IIA above, prodrugs thereof, pharmaceutically acceptable salts thereof, stereoisomers thereof, tautomers thereof, hydrates

thereof, hydrides thereof, or solvates thereof, wherein R^1 , R^2 , R^3 , R^4 , R^5 , and R^6 are as defined above.

Specifically, compounds of the instant invention may be prepared, for example, by reacting a suitable azidobenzoic acid, or a suitable acid halide thereof, with a suitable amino compound represented of formula R^1R^2HN . The reaction may be carried out in solid phase in the presence of an inert solvent, for example, an aprotic solvent such as pyridine, methylene chloride, tetrahydrofuran, N,N-dimethylformamide or dimethylsulfoxide, or a mixture thereof. The condensation product may be optionally purified, and is reacted with phosphine, a suitable isocyanate of formula $OCNR^3$ and a compound of formula R^4R^5HN . The addition product may then be deprotected from the resin, if needed, by elution with a suitable acid such as a 4:1 mixture of trifluoroacetic acid and methylene chloride. Further purification can be accomplished through conventional means such as filtration, extraction and re-crystallization.

The instant invention also provides for compositions which may be prepared by mixing one or more compounds of the instant invention, or pharmaceutically acceptable salts or tautomers thereof, with pharmaceutically acceptable carriers, excipients, binders, diluents or the like, to treat or ameliorate a variety of disorders. Examples of such disorders include, but are not limited to obesity, erectile disorders, cardiovascular disorders, neuronal injuries or disorders, inflammation, fever, cognitive disorders, sexual behavior disorders. A therapeutically effective dose further refers to that amount of one or more compounds of the instant invention sufficient to result in amelioration of symptoms of the disorder. The pharmaceutical compositions of the instant invention can be manufactured by methods well known in the art such as conventional granulating, mixing, dissolving, encapsulating, lyophilizing, emulsifying or levigating processes, among others. The compositions can be in the form of, for example, granules, powders, tablets, capsules, syrup, suppositories, injections, emulsions, elixirs, suspensions or solutions. The instant compositions can be formulated for various routes of administration,

for example, by oral administration, by intranasal administration, by transmucosal administration, by rectal administration, or subcutaneous administration as well as intrathecal, intravenous, intramuscular, intraperitoneal, intranasal, intraocular or intraventricular injection. The
5 compound or compounds of the instant invention can also be administered in a local rather than a systemic fashion, such as injection as a sustained release formulation. The following dosage forms are given by way of example and should not be construed as limiting the instant invention.

For oral, buccal, and sublingual administration, powders,
10 suspensions, granules, tablets, pills, capsules, gelcaps, and caplets are acceptable as solid dosage forms. These can be prepared, for example, by mixing one or more compounds of the instant invention, or pharmaceutically acceptable salts or tautomers thereof, with at least one additive or excipient such as a starch or other additive. Suitable additives or excipients are
15 sucrose, lactose, cellulose sugar, mannitol, maltitol, dextran, sorbitol, starch, agar, alginates, chitins, chitosans, pectins, tragacanth gum, gum arabic, gelatins, collagens, casein, albumin, synthetic or semi-synthetic polymers or glycerides, methyl cellulose, hydroxypropylmethyl-cellulose, and/or polyvinylpyrrolidone. Optionally, oral dosage forms can contain other
20 ingredients to aid in administration, such as an inactive diluent, or lubricants such as magnesium stearate, or preservatives such as paraben or sorbic acid, or anti-oxidants such as ascorbic acid, tocopherol or cysteine, a disintegrating agent, binders, a thickeners, buffers, a sweeteners, flavoring agents or perfuming agents. Additionally, dyestuffs or pigments may be
25 added for identification. Tablets and pills may be further treated with suitable coating materials known in the art.

Liquid dosage forms for oral administration may be in the form of pharmaceutically acceptable emulsions, syrups, elixirs, suspensions, slurries and solutions, which may contain an inactive diluent, such as water.
30 Pharmaceutical formulations may be prepared as liquid suspensions or solutions using a sterile liquid, such as, but not limited to, an oil, water, an

alcohol, and combinations of these. Pharmaceutically suitable surfactants, suspending agents, emulsifying agents, may be added for oral or parenteral administration.

As noted above, suspensions may include oils. Such oils
5 include, but are not limited to, peanut oil, sesame oil, cottonseed oil, corn oil and olive oil. Suspension preparation may also contain esters of fatty acids such as ethyl oleate, isopropyl myristate, fatty acid glycerides and acetylated fatty acid glycerides. Suspension formulations may include alcohols, such as, but not limited to, ethanol, isopropyl alcohol, hexadecyl alcohol, glycerol and
10 propylene glycol. Ethers, such as but not limited to, poly(ethyleneglycol), petroleum hydrocarbons such as mineral oil and petrolatum; and water may also be used in suspension formulations.

For intranasal administration (e.g., to deliver compounds to the brain), or administration by inhalation (e.g., to deliver compounds through the
15 lungs), the pharmaceutical formulations may be a solution, a spray, a dry powder, or aerosol containing any appropriate solvents and optionally other compounds such as, but not limited to, stabilizers, antimicrobial agents, antioxidants, pH modifiers, surfactants, bioavailability modifiers and combinations of these. Examples of intranasal formulations and methods of
20 administration can be found in WO 01/41782, WO 00/33813, WO 91/97947, U.S. Patent No. 6,180,603, and U.S. Patent No. 5,624,898. A propellant for an aerosol formulation may include compressed air, nitrogen, carbon dioxide, or a hydrocarbon based low boiling solvent. The compound or compounds of the instant invention are conveniently delivered in the form of an aerosol spray
25 presentation from a nebulizer or the like.

Injectable dosage forms generally include aqueous suspensions or oil suspensions which may be prepared using a suitable dispersant or wetting agent and a suspending agent. Injectable forms may be in solution phase or in the form of a suspension, which is prepared with a solvent or
30 diluent. Acceptable solvents or vehicles include sterilized water, Ringer's

solution, or an isotonic aqueous saline solution. Alternatively, sterile oils may be employed as solvents or suspending agents. Preferably, the oil or fatty acid is non-volatile, including natural or synthetic oils, fatty acids, mono-, di- or tri-glycerides.

5 For injection, the pharmaceutical formulation may be a powder suitable for reconstitution with an appropriate solution as described above. Examples of these include, but are not limited to, freeze dried, rotary dried or spray dried powders, amorphous powders, granules, precipitates, or particulates. For injection, the formulations may optionally contain stabilizers,
10 pH modifiers, surfactants, bioavailability modifiers and combinations of these. The compounds may be formulated for parenteral administration by injection such as by bolus injection or continuous infusion. A unit dosage form for injection may be in ampoules or in multi-dose containers.

 For rectal administration, the pharmaceutical formulations may
15 be in the form of a suppository, an ointment, an enema, a tablet or a cream for release of compound in the intestines, sigmoid flexure and/or rectum. Rectal suppositories are prepared by mixing one or more compounds of the instant invention, or pharmaceutically acceptable salts or tautomers of the compound, with acceptable vehicles, for example, cocoa butter or polyethylene glycol,
20 which is present in a solid phase at normal storing temperatures, and present in a liquid phase at those temperatures suitable to release a drug inside the body, such as in the rectum. Oils may also be employed in the preparation of formulations of the soft gelatin type and suppositories. Water, saline, aqueous dextrose and related sugar solutions, and glycerols may be
25 employed in the preparation of suspension formulations which may also contain suspending agents such as pectins, carbomers, methyl cellulose, hydroxypropyl cellulose or carboxymethyl cellulose, as well as buffers and preservatives.

 Besides those representative dosage forms described above,
30 pharmaceutically acceptable excipients and carriers are generally known to

those skilled in the art and are thus included in the instant invention. Such excipients and carriers are described, for example, in "Remingtons Pharmaceutical Sciences" Mack Pub. Co., New Jersey (1991), which is incorporated herein by reference.

5 The formulations of the invention may be designed for to be short-acting, fast-releasing, long-acting, and sustained-releasing as described below. Thus, the pharmaceutical formulations may also be formulated for controlled release or for slow release.

 The instant compositions may also comprise, for example,
10 micelles or liposomes, or some other encapsulated form, or may be administered in an extended release form to provide a prolonged storage and/or delivery effect. Therefore, the pharmaceutical formulations may be compressed into pellets or cylinders and implanted intramuscularly or subcutaneously as depot injections or as implants such as stents. Such
15 implants may employ known inert materials such as silicones and biodegradable polymers.

 A therapeutically effective dose refers to that amount of the compound that results in amelioration of symptoms. Specific dosages may be adjusted depending on conditions of disease, the age, body weight, general
20 health conditions, sex, diet of the subject, dose intervals, administration routes, excretion rate, and combinations of drugs. Any of the above dosage forms containing effective amounts are well within the bounds of routine experimentation and therefore, well within the scope of the instant invention. A therapeutically effective dose may vary depending upon the route of
25 administration and dosage form. The preferred compound or compounds of the instant invention is a formulation that exhibits a high therapeutic index. The therapeutic index is the dose ratio between toxic and therapeutic effects which can be expressed as the ratio between LD_{50} and ED_{50} . The LD_{50} is the dose lethal to 50% of the population and the ED_{50} is the dose therapeutically
30 effective in 50% of the population. The LD_{50} and ED_{50} are determined by

standard pharmaceutical procedures in animal cell cultures or experimental animals.

The present invention also provides methods of enhancing MC4-R activity in a human or non-human animal. The method comprises
5 administering an effective amount of a compound, or composition, of the instant invention to said mammal or non-human animal. Effective amounts of the compounds of the instant invention include those amounts that activate MC4-R which are detectable, for example, by an assay described below in the illustrative Examples, or any other assay known by those skilled in the art that
10 a detect signal transduction, in a biochemical pathway, through activation of G-protein coupled receptors, for example, by measuring an elevated cAMP level as compared to a control model. Accordingly, "activating" means the ability of a compound to initiate a detectable signal. Effective amounts may also include those amounts which alleviate symptoms of a MC4-R disorder
15 treatable by activating MC4-R.

An MC4-R disorder, or MC4-R-mediated disease, which may be treated by those methods provided, include any biological disorder or disease in which MC4-R is implicated, or which inhibition of MC4-R potentiates a biochemical pathway that is defective in the disorder or disease state.
20 Examples of such diseases are obesity, erectile disorders, cardiovascular disorders, neuronal injuries or disorders, inflammation, fever, cognitive disorders, type II diabetes, polycystic ovary disease, Syndrome X, complications from obesity and diabetes, and sexual behavior disorders. In a preferred embodiment, the instant invention provides compounds,
25 compositions, and methods effective for reducing energy intake and body weight; reducing serum insulin and glucose levels; alleviating insulin resistance; and reducing serum levels of free fatty acids. Accordingly, the instant invention is particularly effective in treating those disorders or diseases associated with obesity or type II diabetes.

“Treating” within the context of the instant invention, therefore, means an alleviation of symptoms associated with a disorder or disease, or halt of further progression or worsening of those symptoms, or prevention or prophylaxis of the disease or disorder. For example, within the context of

5 obesity, successful treatment may include an alleviation of symptoms or halting the progression of the disease, as measured by reduction in body weight, or a reduction in amount of food or energy intake. In this same vein, successful treatment of type I or type II diabetes may include an alleviation of symptoms or halting the progression of the disease, as measured by a

10 decrease in serum glucose or insulin levels in, for example, hyperinsulinemic or hyperglycemic patients.

The present invention, thus generally described, will be understood more readily by reference to the following examples, which are provided by way of illustration and are not intended to be limiting of the

15 present invention.

EXAMPLES

The following abbreviations are used throughout the Examples:

- ACN:Acetonitrile
DCM:Dichloromethane
5 DIEA:Diisopropylethylamine
DMF:Dimethylformamide
DMSO:Dimethylsulfoxide
EDCI:1-Ethyl-3-(3'-dimethylaminopropyl)carbodiimide hydrochloride
HCl:Hydrochloric acid
10 HPLC:High Pressure Liquid Chromatography
KOH:Potassium hydroxide
MeOH:Methanol
PyBOP:Benzotriazole-1-yl-oxy-tris-pyrrolidino-phosphonium hexafluorophosphate
15 TFA:Trifluoroacetic acid
THF:Tetrahydrofuran
TMOF:Trimethylorthoformate

Example 1

20 **Preparation of (4-[[1-((3R)-3-methylpiperazinyl)(1Z)-2-aza-2-cyclohexylvinyl]amino}phenyl)-N-[2-(2,4-dichlorophenyl)ethyl]carboxamide**

Step 1. Preparation of [4-(azadiazomvinyl)phenyl]-N-[2-(2,4-dichlorophenyl)ethyl]carboxamide.

- To a mixture of 2-(2,4-dichlorophenyl)ethylamine (20.2 mmol), 4-
25 azidobenzoic acid (22.2 mmol) and EDCI (22.2 mmol) in THF was added
DIEA (40.2 mmol) at room temperature. The mixture was stirred overnight
and the THF was removed. The residue was diluted with ethyl acetate,
washed with 1N HCl, brine, NaHCO₃ (sat.), and dried over Na₂SO₄ and
concentrated to give a solid, which was purified on silica gel eluting with ethyl

acetate/hexane (1:4) to give [4-(azadiazomvinyl)phenyl]-N-[2-(2,4-dichlorophenyl)ethyl]carboxamide (93%).

Step 2. Preparation of (4-[[1-((3R)-3-methylpiperazinyl)(1Z)-2-aza-2-cyclohexylvinyl]amino]phenyl)-N-[2-(2,4-dichlorophenyl)ethyl]carboxamide.

5

To a solution of [4-(azadiazomvinyl)phenyl]-N-[2-(2,4-dichlorophenyl)ethyl]carboxamide (2.56 mmol) in THF was added triphenylphosphine (3.07 mmol) at room temperature. After 10 minutes, cyclohexyl isocyanate (3.07 mmol) was added. The solution was heated at 70°C overnight. To the mixture was added (R)-2-methylpiperazine (5.12 mmol). After being heated at 70°C for 2 hours, THF was removed. The residue was dissolved in 1 N HCl and water, extracted with ether. The aqueous layer was treated with solid NaHCO₃, extracted with ethyl acetate. The combined ethyl acetate layers were dried over Na₂SO₄, and concentrated to give a residue, which was purified via RP-prep-HPLC to give (4-[[1-((3R)-3-methylpiperazinyl)(1Z)-2-aza-2-cyclohexylvinyl]amino]phenyl)-N-[2-(2,4-dichlorophenyl)ethyl]carboxamide as a free base. The base was treated with 1.1 equivalent of HCl (0.5N), dissolved in ACN/water, and lyophilized to give its mono HCl salt.

10

15

20

HPLC: 23.05 minutes

MS: MH⁺ = 516

Example 2

Preparation of (4-[[1-((3R)-3-methylpiperazinyl)(1Z)-2-aza-2-cyclohexylvinyl]amino]phenyl)-N-[2-(2,4-dichlorophenyl)ethyl]carboxamide on solid phase

25

An aldehyde Sasrin resin (0.7 mmol/g, 3.5 mmol) was washed with TMOF. To the resin were added TMOF, 2-(2,4-dichlorophenyl)ethylamine (14.0 mmol) and NaH₃B(CN) (20 mmol) in THF. The mixture was shaken overnight, and washed with MeOH and DCM, dried *in vacuo* to give an amine resin. To the amine resin (2.1 mmol) in DMF was

30

added 4-azidobenzoic acid (10.5 mmol), PyBOP (10.5 mmol) and DIEA (40 mmol). After being shaken overnight, the resin was washed with MeOH and DCM, dried *in vacuo* to an amide resin.

- To the amide resin (1.0 g, 0.7 mmol) in THF was added
- 5 triphenylphosphine (7 mmol) followed with cyclohexyl isocyanate. The mixture was heated at 70°C for 5 hours, and washed with DCM and THF. (R)-2-methylpiperazine (20 mmol) and THF were added. The mixture was shaken at room temperature overnight, washed with DCM, MeOH and DCM, and dried *in vacuo*. The resin was treated with TFA for 2 hours. After being
- 10 washed with DCM, the combined solution was concentrated, and purified via HPLC to give 4-[[1-((3R)-3-methylpiperazinyl)(1Z)-2-aza-2-cyclohexylvinyl]amino]phenyl)-N-[2-(2,4-dichlorophenyl)ethyl]carboxamide as its bis-trifluoroacetate salt.

HPLC: 23.05 minutes

- 15 MS: MH⁺ = 516

Example 3

Preparation of [4-[[[1E]-1-((3S)-3-methylpiperazinyl)-2-aza-2-cyclohexylvinyl]amino]methyl]phenyl]-N-[2-(2,4-dichlorophenyl)ethyl]carboxamide on solid phase

- 20 An aldehyde Sasrin resin (0.7 mmol/g, 3.5 mmol) was washed with TMOF. To the resin were added TMOF, 2-(2,4-dichlorophenyl)ethylamine (14 mmol) and NaH₃B(CN) (1M in THF, 20 mmol). The mixture was shaken overnight, and washed with MeOH and DCM, dried *in vacuo* to give an amine resin.
- 25 To the amine resin (1.4 mmol) in DMF was added 4-bromomethylbenzoic acid (7.0 mmol), PyBOP (7 mmol) and DIEA (28 mmol). After being shaken for 3 hours, the resin was washed with MeOH and DCM, and DMSO. To the resin in DMSO was added sodium azide (14 mmol), and

the mixture was shaken for 4 days, and washed with water, MeOH, DCM, water, MeOH, DCM and dried.

To the amide resin (0.14 mmol) in THF was added triphenylphosphine (0.382 mmol) followed with cyclohexyl isocyanate. The mixture was heated at 70°C for 5 hours, and washed with DCM and THF. (S)- 2-methylpiperazine (1 mmol) and THF were added. The mixture was heated at 70°C overnight, washed with DCM, MeOH and DCM, treated with TFA for 2 hours. After being washed with DCM, the combined solution was concentrated, and purified via HPLC to give [4-(((1E)-1-((3S)-3-methylpiperazinyl)-2-aza-2-cyclohexylvinyl]amino)-methyl)phenyl]-N-[2-(2,4-dichlorophenyl)ethyl]carboxamide as its bis-trifluoroacetate salt.

HPLC: 24.07 minutes

MS: MH⁺ = 530

Example 4

15 Preparation of (4-(((1Z)-2-aza-1-(cis-3,5-dimethylpiperazinyl)-2-cyclohexylvinyl]amino)phenyl)-N-[2-(2,4-dichlorophenyl)ethyl]carboxamide on immobilized triphenylphosphine resin

20 **Step 1.** Preparation of immobilized {4-[aza(triphenylidene)methyl]phenyl}-N-[2-(2,4-dichlorophenyl)ethyl]carboxamide.

To a suspension of triphenylphosphine resin (3 mmol/g, 30 mmol) in THF at 0°C was added solid [4-(azadiazomvinyl)phenyl]-N-[2-(2,4-dichlorophenyl)-ethyl]carboxamide (30.0 mmol) in several portions. After 30 minutes, the ice-bath was removed. The mixture was stirred at room temperature for 3 hours, filtered and washed with DCM, and dried *in vacuo* to give immobilized {4-[aza(triphenylidene)methyl]phenyl}-N-[2-(2,4-dichlorophenyl)ethyl]carboxamide.

Step 2. Preparation of (4-[[1Z)-2-aza-1-(cis-3,5-dimethylpiperazinyl)-2-cyclohexyl-vinyl]amino}phenyl)-N-[2-(2,4-dichlorophenyl)ethyl]-carboxamide.

To polymer-bound phosphine-imine (1.5 mmol/g, 0.15 mmol) in THF in a vial was added cyclohexylisocyanate (0.15 mmol). The vial was capped and heated at 70°C overnight. After being cooled to room temperature, cis-2,6-dimethylpiperazine (0.18 mmol, 1.2 equivalents) was added. The vial was capped and heated at 70°C for 2 hours, filtered and washed with DCM. The combined filtrates were concentrated, and purified on HPLC to give (4-[[1Z)-2-aza-1-(cis-3,5-dimethylpiperazinyl)-2-cyclohexylvinyl]amino}phenyl)-N-[2-(2,4-dichlorophenyl)ethyl]-carboxamide as its bis-trifluoroacetate salt.

HPLC: 23.79 minutes

MS: MH⁺ = 530

15

Example 5

Preparation of (4-[[1-((3S)-3-methylpiperazinyl)(1Z)-2-aza-2-cycloheptylvinyl]amino}phenyl)-N-[2-(2,4-dichlorophenyl)ethyl]carboxamide

Step 1. Preparation of cycloheptanisocyanate.

To a cold solution of cycloheptylamine (221 mmol) and charcoal (catalytic) in ethyl acetate at -10°C was added a pre-cooled solution of diphosgene (265.0 mmol) in ethyl acetate dropwise via addition funnel. After the addition, the reaction was heated to reflux overnight, and filtered through a Celite plug. The solution was concentrated to give a thick oil, which was distilled to yield cycloheptanisocyanate as a clear liquid (67%).

Step 2. Preparation of (4-[[1-((3S)-3-methylpiperazinyl)(1Z)-2-aza-2-cycloheptyl vinyl]amino}phenyl)-N-[2-(2,4-dichlorophenyl)ethyl]-carboxamide.

To the polymer bound phosphine imine resin (0.194 mmol) in THF was added cycloheptanisocyanate (194 mmol) and the reaction was

- heated at 70°C overnight. To the reaction was added (S)-2-methylpiperazine (0.23 mmol), and the reaction was heated for 2 hours at 70°C. The resin was filtered and washed with dichloromethane twice. The filtrate solution was concentrated, and purified via HPLC to give 4-[[1-((3S)-3-methylpiperazinyl)(1Z)-2-aza-2-cycloheptylvinyl]-amino]phenyl)-N-[2-(2,4-dichlorophenyl)ethyl]carboxamide as a white powder.

HPLC: 23.18 minutes

MS: MH⁺ = 530

Example 6

- 10 **Preparation of 4-[[1-((1Z)-2-aza-1-(3,5-dimethylpiperazinyl)-2-cycloheptylvinyl]amino]phenyl)-N-[2-(2,4-dichlorophenyl)ethyl]carboxamide**

- To the solution of polymer bound phosphine imine resin (0.21 mmol) in THF (2 mL) was added cycloheptylisocyanate (0.21 mmol). The reaction was heated at 70°C overnight. To the reaction was added 2,6-dimethylpiperazine (0.25 mmol) and the reaction was heated for 2 hours at 70°C. The resin was filtered and washed with dichloromethane twice. The filtrate solution was concentrated, and purified via HPLC to give 4-[[1-((1Z)-2-aza-1-(3,5-dimethylpiperazinyl)-2-cycloheptylvinyl]amino]phenyl)-N-[2-(2,4-dichloro-phenyl)ethyl]carboxamide as a white powder.

- 20 HPLC: 23.70 minutes

MS: MH⁺ = 544.3

Example 7

- 25 **Preparation of 4-[[1-((3R)-3-methylpiperazinyl)(1Z)-2-aza-2-(2-methylcyclohexyl)vinyl]amino]phenyl)-N-[2-(2,4-dichlorophenyl)ethyl]carboxamide**

- Step 1.** Preparation of 4-[aza(triphenylidene)methyl]phenyl)-N-[2-(2,4-dichloro-phenyl)ethyl]carboxamide.

To a solution of [4-(azadiazomvinyl)phenyl]-N-[2-(2,4-dichlorophenyl)ethyl] carboxamide (0.18 mmol) in THF (2 mL) was added triphenylphosphine (0.21 mmol), and the mixture was stirred at room temperature for 10 minutes.

- 5 **Step 2.** Preparation of (4-[[1-((3R)-3-methylpiperazinyl)(1Z)-2-aza-2-(2-ethyl-cyclo-hexyl)vinyl]amino]phenyl)-N-[2-(2,4-dichlorophenyl)ethyl]-carboxamide.

To the {4-[aza(triphenylidene)methyl]phenyl}-N-[2-(2,4-dichlorophenyl)ethyl] carboxamide solution was added 2-methylcyclohexyl isocyanate (0.25 mmol). The solution was heated at 70°C overnight. To half
10 of the carboimide solution was added a THF solution of (S)-2-methylpiperazine (0.3 mmol). After being heated at 70°C for 2 hours, the residue was subjected to HPLC purification to give (4-[[1-((3R)-3-methylpiperazinyl)(1Z)-2-aza-2-(2-methyl-cyclohexyl)-vinyl]amino]phenyl)-N-
15 [2-(2,4-dichlorophenyl)ethyl]carboxamide as its TFA salt.

HPLC: 24.43 minutes

MS: MH⁺ = 530

Example 8

- 20 **Preparation of (4-[[1-((1Z)-2-aza-1-(3,5-dimethylpiperazinyl)-2-(2-methylcyclohexyl)vinyl]amino]phenyl)-N-[2-(2,4-dichlorophenyl)ethyl]carboxamide**

To a solution of [4-(azadiazomvinyl)phenyl]-N-[2-(2,4-dichlorophenyl)-ethyl]carboxamide (2.0 mmol) in THF was added triphenylphosphine (2.2 mmol), and the resulting mixture was stirred at room
25 temperature for 10 minutes. To the {4-[aza(triphenylidene)methyl]phenyl}-N-[2-(2,4-dichlorophenyl)-ethyl]carboxamide solution was added 2-methylcyclohexyl isocyanate (2.4 mmol). The solution was heated at 70°C overnight. To the carboimide solution was added 2,6-dimethylpiperazine (2.4 mmol). After being heated at 70°C for 2 hours, the residue was subjected to
30 HPLC purification to give (4-[[1-((1Z)-2-aza-1-(3,5-dimethylpiperazinyl)-2-(2-

methylcyclohexyl)-vinyl]amino} phenyl)-N-[2-(2,4-dichlorophenyl)ethyl]carboxamide as its TFA salt.

HPLC: 24.00 minutes

MS: MH⁺ = 544

5

Example 9

Preparation of [4-({1-((3S)-3-methylpiperazinyl)(1Z)-2-aza-2-[4-(tert-butyl)cyclohexyl]vinyl}amino)phenyl]-N-[2-(2,4-dichlorophenyl)ethyl]carboxamide

Step 1. Preparation of 4-(tert-butyl)cyclohexanisisocyanate.

- 10 A pre-cooled solution of diphosgene (168.0 mmol) in ethyl acetate was added dropwise via addition funnel into the cold solution of 4-(tert-butyl)cyclohexylamine (140.0 mmol) and charcoal (catalytic) in ethyl acetate at -10°C. After the addition, the reaction was heated to reflux overnight, and filtered through a Celite plug. The solution was concentrated to give a thick
- 15 oil, which was distilled *in vacuo* to yield 4-(tert-butyl)cyclohexanisisocyanate as a clear liquid (48%).

Step 2. Preparation of [4-({1-((3S)-3-methylpiperazinyl)(1Z)-2-aza-2-[4-(tert-butyl)cyclohexyl]vinyl}amino)phenyl]-N-[2-(2,4-dichlorophenyl)ethyl]carboxamide.

- 20 To the polymer bound phosphineimine resin (0.150 mmol) in THF was added 4-(tert-butyl)cyclohexanisisocyanate (0.15 mmol) and the reaction was heated at 70°C overnight. To the reaction was added (S)-2-methylpiperazine (0.18 mmol), and reaction was heated for 2 hours at 70°C. The resin was filtered and washed with dichloromethane twice. The filtrate
- 25 solution was concentrated, and purified via HPLC to give [4-({1-((3S)-3-methylpiperazinyl)(1Z)-2-aza-2-[4-(tert-butyl)cyclohexyl]vinyl}amino)-phenyl]-N-[2-(2,4-dichlorophenyl)ethyl]-carboxamide as a white powder.

HPLC: 26.82 minutes

MS: MH⁺ = 572

Example 10**Preparation of [4-({(1Z)-2-aza-2-[4-(tert-butyl)cyclohexyl]-1-(3,5-dimethylpiperazinyl)vinyl}amino)phenyl]-N-[2-(2,4-dichlorophenyl)ethyl]carboxamide**

- 5 To the polymer bound phosphineimine resin (0.150 mmol) in THF was added 4-(tert-butyl)cyclohexanisisocyanate (0.15 mmol). The reaction was then heated at 70°C overnight. To the reaction was added 2,6-dimethylpiperazine (0.18 mmol), and the reaction was heated for 2 hours at 70°C. The resin was filtered and washed with dichloromethane twice. The
- 10 filtrate solution was concentrated, and purified via HPLC to give [4-({(1Z)-2-aza-2-[4-(tert-butyl)cyclohexyl]-1-(3,5-dimethylpiperazinyl)vinyl}amino)phenyl]-N-[2-(2,4-dichlorophenyl)-ethyl]carboxamide as a white powder.

HPLC: 27.05 minutes

MS: MH⁺ = 586.5

15

Example 11**Preparation of (4-([1-((3S)-3-methylpiperazinyl)(1Z)-2-aza-2-(3,3,5-trimethylcyclohexyl)vinyl]amino)phenyl)-N-[2-(2,4-dichlorophenyl)ethyl]carboxamide****Step 1.** Preparation of 3,3,5-trimethylcyclohexanisisocyanate.

- 20 A pre-cooled solution of diphosgene (178.3 mmol) in ethyl acetate was added dropwise via addition funnel into the cold solution of 3,3,5-trimethylcyclohexylamine (148.6 mmol) and charcoal (catalytic) in ethyl acetate at -10°C. After the addition, the reaction was heated to reflux overnight, and filtered through a Celite plug. The solution was concentrated
- 25 to give a thick oil, which was distilled *in vacuo* to yield 3,3,5-trimethylcyclohexanisisocyanate as a clear liquid (56%).

Step 2. Preparation of (4-([1-((3S)-3-methylpiperazinyl)(1Z)-2-aza-2-(3,3,5-trimethyl-cyclohexyl)vinyl]amino)phenyl)-N-[2-(2,4-dichlorophenyl)-ethyl]carboxamide.

To the polymer bound phosphineimine resin (0.15 mmol) in THF was added 3,3,5-trimethylcyclohexaniscyanate (0.15 mmol). The reaction was heated at 70°C overnight. To the reaction was added (S)-2-methylpiperazine (0.18 mmol), and reaction was heated for 2 hours at 70°C.

- 5 The resin was filtered and washed with dichloromethane twice. The filtrate solution was concentrated, and purified via HPLC to give (4-[[1-((3S)-3-methylpiperazinyl)(1Z)-2-aza-2-(3,3,5-trimethylcyclohexyl)vinyl]amino]phenyl)-N-[2-(2,4-dichlorophenyl)-ethyl]carboxamide as a white powder.

HPLC: 25.62 minutes

- 10 MS: MH⁺ = 558.5

Example 12

15 **Preparation of (4-[[1-(1Z)-2-aza-1-(3,5-dimethylpiperazinyl)-2-(3,3,5-trimethylcyclohexyl)vinyl]amino]phenyl)-N-[2-(2,4-dichlorophenyl)ethyl]carboxamide**

- To the polymer bound phosphineimine resin (0.150 mmol) in THF was added 3,3,5-trimethylcyclohexaniscyanate (0.15 mmol) and the reaction was heated at 70°C overnight. To the reaction was added 2,6-dimethylpiperazine (0.18 mmol), and the reaction was heated for 2 hours at 20 70°C. The resin was filtered and washed with dichloromethane twice. The filtrate solution was concentrated, and purified via HPLC to give (4-[[1-(1Z)-2-aza-1-(cis-3,5-dimethylpiperazinyl)-2-(3,3,5-trimethylcyclohexyl)vinyl]-amino]phenyl)-N-[2-(2,4-dichlorophenyl)ethyl] carboxamide as a white powder.

- 25 HPLC: 25.74 minutes

MS: MH⁺ = 572.5

Example 13**Preparation of (4-[[1-((3S)-3-methylpiperazinyl)(1Z)-2-aza-2-cyclohex-3-enylvinyl]amino}phenyl)-N-[2-(2,4-dichlorophenyl)ethyl]carboxamide**

Step 1. Preparation of cyclohex-3-en-isocyanate.

5 A solution of 3-cyclohexenylcarboxylic acid (1 mmol), diphenylphosphoryl azide (1.2 mmol) and triethylamine (2.5 mmol) in toluene was heated at 100°C for 9 hours.

Step 2. Preparation of [4-(1,3-diaza-3-cyclohex-3-enylpropa-1,2-dienyl)phenyl]-N-[2-(2,4-dichlorophenyl)ethyl]carboxamide.

10 To the isocyanate solution prepared above was added immobilized [4-(azadiazomvinyl)phenyl]-N-[2-(2,4-dichlorophenyl)ethyl]carboxamide on Sasrin resin (0.24 mmol). The mixture was heated at 70°C for 6 hours, and then washed with DCM.

15 **Step 3.** Preparation of (4-[[1-((3S)-3-methylpiperazinyl)(1Z)-2-aza-2-cyclohex-3-enylvinyl]amino}phenyl)-N-[2-(2,4-dichlorophenyl)ethyl]carboxamide.

To the imine resin in THF was added a THF solution of (S)-2-methylpiperazine (0.5 mmol). After being heated at 70°C for 2 hours, the resin was washed with MeOH/DCM, DCM, and treated with TFA for 2 hours.

20 The filtrate was concentrated and subjected to HPLC purification to give (4-[[1-((3S)-3-methylpiperazinyl)(1Z)-2-aza-2-cyclohex-3-enylvinyl]amino}phenyl)-N-[2-(2,4-dichlorophenyl)ethyl]carboxamide as its TFA salt.

HPLC: 22.70 minutes

25 MS: MH⁺ = 514

Example 14**Preparation of (4-(((1Z)-2-aza-1-(3,5-dimethylpiperazinyl)-2-cyclohex-3-enylvinyl]amino)phenyl)-N-[2-(2,4-dichlorophenyl)ethyl]carboxamide**

To the [4-(1,3-diaza-3-cyclohex-3-enylpropa-1,2-dienyl)phenyl]-
5 N-[2-(2,4-dichlorophenyl)ethyl]carboxamide resin in THF (2 mL) was added a
THF solution of 2,6-dimethylpiperazine (0.5 mmol). After being heated at
70°C for 2 hours, the resin was washed with MeOH/DCM (5x), DCM (2x), and
treated with TFA for 2 hours. The filtrate was concentrated and subjected to
HPLC purification to give (4-(((1Z)-2-aza-1-(cis-3,5-dimethylpiperazinyl)-2-
10 cyclohex-3-enylvinyl]amino)phenyl)-N-[2-(2,4-
dichlorophenyl)ethyl]carboxamide as its TFA salt.

HPLC: 23.18 minutes

MS: MH⁺ = 528

Example 15**15 Preparation of (4-(((1Z)-2-aza-1-(cis-3,5-dimethylpiperazinyl)-3,3-dimethylbut-1-enyl]amino)phenyl)-N-[2-(2,4-dichlorophenyl)ethyl]carboxamide**

To a solution of {4-[aza(triphenylidene)methyl]phenyl}-N-[2-
(2,4-dichlorophenyl)-ethyl]carboxamide (0.05 mmol), was added t-
20 butylisocyanate (14 µL, 0.12 mmol). The solution was heated at 70°C
overnight. To the solution was added a THF solution of 2,6-
dimethylpiperazine (1 M, 0.1 mL, 0.1 mmol). After being heated at 70°C for 2
hours, the solution was subjected to HPLC purification to give (4-(((1Z)-2-aza-
1-(cis-3,5-dimethylpiperazinyl)-3,3-dimethylbut-1-enyl]amino)phenyl)-N-[2-
25 (2,4-dichlorophenyl)ethyl]carboxamide as its TFA salt.

HPLC: 27.05 minutes

MS: MH⁺ = 504

Example 16**Preparation of (4-[[1-((3S)-3-methylpiperazinyl)(1Z)-2-aza-3-cyclohexylprop-1-enyl]amino]phenyl)-N-[2-(2,4-dichlorophenyl)ethyl]carboxamide**

5 **Step 1.** Preparation of [4-(1,3-diaza-4-cyclohexylbuta-1,2-dienyl)phenyl]-N-[2-(2,4-dichlorophenyl)ethyl]carboxamide.

To a {4-[aza(triphenylidene)methyl]phenyl}-N-[2-(2,4-dichlorophenyl)ethyl] carboxamide solution (0.15 mmol) was added cyclohexylmethylthioisocyanate (0.18 mmol). The solution was heated at
10 80°C overnight, and used without further purification.

Step 2. Preparation of (4-[[1-((3S)-3-methylpiperazinyl)(1Z)-2-aza-3-cyclohexylprop-1-enyl]amino]phenyl)-N-[2-(2,4-dichlorophenyl)ethyl]carboxamide.

To the [4-(1,3-diaza-4-cyclohexylbuta-1,2-dienyl)phenyl]-N-[2-
15 (2,4-dichlorophenyl)ethyl]carboxamide solution (0.075 mmol) was added a THF solution of (S)-2-methylpiperazine (0.15 mmol). After being heated at 70°C for 2 hours, the solution was subjected to HPLC purification to give (4-[[1-((3S)-3-methylpiperazinyl)(1Z)-2-aza-3-cyclohexylprop-1-enyl]amino]phenyl)-N-[2-(2,4-dichlorophenyl)ethyl]carboxamide as its TFA
20 salt.

HPLC: 24.26 minutes

MS: MH⁺ = 530

Example 17**Preparation of (4-[[1-(1Z)-2-aza-1-(3,5-dimethylpiperazinyl)-3-cyclohexylprop-1-enyl]amino]phenyl)-N-[2-(2,4-dichlorophenyl)ethyl]carboxamide**

To the [4-(1,3-diaza-4-cyclohexylbuta-1,2-dienyl)phenyl]-N-[2-
25 (2,4-dichlorophenyl)ethyl]carboxamide solution (0.075 mmol) was added a THF solution of 2,6-dimethylpiperazine (0.15 mmol). After being heated at

70°C for 2 hours, the solution was subjected to HPLC purification to give (4-
{[(1Z)-2-aza-1-(3,5-dimethylpiperazinyl)-3-cyclohexylprop-1-
enyl]amino}phenyl)-N-[2-(2,4-dichlorophenyl)ethyl]carboxamide as its TFA
salt.

5 HPLC: 24.68 minutes

MS: MH⁺ = 544

Example 18

10 Preparation of (4-[[1-((3S)-3-methylpiperazinyl)(1Z)-2-aza-2- cyclooctylvinyl]amino}phenyl)-N-[2-(2,4- dichlorophenyl)ethyl]carboxamide

Step 1. Preparation of cyclooctaniscyanate.

A pre-cooled solution of diphosgene (236 mmol) in ethyl acetate
was added dropwise via an addition funnel into the cold solution of
cyclooctylamine (196 mmol) and charcoal (catalytic) in ethyl acetate at -10°C.

15 After the addition, the reaction was heated to reflux overnight, and filtered
through a Celite plug. The solution was concentrated to give a thick oil, which
was distilled *in vacuo* to yield cyclooctaniscyanate (46%) as a clear liquid.

20 Step 2. Preparation of (4-[[1-((3S)-3-methylpiperazinyl)(1Z)-2-aza-2- cyclooctylvinyl]amino}phenyl)-N-[2-(2,4-dichlorophenyl)ethyl] carboxamide.

To the polymer bound phosphineimine resin (0.15 mmol) in THF
was added cyclooctaniscyanate (0.15 mmol) and the reaction was heated at
70°C overnight. To the reaction was added (S)-2-methylpiperazine (0.18
mmol), and reaction was heated for 2 hours at 70°C. The resin was filtered
25 and washed with dichloromethane twice. The filtrate solution was
concentrated, and purified via HPLC to give (4-[[1-((3S)-3-
methylpiperazinyl)(1Z)-2-aza-2-cyclooctyl-vinyl]amino}phenyl)-N-[2-(2,4-
dichlorophenyl)ethyl]carboxamide as a white powder.

HPLC: 24.59 minutes

MS: MH⁺ = 544

Example 19

5 **Preparation of 4-[[1-(1Z)-2-aza-1-(3,5-dimethylpiperazinyl)-2-cyclooctylvinyl]amino]phenyl)-N-[2-(2,4-dichlorophenyl)ethyl]carboxamide**

To the polymer bound phosphineimine resin (0.150 mmol) in THF was added cyclooctaniscyanate (0.15 mmol) and the reaction was heated at 70°C overnight. To the reaction was added 2,6-dimethylpiperazine (0.18 mmol), and the reaction was heated for 2 hours at 70°C. The resin was
10 filtered and washed with dichloromethane twice. The filtrate solution was concentrated, and purified via HPLC to give 4-[[1-(1Z)-2-aza-1-(3,5-dimethylpiperazinyl)-2-cyclooctylvinyl]amino]phenyl)-N-[2-(2,4-dichlorophenyl)ethyl]carboxamide as a white powder.

HPLC: 24.80 minutes

15 MS: MH⁺ = 558.5

Example 20

Preparation of 4-[[1-((3S)-3-methylpiperazinyl)(1Z)-2-aza-2-(4-methylcyclohexyl)vinyl]amino]phenyl)-N-[2-(2,4-dichlorophenyl)ethyl]carboxamide

20 **Step 1.** Preparation 4-methylcyclohexaniscyanate.

A pre-cooled solution of diphosgene (530 mmol) in ethyl acetate was added dropwise via addition funnel into the cold solution of 4-methylcyclohexylamine (442 mmol) and charcoal (catalytic) in ethyl acetate at -10°C. After the addition, the reaction was heated to reflux overnight, and
25 filtered through a Celite plug. The solution was concentrated to give a thick oil, which was distilled *in vacuo* to yield (48%) as a clear liquid.

Step 2. Preparation of 4-[[1-((3S)-3-methylpiperazinyl)(1Z)-2-aza-2-(4-methylcyclo-hexyl)vinyl]amino]phenyl)-N-[2-(2,4-dichlorophenyl)-ethyl]carboxamide.

To the polymer bound phosphineimine resin (0.15 mmol) in THF was added 4-methylcyclohexaniscyanate (0.15 mmol) and the reaction was heated at 70°C overnight. To the reaction was added (S)-2-methylpiperazine (0.18 mmol), and reaction was heated for 2 hours at 70°C. The resin was
5 filtered and washed with dichloromethane twice. The filtrate solution was concentrated, and purified via HPLC to give 4-[[1-((3S)-3-methylpiperazinyl)(1Z)-2-aza-2-(4-methylcyclohexyl) vinyl] amino]phenyl)-N-[2-(2,4-dichlorophenyl)ethyl]carboxamide as a white powder.

HPLC: 23.97 minutes

10 MS: MH+ = 530.5

Example 21

Preparation of 4-[[[(1Z)-2-aza-1-(3,5-dimethylpiperazinyl)-2-(4-methylcyclohexyl)vinyl]amino]phenyl)-N-[2-(2,4-dichlorophenyl)ethyl]carboxamide

15 To the polymer bound phosphineimine resin (0.150 mmol) in THF was added 4-methylcyclohexaniscyanate (0.15 mmol), and the reaction was heated at 70°C overnight. To the reaction was added 2,6-dimethylpiperazine (0.18 mmol), and reaction was heated for 2 hours at 70°C. The resin was filtered and washed with dichloromethane twice. The filtrate
20 solution was concentrated, and purified via HPLC to give 4-[[[(1Z)-2-aza-1-(3,5-dimethylpiperazinyl)-2-(4-methylcyclohexyl) vinyl]amino]phenyl)-N-[2-(2,4-dichlorophenyl)ethyl]-carboxamide (a mixture of cis and trans isomers) as a white powder.

HPLC: 24.28 minutes (32.6%) and 24.46 minutes (67.3%)

25 MS: MH+ = 544.5

Example 22**Preparation of [4-(1,3-diaza-3-bicyclo[2.2.1]hept-2-ylpropa-1,2-dienyl)phenyl]-N-[2-(2,4-dichlorophenyl)ethyl]carboxamide**

To a solution of {4-[aza(triphenylidene)methyl]phenyl}-N-[2-(2,4-dichlorophenyl)ethyl]carboxamide (0.1 mmol) was added bicyclo[2.2.1]heptan-2-isothiocyanate (0.12 mmol). The mixture was heated at 90°C for 24 hours to give a phosphorane imine solution.

Example 23**Preparation of (4-[[1-((3S)-3-methylpiperazinyl)(1Z)-2-aza-2-bicyclo[2.2.1]hept-2-ylvinyl]amino]phenyl)-N-[2-(2,4-dichlorophenyl)ethyl]carboxamide**

To half of the phosphorane imine solution prepared from Example 22 was added (S)-2-methylpiperazine (0.2 mmol). The reaction was heated at 70°C for 2 hours. The mixture was concentrated and subjected to HPLC purification to give (4-[[1-((3S)-3-methylpiperazinyl)(1Z)-2-aza-2-bicyclo[2.2.1]hept-2-ylvinyl]-amino]phenyl)-N-[2-(2,4-dichlorophenyl)ethyl]carboxamide as its TFA salt.

HPLC: 23.26 minutes

MS: MH⁺ = 528

Example 24**Preparation of (4-[[1-(1Z)-2-aza-2-bicyclo[2.2.1]hept-2-yl-1-(3,5-dimethylpiperazinyl)vinyl]amino]phenyl)-N-[2-(2,4-dichlorophenyl)ethyl]carboxamide**

To half of the phosphorane imine solution prepared above (Example 22) was added 2,6-dimethylpiperazine (1 M in THF, 0.2 mL, 0.2 mmol). The reaction was heated at 70°C for 2 hours. The mixture was concentrated and subjected to HPLC purification to give (4-[[1-(1Z)-2-aza-2-

bicyclo[2.2.1]hept-2-yl-1-(3,5-dimethylpiperazinyl)vinyl]amino} phenyl)-N-[2-(2,4-dichlorophenyl)ethyl]carboxamide as its TFA salt.

HPLC: 23.71 minutes

MS: MH⁺ = 542

5

Example 25

Preparation of (4-([2-(trans-2-ethylcyclohexyl)(1Z)-2-aza-1-(3,5-dimethylpiperazinyl)vinyl]amino)phenyl)-N-[2-(2,4-dichlorophenyl)ethyl]carboxamide

Step 1. Preparation of 2-ethyl-1-(hydroxyimino)cyclohexane.

10 To a solution of 2-ethylcyclohexanone (104.3 mmol) in water and ethanol, and sodium acetate (125.1 mmol) were added hydroxylamine hydrochloride (156.4 mmol), the reaction was heated at 70°C overnight. The ethanol was removed under reduced pressure, and the reaction mixture was dissolved in water. The aqueous layer was extracted with ether, and the
15 combined organic extracts were washed with brine, dried over sodium sulfate, and concentrated to give 2-ethyl-1-(hydroxyimino)cyclohexane (52%) as a thick oil.

Step 2. Preparation of 2-ethylcyclohexylamine.

To the solution of 2-ethyl-1-(hydroxyimino)cyclohexane (6.8 g,
20 48.5 mmol) in ethanol (75 mL) were added sodium pieces (about 8.0 g) in portions, and the reaction was heated to reflux at 110°C overnight. More sodium pieces were added, and the reaction was stirred for another 6 hours. The reaction was treated with concentrated HCl (12 M, 4.0 mL) in water (25 mL). Ethanol was removed *in vacuo*. The aqueous layer was washed with
25 ether (10 mL), and treated with aqueous KOH (25 mL) and extracted with ether (3x20 mL). The combined organic extracts were washed with brine (20 mL), dried over sodium sulfate, and concentrated *in vacuo* to give 2-ethylcyclohexylamine as an off-white oil.

Step 3. Preparation of 2-ethylcyclohexylisocyanate.

To a solution of 2-ethylcyclohexylamine (0.61 mmol) in methanol was added HCl (4.0 M in dioxane, 0.152 mL), and concentrated to give a residue. Phosgene solution (20% in toluene, 6.0 mL) was added, and the reaction was heated at 110°C overnight. Toluene and excess of phosgene were removed *in vacuo* to give a residue.

Step 4. Preparation of (4-([2-(trans-2-ethylcyclohexyl)(1Z)-2-aza-1-(3,5-dimethylpiperazinyl)vinyl]amino)phenyl)-N-[2-(2,4-dichlorophenyl)ethyl]carboxamide

To a solution of [4-(azadiazomvinyl)phenyl]-N-[2-(2,4-dichlorophenyl)ethyl]carboxamide (0.785 mmol) in THF was added triphenylphosphine (0.785 mmol). The solution was stirred for 10 minutes and added to trans-2-ethylcyclohexylisocyanate as prepared above. The solution was heated at 70°C overnight. 2,6-dimethylpiperazine (0.785 mmol) was added, and the reaction was heated for 3 hours at 70°C. The solution was concentrated, and purified via HPLC to give (4-([2-(trans-2-ethylcyclohexyl)(1Z)-2-aza-1-(3,5-dimethylpiperazinyl)vinyl]amino)phenyl)-N-[2-(2,4-dichlorophenyl)ethyl]-carboxamide as a white powder.

HPLC: 24.60 minutes

MS: MH⁺ = 558.3

Example 26**Preparation of (4-([1-((3S)-3-methylpiperazinyl)(1Z)-2-aza-2-(2-cyclohexylcyclohexyl)vinyl]amino)phenyl)-N-[2-(2,4-dichlorophenyl)ethyl]carboxamide****Step 1.** Preparation of 2-cyclohexylcyclohexylisocyanate.

A solution of 2-cyclohexylcyclohexylamine (1.0 mmol) in methanol was treated with HCl (4 N in dioxane, 0.5 mL, 2 mmol), and concentrated to give a residue, which was treated with phosgene, and heated

at 110°C overnight. Toluene and excess of phosgene were removed *in vacuo* to give a residue.

Step 2. Preparation of (4-[[1-((3S)-3-methylpiperazinyl)(1Z)-2-aza-2-(2-cyclohexylcyclohexyl)-vinyl]amino}phenyl)-N-[2-(2,4-dichlorophenyl)ethyl] carboxamide.

To the isocyanate residue was added a solution of {4-[aza(triphenyl-ylidene)methyl]phenyl}-N-[2-(2,4-dichlorophenyl)-ethyl]carboxamide prepared *in situ* from [4-(azadiazomvinyl)phenyl]-N-[2-(2,4-dichlorophenyl)-ethyl]carboxamide (0.6 mmol) and triphenylphosphine (0.6 mmol) in THF (10 mL). The solution was heated for 70°C overnight. To half of the solution was added (S)-2-methylpiperazine (0.5 mmol) and the reaction was heated at 70°C for 2 hours. The mixture was concentrated and subjected to HPLC purification to give (4-[[1-((3S)-3-methylpiperazinyl)(1Z)-2-aza-2-(2-cyclohexylcyclohexyl)-vinyl]amino}phenyl)-N-[2-(2,4-dichlorophenyl)ethyl]carboxamide as its TFA salt.

HPLC: 27.79 minutes

MS: MH⁺ = 598

Example 27

Preparation of (4-[[1-((1Z)-2-aza-1-(3,5-dimethylpiperazinyl)-2-(2-cyclohexylcyclohexyl)vinyl]amino}phenyl)-N-[2-(2,4-dichlorophenyl)ethyl]carboxamide

To half of the {4-[1,3-diaza-3-(2-cyclohexylcyclohexyl)propa-1,2-dienyl]phenyl}-N-[2-(2,4-dichlorophenyl)ethyl]carboxamide solution prepared above was added 2,6-dimethylpiperazine (0.5 mmol), and the mixture was heated at 70°C for 2 hours. The mixture was concentrated and subjected to HPLC purification to give (4-[[1-((1Z)-2-aza-1-(3,5-dimethylpiperazinyl)-2-(2-cyclohexylcyclohexyl)vinyl]-amino}phenyl)-N-[2-(2,4-dichlorophenyl)ethyl]carboxamide as its TFA salt.

HPLC: 28.52 minutes

MS: MH⁺ = 612

Example 28

Preparation of (4-[[1-((3S)-3-methylpiperazinyl)(1Z)-2-aza-2-(2-methoxycyclohexyl)vinyl]amino]phenyl)-N-[2-(2,4-dichlorophenyl)ethyl]carboxamide

5

Step 1. Preparation of 1-(hydroxyimino)-2-methoxycyclohexane.

A mixture of 2-methoxycyclohexanone (39.0 mmol), hydroxylamine hydrochloride (72 mmol), and sodium acetate (48.8 mmol) in ethanol and water was heated at 70°C overnight. Ethanol was removed, and the residue was dissolved in water and ethyl acetate. The aqueous layer was extracted with ethyl acetate. The combined organic layers were washed with brine, dried, and concentrated to give 1-(hydroxyimino)-2-methoxycyclohexane.

10

Step 2. Preparation of 2-methoxycyclohexylamine.

A mixture of 1-(hydroxyimino)-2-methoxycyclohexane (1.05 mmol) and Raney Nickel (0.5 g) in ethanol (30 mL) was hydrogenated (90 psi) at room temperature for 2 days. The mixture was filtered through a pad of Celite, washed with MeOH, and concentrated. The residue was dissolved in MeOH, treated with HCl (4 N in dioxane, 4 mmol), and concentrated to give 2-methoxycyclohexylamine hydrochloride.

15

20

Step 3. Preparation of 2-methoxycyclohexylisocyanate.

A mixture of methoxycyclohexylamine hydrochloride (0.84 mmol) and a phosgene solution (20% in toluene) was heated at 110°C overnight. Toluene and excess phosgene were removed *in vacuo* to give a residue.

25

Step 4. Preparation of (4-[[1-((3S)-3-methylpiperazinyl)(1Z)-2-aza-2-(2-methoxycyclohexyl)vinyl]amino]phenyl)-N-[2-(2,4-dichlorophenyl)ethyl]carboxamide.

To the isocyanate residue was added a solution of 4-[aza(triphenylidene)methyl]phenyl]-N-[2-(2,4-dichlorophenyl)-ethyl]carboxamide prepared *in situ* from 4-(azadiazomvinyl)phenyl]-N-[2-(2,4-dichlorophenyl)-ethyl]carboxamide (0.3 mmol) and triphenylphosphine (0.3 mmol) in THF. The solution was heated for 70°C overnight. To half of the solution was added (S)-2-methylpiperazine (26 mg, 0.25 mmol), and the mixture was heated at 70°C for 2 hours. The mixture was concentrated and subjected to HPLC purification to give 4-[[1-((3S)-3-methylpiperazinyl)(1Z)-2-aza-2-(2-methoxycyclohexyl)vinyl]amino]-phenyl]-N-[2-(2,4-dichlorophenyl)ethyl]carboxamide (a mixture of cis and trans isomers) as its TFA salt.

HPLC: 23.10 and 23.25 minutes

MS: MH⁺ = 546

Example 29

15 Preparation of 4-[[1-(1Z)-2-aza-1-(3,5-dimethylpiperazinyl)-2-(2-methoxycyclohexyl)vinyl]amino]phenyl]-N-[2-(2,4-dichlorophenyl)ethyl]carboxamide

To half the 4-[1,3-diaza-3-(2-methoxycyclohexyl)propa-1,2-dienyl]phenyl]-N-[2-(2,4-dichlorophenyl)ethyl]carboxamide solution prepared above was added 2,6-dimethylpiperazine (28 mg, 0.25 mmol), and the mixture was heated at 70°C for 2 hours. The mixture was concentrated and subjected to HPLC purification to give 4-[[1-(1Z)-2-aza-1-(3,5-dimethylpiperazinyl)-2-(2-methoxycyclohexyl)vinyl]amino]phenyl]-N-[2-(2,4-dichlorophenyl)ethyl]carboxamide (a mixture of cis and trans isomers) as its TFA salt.

HPLC: 23.44 and 23.66 minutes

MS: MH⁺ = 560

Example 30**Preparation of 4-[[[(1Z)-2-aza-1-(cis-3,5-dimethylpiperazinyl)-2-perhydro-2H-pyran-4-ylvinyl]amino]phenyl]-N-[2-(2,4-dichlorophenyl)ethyl]carboxamide**

- 5 **Step 1.** Preparation of 4-(hydroxyimino)-3,5,6-trihydro-2H-pyran.

A mixture of 3,5,6-trihydro-2H-pyran-4-one (50 mmol), hydroxylamine hydrochloride (72 mmol), and sodium acetate (61 mmol) in ethanol was heated at 70°C overnight. Ethanol was removed *in vacuo*. The residue was dissolved in water and ethyl acetate. The aqueous layer was
10 extracted with ethyl acetate. The combined organic layers were washed with brine, dried over Na₂SO₄, and concentrated to give 4-(hydroxyimino)-3,5,6-trihydro-2H-pyran (88%).

- Step 2.** Preparation of perhydro-2H-pyran-4-ylamine hydrochloride.

A mixture of 4-(hydroxyimino)-3,5,6-trihydro-2H-pyran (43.4
15 mmol) and Raney Nickel (200 mg) in ethanol was hydrogenated (90 psi) at room temperature for 3 days. The mixture was filtered through a pad of Celite, washed with MeOH, and concentrated. The residue was dissolved in MeOH, and treated with HCl (4 N in dioxane, 60 mmol), and concentrated to give perhydro-2H-pyran-4-ylamine hydrochloride (89%).

- 20 **Step 3.** Preparation of 4-[[[(1Z)-2-aza-1-(cis-3,5-dimethylpiperazinyl)-2-perhydro-2H-pyran-4-ylvinyl]amino]phenyl]-N-[2-(2,4-dichlorophenyl)ethyl] carboxamide.

A mixture of perhydro-2H-pyran-4-ylamine hydrochloride (0.5 mmol) and a phosgene solution (20% in toluene, 4 mL) was heated at 110°C
25 overnight. Toluene and excess phosgene were removed *in vacuo*. To the residue was added a solution of 4-[aza(triphenylidene)methyl]phenyl]-N-[2-(2,4-dichlorophenyl)-ethyl]carboxamide prepared *in situ* from [4-(azadiazomvinyl)phenyl]-N-[2-(2,4-dichlorophenyl)-ethyl]carboxamide (0.3 mmol) and triphenylphosphine (0.3 mmol) in THF. The solution was heated
30 for 70°C for 4 hours. To the solution was added cis-2,6-dimethylpiperazine

(0.5 mmol) and heated at 70°C for 2 hours. The mixture was concentrated and subjected to HPLC purification to give 4-[[[(1Z)-2-aza-1-(cis-3,5-dimethylpiperazinyl)-2-perhydro-2H-pyran-4-ylvinyl]amino]phenyl]-N-[2-(2,4-dichlorophenyl)ethyl]carboxamide as its TFA salt.

5 HPLC: 20.50 minutes

MS: MH⁺ = 532.2

Example 31

10 **Preparation of (4-[[2-(trans-2-phenylcyclohexyl)(1Z)-2-aza-1-(3,5-dimethylpiperazinyl)vinyl]amino]phenyl)-N-[2-(2,4-dichlorophenyl)ethyl]carboxamide**

Step 1. Preparation of 2-phenylcyclohexyloxime.

To a solution of 2-phenylcyclohexanone (28.6 mmol) in water and ethanol, and sodium acetate (34.4 mmol) was added hydroxylamine hydrochloride (43.0 mmol). The reaction was heated at 70°C overnight, and
15 ethanol was removed under reduced pressure. The reaction mixture was dissolved in water and extracted with ether. The combined organic extracts were washed with brine, dried over sodium sulfate, and concentrated to give 2-phenylcyclohexyloxime (92%) as a fluffy white powder.

Step 2. Preparation of trans-2-phenylcyclohexylamine.

20 To a solution of trans-2-phenylcyclohexyloxime (7.92 mmol) in ethanol were added sodium pieces (about 3.0 g in portions). The reaction was heated to reflux at 110°C overnight. More sodium pieces were added and the reaction was further stirred for another 6 hours. The reaction mixture was treated with concentrated HCl in water, and ethanol was removed *in vacuo*.
25 The aqueous layer was extracted with ether and neutralized with aqueous KOH. The aqueous layer was treated with ether. The ether layers were washed with brine, dried over sodium sulfate, and concentrated *in vacuo* to give 2-phenylcyclohexylamine as a brown oil.

Step 3. Preparation of trans-2-phenylcyclohexylisocyanate.

To a solution of 2-phenylcyclohexylamine (2.28 mmol) in methanol was added HCl (4.0 M in dioxane, 0.57 mL). The solution was concentrated and treated with phosgene solution (20% in toluene, 16.0 mL).

5 The reaction was heated at 110°C overnight and concentrated *in vacuo*.

Step 4. Preparation of (4-([2-(trans-2-phenylcyclohexyl)(1Z)-2-aza-1-(3,5-dimethyl-piperazinyl)vinyl]amino}phenyl)-N-[2-(2,4-dichlorophenyl)ethyl]carboxamide.

To a solution of [4-(azadiazomvinyl)phenyl]-N-[2-(2,4-dichlorophenyl)-ethyl]carboxamide (0.149 mmol) in THF was added triphenylphosphine (0.149 mmol). The mixture was stirred for 10 minutes and transferred to 2-phenylcyclohexyl isocyanate (about 100 mg) as prepared above. The reaction was heated at 70°C overnight. 2,6-dimethylpiperazine (0.149 mmol) was added, and the reaction was heated 3 hours at 70°C. The solution was concentrated, and purified via HPLC to give (4-([2-(trans-2-phenylcyclohexyl)(1Z)-2-aza-1-(3,5-dimethylpiperazinyl)vinyl] amino}phenyl)-N-[2-(2,4-dichlorophenyl)ethyl]carboxamide as an off-white powder.

10
15

HPLC: 24.86 minutes

MS: MH⁺ = 606.63

Example 32

Preparation of (4-[[1-((3S)-3-methylpiperazinyl)(1Z)-2-aza-2-(4-methoxycyclohexyl)vinyl]amino]phenyl)-N-[2-(2,4-dichlorophenyl)ethyl]carboxamide

- 5 **Step 1.** Preparation of 4-methoxycyclohexaniscyanate.

To a solution of 4-methoxycyclohexanecarboxylic acid (2.0 mmol), in DCM was added oxalyl chloride and two drops of DMF. After 1 hour, DCM and excess oxalyl chloride were removed, and the produce was pumped on for 10 minutes. The residue was dissolved in acetone and added
10 to a solution of sodium azide (0.3 g) in water at 0°C. The mixture was stirred at room temperature for 30 minutes and then diluted with chloroform. The organic layer was washed with brine, dried over Na₂SO₄, and concentrated to 10 mL. The solution was heated at 90°C for 30 minutes, concentrated, and dissolved in THF (4 mL).

- 15 **Step 2.** Preparation of {4-[1,3-diaza-3-(4-methoxycyclohexyl)propa-1,2-dienyl]phenyl}-N-[2-(2,4-dichlorophenyl)ethyl]carboxamide.

To a solution of {4-[aza(triphenylidene)methyl]phenyl}-N-[2-(2,4-dichlorophenyl)ethyl]carboxamide, prepared *in situ* from [4-(azadiazomvinyl)-phenyl]-N-[2-(2,4-dichlorophenyl)-ethyl]carboxamide (0.3
20 mmol) and triphenylphosphine (0.3 mmol) in THF, was added the 4-methoxycyclohexaniscyanate THF solution prepared above. The solution was heated at 70°C overnight.

- 25 **Step 3.** Preparation of (4-[[1-((3S)-3-methylpiperazinyl)(1Z)-2-aza-2-(4-methoxycyclohexyl)vinyl]amino]phenyl)-N-[2-(2,4-dichlorophenyl)ethyl]carboxamide.

To the carbodiimide solution (0.15 mmol) from Step 2, was added (S)-2-methylpiperazine (0.25 mmol). The solution was heated at 70°C for 2 hours, and subjected to HPLC purification to give (4-[[1-((3S)-3-methylpiperazinyl)(1Z)-2-aza-2-(4-methoxycyclohexyl)vinyl]amino] phenyl)-N-

[2-(2,4-dichlorophenyl)ethyl] carboxamide (a mixture of cis and trans isomers) as its TFA salt.

HPLC: 21.34 and 21.95 minutes

MS: MH⁺ = 546

5 Example 33

Preparation of (4-[[[(1Z)-2-aza-1-(cis-3,5-dimethylpiperazinyl)-2-(4-methoxycyclohexyl)vinyl]amino]phenyl]-N-[2-(2,4-dichlorophenyl)ethyl]carboxamide

To a {4-[1,3-diaza-3-(4-methoxycyclohexyl)propa-1,2-
 10 dienyl]phenyl}-N-[2-(2,4-dichlorophenyl)ethyl]carboxamide solution (0.15 mmol) was added 2,6-dimethylpiperazine (0.25 mmol). The solution was heated at 70°C for 2 hours, and subjected to HPLC purification to give (4-
 15 [[(1Z)-2-aza-1-(cis-3,5-dimethylpiperazinyl)-2-(4-methoxycyclohexyl)vinyl]amino]phenyl)-N-[2-(2,4-dichlorophenyl)-ethyl]carboxamide (a mixture of cis and trans isomers) as its TFA salt.

HPLC: 21.64 and 22.24 minutes

MS: MH⁺ = 560

Example 34

Preparation of (4-[[1-((3S)-3-methylpiperazinyl)(1Z)-2-aza-2-(4-phenylcyclohexyl)vinyl]amino]phenyl)-N-[2-(2,4-dichlorophenyl)ethyl]carboxamide

Step 1. Preparation of 1-(hydroxyimino)-4-phenylcyclohexane.

A mixture of 4-phenylcyclohexanone (28.7 mmol),
 hydroxylamine hydrochloride (36.0 mmol), and sodium acetate (60.95 mmol)
 25 in ethanol and water was heated at 70°C overnight. Ethanol was removed, and the residue was dissolved in water and ethyl acetate. The aqueous layer was extracted with ethyl acetate. The combined organic layers were washed

with brine, dried, and concentrated to give 1-(hydroxyimino)-4-phenylcyclohexane (97%).

Step 2. Preparation of 4-phenylcyclohexylamine.

A mixture of 1-(hydroxyimino)-4-phenylcyclohexane (17.4 mmol) and Raney Nickel (300 mg) in ethanol was hydrogenated (90 psi) at 50°C for 40 hours. The mixture was filtered through a pad of Celite, washed with MeOH, and concentrated. The residue was dissolved in MeOH, treated with HCl (4 N in dioxane, 20 mmol), and concentrated to give 4-phenylcyclohexylamine hydrochloride (100%).

Step 3. Preparation of 4-phenylcyclohexanisisocyanate.

A mixture of 4-phenylcyclohexylamine hydrochloride (0.5 mmol) and a phosgene solution (20% in toluene, 4 mL) was heated at 110°C overnight. Toluene and excess phosgene were removed *in vacuo* to give a residue.

Step 4. Preparation of (4-[[1-((3S)-3-methylpiperazinyl)(1Z)-2-aza-2-(4-phenylcyclohexyl)vinyl]amino]phenyl)-N-[2-(2,4-dichlorophenyl)ethyl]carboxamide.

To the isocyanate residue was added a solution of {4-[aza(triphenylidene)methyl]phenyl}-N-[2-(2,4-dichlorophenyl)-ethyl]carboxamide prepared *in situ* from [4-(azadiazomvinyl)phenyl]-N-[2-(2,4-dichlorophenyl)-ethyl]carboxamide (0.3 mmol) and triphenylphosphine (0.3 mmol) in THF. The solution was heated for 70°C overnight. To half of the solution was added (S)-2-methylpiperazine (0.25 mmol), and the mixture was heated at 70°C for 2 hours. The mixture was concentrated and subjected to HPLC purification to give (4-[[1-((3S)-3-methylpiperazinyl)(1Z)-2-aza-2-(4-phenylcyclohexyl)vinyl]amino]phenyl)-N-[2-(2,4-dichlorophenyl)ethyl]carboxamide as its TFA salt.

HPLC: 26.37 minutes

MS: MH⁺ = 592

Example 35**Preparation of 4-[[[(1Z)-2-aza-1-(cis-3,5-dimethylpiperazinyl)-2-(4-phenylcyclohexyl)vinyl]amino]phenyl]-N-[2-(2,4-dichlorophenyl)ethyl]carboxamide**

5 To half of the solution prepared above (Example 34) was added cis-2,6-dimethylpiperazine (0.25 mmol), and the mixture was heated at 70°C for 2 hours. The mixture was concentrated and subjected to HPLC purification to give 4-[[[(1Z)-2-aza-1-(cis-3,5-dimethylpiperazinyl)-2-(4-phenylcyclohexyl)vinyl]amino]phenyl]-N-[2-(2,4-
10 dichlorophenyl)ethyl]carboxamide as its TFA salt.

HPLC: 26.52 minutes

MS: MH⁺ = 606

Example 36**General procedure for the preparation of polystyrene-bound 4-hydroxy-2-methoxybenzaldehyde.**

15 Merrifield resin (1 equivalent) was soaked in N-methylpyrrolidinone (NMP) for 5 minutes, after which time, 2 equivalents of 4-hydroxy-2-methoxybenzaldehyde and K₂CO₃ (2 equivalents) were added. The resulting mixture was degassed with argon and heated at 120°C for 18
20 hours with shaking. The resin was filtered and washed with DMF, H₂O, MeOH and CH₂Cl₂. The beads were then dried overnight under vacuum to yield resin-bound 4-hydroxy-2-methoxybenzaldehyde.

Example 37**General procedure for the preparation of polystyrene-bound amines.**

25 Resin-bound 4-hydroxy-2-methoxybenzaldehyde (1 equivalent) was treated with 10 equivalents of a primary amine in (MeO)₃CH for 18 hours at 23°C with shaking. The resin-bound imine was rinsed quickly (3 x) with

anhydrous CH_2Cl_2 . The resin-bound imine was immediately reduced using pyridine-borane complex (5 equivalents) in a solution of CH_2Cl_2 :MeOH:AcOH (2:2:1) with shaking at 23°C for 18 hours. The resulting resin-bound amine was washed with CH_2Cl_2 , MeOH, Et_3N and CH_2Cl_2 and dried overnight under vacuum.

Example 38

General procedure for the preparation of polystyrene-bound p-azidobenzamides.

A mixture of resin-bound amine (1 equivalent), p-azidobenzoic acid (10 equivalents) and anhydrous CH_2Cl_2 was shaken until most of the acid had dissolved. To this mixture was added DIC (3.3 equivalents), and the resulting mixture was shaken for 3 hours at 23°C. After this time, the resin was washed with CH_2Cl_2 and anhydrous THF (each wash was repeated 3 x) and the resin-bound benzamide was dried overnight under vacuum.

Example 39

General procedure for the preparation of polystyrene-bound p-benzamido iminophosphoranes.

To a mixture of resin-bound p-azidobenzamide (1 equivalent) and anhydrous THF was added Ph_3P (10 equivalents) at 23°C. Vigorous bubbling ensued which subsided after about 30 minutes. The resulting mixture was shaken at room temperature for 18 hours, filtered, washed with anhydrous THF and CH_2Cl_2 , and dried under vacuum overnight to yield resin-bound p-benzamido iminophosphorane.

Example 40**General procedure for the preparation of polystyrene-bound p-benzamido carbodiimides.**

A mixture of resin-bound p-benzamido iminophosphorane (1 equivalent) and anhydrous THF was treated with an isocyanate (10 equivalents) at 23°C for 16 hours with shaking. The resin was then filtered, washed with anhydrous THF and CH₂Cl₂ and dried under vacuum overnight to yield resin-bound p-benzamido carbodiimide.

10

Example 41**General procedure for the preparation of polystyrene-bound p-benzamido guanidines.**

A mixture of resin-bound p-benzamido carbodiimide (1 equivalent) and anhydrous THF was treated with an amine (20 equivalents) for 36 hours at 23°C with shaking. The resin was then filtered, washed with DMF, MeOH and CH₂Cl₂ and dried under vacuum to yield resin-bound p-benzamido guanidine. The desired product was liberated from the polystyrene support using TFA: CH₂Cl₂ (4:1) at 23°C for 3 hours with shaking. The resin was filtered, washed with CH₂Cl₂, and the resulting filtrate was concentrated under reduced pressure to yield p-benzamido guanidine as the TFA salt.

The following compounds were synthesized using the general procedures described above:

{4-(((1Z)-2-aza-1-[[2-(dimethylamino)ethyl]benzylamino]-2-cyclohexylvinyl)amino]phenyl}-N-(2-phenylethyl)carboxamide. LC/MS m/z 526.7 (MH⁺), Rt 3.15 minutes.

- {4-[[[(1Z)-2-aza-1-[[2-(dimethylamino)ethyl]benzylamino]-2-cyclohexylvinyl]amino]phenyl]-N-[2-(4-methoxyphenyl)ethyl]carboxamide.
LC/MS m/z 556.8 (MH⁺), Rt 3.28 minutes.
- 5 {4-[[[(1Z)-2-aza-1-[[2-(dimethylamino)ethyl]benzylamino]-2-cyclohexylvinyl]amino]phenyl]-N-[2-(3-chlorophenyl)ethyl]carboxamide.
LC/MS m/z 561.2 (MH⁺), Rt 3.29 minutes.
- {4-[[[(1Z)-2-aza-2-cyclohexyl-1-[[4-fluorophenyl)methyl](2-pyridylmethyl)amino]vinyl]amino]phenyl]-N-(2-phenylethyl)carboxamide.
LC/MS m/z 564.7 (MH⁺), Rt 3.98 minutes.
- 10 {4-[[[(1Z)-2-aza-1-[[2-(dimethylamino)ethyl]benzylamino]-2-cyclohexylvinyl]amino]phenyl]-N-[2-(2,4-dichlorophenyl)ethyl]carboxamide.
LC/MS m/z 595.6 (MH⁺), Rt 3.53 minutes.
- {4-[[[(1Z)-2-aza-1-[[2-(dimethylamino)ethyl]benzylamino]-2-cyclohexylvinyl]amino]phenyl]-N-[2-(4-ethylphenyl)ethyl]carboxamide. LC/MS
15 m/z 554.8 (MH⁺), Rt 3.53 minutes.
- {4-[[[(1Z)-2-aza-1-[[2-(dimethylamino)ethyl]benzylamino]-2-cyclohexylvinyl]amino]phenyl]-N-[2-(2-methoxyphenyl)ethyl]carboxamide.
LC/MS m/z 556.8 (MH⁺), Rt 3.23 minutes.
- 20 {4-[[[(1Z)-2-aza-1-[[2-(dimethylamino)ethyl]benzylamino]-2-cyclohexylvinyl]amino]phenyl]-N-(2-cyclohex-1-enylethyl)carboxamide.
LC/MS m/z 530.8 (MH⁺), Rt 2.85 minutes.
- {4-[[[(1Z)-2-aza-1-[[2-(dimethylamino)ethyl]benzylamino]-2-cyclohexylvinyl]amino]phenyl]-N-[2-(2-fluorophenyl)ethyl]carboxamide.
LC/MS m/z 544.7 (MH⁺), Rt 2.02 minutes.
- 25 {4-[[[(1Z)-2-aza-1-[[2-(dimethylamino)ethyl]benzylamino]-2-cyclohexylvinyl]amino]phenyl]-N-[2-(2-chlorophenyl)ethyl]carboxamide.
LC/MS m/z 561.2 (MH⁺), Rt 2.10 minutes.

- {4-[[[(1Z)-2-aza-1-[[2-(dimethylamino)ethyl]benzylamino]-2-cyclohexylvinyl]amino]phenyl]-N-[2-(4-bromophenyl)ethyl]carboxamide. LC/MS m/z 605.6 (MH⁺), Rt 2.20 minutes.
- 5 {4-[[[(1Z)-2-aza-1-[[2-(dimethylamino)ethyl]benzylamino]-2-cyclohexylvinyl]amino]phenyl]-N-[2-(4-methylphenyl)ethyl]carboxamide. LC/MS m/z 540.8 (MH⁺), Rt 2.10 minutes.
- {4-[[[(1Z)-2-aza-1-[[2-(dimethylamino)ethyl]benzylamino]-2-cyclohexylvinyl]amino]phenyl]-N-[2-(4-chlorophenyl)ethyl]carboxamide. LC/MS m/z 561.2 (MH⁺), Rt 2.10 minutes.
- 10 [4-{{{(1E)-2-aza-1-[[[1-(4-chlorophenyl)methyl]-5-methylimidazol-4-yl]methyl]amino]-2-cyclohexylvinyl}amino]phenyl]-N-[2-(4-methoxyphenyl)ethyl]carboxamide. LC/MS m/z 614.2 (MH⁺), Rt 2.20 minutes.
- 15 {4-[[[(1Z)-2-aza-1-[[2-(dimethylamino)ethyl]benzylamino]-2-cyclohexylvinyl]amino]phenyl]-N-[2-(4-methoxyphenyl)ethyl]carboxamide. LC/MS m/z 556.8 (MH⁺), Rt 3.27 minutes.
- {4-[[[(1E)-2-aza-2-cyclohexyl-1-(4-methylpiperidyl)vinyl]amino]phenyl]-N-[2-(2,4-dichlorophenyl)ethyl]carboxamide. LC/MS m/z 516.5 (MH⁺), Rt 3.35 minutes.
- 20 {4-[[[(1Z)-2-aza-2-cyclohexyl-1-piperazinylvinyl]amino]phenyl]-N-[2-(2,4-dichlorophenyl)ethyl]carboxamide. LC/MS m/z 503.5 (MH⁺), Rt 3.33 minutes.
- {4-[[[(1Z)-2-aza-2-cyclohexyl-1-(1,4-diazaperhydroepinyl)vinyl]amino]phenyl]-N-[2-(2,4-dichlorophenyl)ethyl]carboxamide. LC/MS m/z 517.5 (MH⁺), Rt 3.36 minutes.
- 25

(4-[[1-(2,5-trans-dimethylpiperazinyl)(1Z)-2-aza-2-cyclohexyl-vinyl]amino]phenyl)-N-[2-(2,4-dichlorophenyl)ethyl]carboxamide. LC/MS m/z 531.5 (MH⁺), Rt 3.42 minutes.

5 (4-[[[(1Z)-2-aza-1-(2,5-diazabicyclo[4.4.0]dec-2-yl)-2-cyclohexyl-vinyl]amino]phenyl)-N-[2-(2,4-dichlorophenyl)ethyl]carboxamide. LC/MS m/z 557.6 (MH⁺), Rt 3.52 minutes.

(4-[[1-((3R)-3-methylpiperazinyl)(1Z)-2-aza-2-cyclohexylvinyl]-amino]phenyl)-N-[2-(2,4-dichlorophenyl)ethyl]carboxamide. LC/MS m/z 517.5 (MH⁺), Rt 3.36 minutes.

10 {4-[[[(1Z)-2-aza-1-[[2-(dimethylamino)ethyl][4-ethylphenyl)methyl]-amino]-3-methylbut-1-enyl]amino]phenyl)-N-[2-(2,4-dichlorophenyl)ethyl]-carboxamide. LC/MS m/z 583.6 (MH⁺), Rt 3.58 minutes.

15 (4-[[1-((3S)-3-methylpiperazinyl)(1Z)-2-aza-2-cyclohexylvinyl]amino]-3-methoxyphenyl)-N-[2-(2,4-dichlorophenyl)ethyl]carboxamide. LC/MS m/z 547.5 (MH⁺), Rt 3.25 minutes.

(4-[[1-((3S)-3-methylpiperazinyl)(1Z)-2-aza-2-cyclohexylvinyl]amino]-2-chlorophenyl)-N-[2-(2,4-dichlorophenyl)ethyl]carboxamide. LC/MS m/z 552.0 (MH⁺), Rt 3.32 minutes.

20 (4-[[1-((3S)-3-methylpiperazinyl)(1Z)-2-aza-2-cyclohexylvinyl]amino]-3-methylphenyl)-N-[2-(2,4-dichlorophenyl)ethyl]carboxamide. LC/MS m/z 531.5 (MH⁺), Rt 3.30 minutes.

25 (4-[[1-((3S)-3-methylpiperazinyl)(1Z)-2-aza-2-cyclohexylvinyl]amino]-5-chloro-2-methoxyphenyl)-N-[2-(2,4-dichlorophenyl)ethyl]carboxamide. LC/MS m/z 582.0 (MH⁺), Rt 3.48 minutes.

Example 42**Generic Experimentals for Examples 43 - 59**

Step 1. Synthesis of immobilized{4-[aza(triphenylidene)methyl]phenyl}-N-[2-(2,4-dichlorophenyl)ethyl]carboxamide

- 5 1 mmol of resin bound triphenylphosphine in a round-bottomed flask was suspended in THF and cooled to 0°C with stirring. 1 mmol of the azide ([4-(azadiazomvinyl)phenyl]-N-[2-(2,4-dichlorophenyl)ethyl]carboxamide) was then added slowly in small portions and the flask vented to release the evolved nitrogen. After 30 minutes at 0°C, 10 the reaction was stirred at room temperature for 8 hours and then filtered and washed with dry DCM and the resin immobilized{4-[aza(triphenylidene)methyl]phenyl}-N-[2-(2,4-dichlorophenyl)ethyl] carboxamide was dried *in vacuo* for 8 hours.

Step 2. Synthesis of isocyanates from amine hydrochlorides

- 15 To 1 g of an amine hydrochloride in a round-bottomed flask fitted with a reflux condenser was added 6 ml of phosgene solution in toluene (20%), and the suspension heated to reflux (110°C) till it turned clear (usually after about 2-8 hours). The solution was cooled and concentrated *in vacuo* and the resulting isocyanate was either distilled or used as such.

20 **Step 3.** Synthesis of isocyanates from carboxylic acids

- To 1 mmol of carboxylic acid dissolved in 5 ml of DCM was added 1 mmol of triethyl amine and 1 mmol of diphenylphosphorazidate, and the reaction was stirred under nitrogen for 30 minutes at 0°C and then at 50°C for 3 hours. The reaction was then cooled to room temperature, concentrated 25 *in vacuo* and then dry THF was added to make up a stock solution of the isocyanate which was used without further purification.

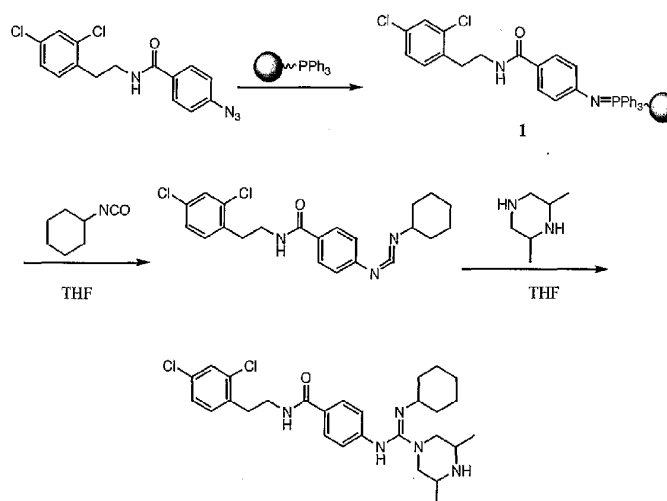
Step 4. Synthesis of carbodiimide

To resin bound phophinimine (Step 1 above; 1 mmol) suspended in dry THF was added 1 mmol of the isocyanate from Steps 2 or 3 above, and the suspension was stirred for 8 hours at 70°C in a capped vial.

Step 5. Synthesis of guanidine

- 5 The reaction in Step 4 above was cooled to room temperature, 2 equivalents of a piperazine were added, and the reaction mixture was heated at 70°C with stirring for 2 hours and cooled. The reaction mixture was then filtered, washed with THF, and the combined filtrate was concentrated *in vacuo* and the residue purified by silica gel chromatography, eluting with 10% methanol in DCM with 2% triethyl amine. The final product could be further
- 10 purified with reversed phase HPLC.

General Experimental Scheme for Examples 43-59



Example 43**Synthesis of (4-[[trans-2-methylcyclohexyl](1Z)-2-aza-1-(3,5-dimethylpiperazinyl)vinyl]amino}phenyl)-N-[2-(2,4-dichlorophenyl)ethyl]carboxamide**

- 5 **Step 1.** Synthesis of immobilized{4-[aza(triphenylidene)methyl]phenyl}-N-[2-(2,4-dichlorophenyl)ethyl]carboxamide

1 mmol of resin bound triphenylphosphine in a round-bottomed flask was suspended in THF and cooled to 0°C with stirring. 1 mmol of the azide ([4-(azadiazomvinyl)phenyl]-N-[2-(2,4-dichlorophenyl)ethyl]carboxamide) was then added slowly in small portions and the flask vented to release the evolved nitrogen. After 30 minutes at 0°C, the reaction was stirred at room temperature for 8 hours and then filtered, washed with dry DCM, and the resin immobilized {4-[aza(triphenylidene)methyl]phenyl}-N-[2-(2,4-dichlorophenyl)ethyl]carboxamide was dried *in vacuo* for 8 hours.

- Step 2.** Synthesis of isocyanate from amine hydrochloride

To 1 g of trans-2-methylcyclohexylamine hydrochloride (synthesized by hydroboration of 2-methylcyclohexene as described by H.C. Brown et al., *Tetrahedron*, 43, No.18, 4071-4078 (1987)) in a round-bottomed flask fitted with a reflux condenser, was added 6 ml of phosgene solution in toluene (20%) and the suspension was heated to reflux (110°C) until it turned clear (usually after about 2-8 hours). The solution was cooled and concentrated *in vacuo* and the resulting isocyanate was either distilled or used as such.

- 25 **Step 3.** Synthesis of carbodiimide

To resin bound phophinimine (1 mmol) suspended in dry THF was added 1 mmol of the isocyanate from step 2 above, and the suspension was stirred for 8 hours at 70°C in a capped vial.

Step 4. Synthesis of guanidine

The product of step 3 above was cooled to room temperature, 2 equivalents of the *cis*-2,6-methylpiperazine were added, and the reaction mixture was heated at 70°C with stirring for 2 hours and cooled. The reaction mixture was then filtered, washed with THF, and the combined filtrate was concentrated *in vacuo* and the residue purified by silica gel chromatography, eluting with 10% methanol in DCM with 2% triethyl amine. The final product could be further purified with reverse phase HPLC.

HPLC: 7.55 minutes

10 MS: MH⁺ = 544.5

Example 44

15 **Synthesis of (4-([1-((3R)-3-methylpiperazinyl)-2-((1S,2S)-2-methylcyclohexyl)(1Z)-2-azavinyl]amino)phenyl)-N-[2-(2,4-dichlorophenyl)ethyl]carboxamide**

Step 1. Synthesis of immobilized(4-[aza(triphenylidene)methyl]phenyl)-N-[2-(2,4-dichlorophenyl)ethyl]carboxamide

1 mmol of resin bound triphenylphosphine in a round-bottomed flask was suspended in THF and cooled to 0°C with stirring. 1 mmol of the azide ([4-(azadiazomvinyl)phenyl]-N-[2-(2,4-dichlorophenyl)ethyl]carboxamide) was then added slowly in small portions and the flask vented to release the evolved nitrogen. After 30 minutes at 0°C, the reaction was stirred at room temperature for 8 hours and then filtered, washed with dry DCM and the resin immobilized(4-[aza(triphenylidene)methyl]phenyl)-N-[2-(2,4-dichlorophenyl)ethyl]carboxamide was dried *in vacuo* for 8 hours.

Step 2. Synthesis of isocyanate from amine hydrochloride

To 1 g of trans-2-methylcyclohexylamine hydrochloride (synthesized by hydroboration of 2-methylcyclohexene as described by H.C.

Brown et al, *Tetrahedron*, 43, No.18, 4071-4078(1987)) in a round-bottomed flask fitted with a reflux condenser was added 6 ml of phosgene solution in toluene (20%), and the suspension was heated to reflux (110°C) until it turned clear (usually after about 2-8 hours). The solution was cooled and
 5 concentrated *in vacuo*, and the resulting isocyanate was either distilled or used as such.

Step 3. Synthesis of carbodiimide

To resin bound phosphinimine (1 mmol) suspended in dry THF was added 1 mmol of the isocyanate from step 2 above, and the suspension
 10 was stirred for 8 hours at 70°C in a capped vial.

Step 4. Synthesis of guanidine

The reaction product of step 3 above was cooled to room temperature and 2 equivalents of (R)-(+)-2-methylpiperazine were added. The reaction mixture was then heated at 70°C with stirring for 2 hours and
 15 cooled. The resulting mixture was filtered, washed with THF, and the combined filtrate was concentrated *in vacuo* and the residue purified by silica gel chromatography, eluting with 10% methanol in DCM with 2% triethyl amine. The final product could be further purified with reversed phase HPLC.

HPLC: 7.27 minutes

20 MS: MH+ = 530.5

Example 45

Synthesis (4-[[[(1Z)-2-aza-2-(2,6-dimethylcyclohexyl)-1-(3,5-dimethylpiperazinyl)vinyl]amino]phenyl]-N-[2-(2,4-dichlorophenyl)ethyl]carboxamide

25 **Step 1.** Synthesis of immobilized{4-[aza(triphenylidene)methyl]phenyl}-N-[2-(2,4-dichlorophenyl)ethyl]carboxamide

1 mmol of resin bound triphenylphosphine in a round-bottomed flask was suspended in THF and cooled to 0°C with stirring. 1 mmol of the

azide ([4-(azidiazomvinyl)phenyl]-N-[2-(2,4-dichlorophenyl)-ethyl]carboxamide) was then added slowly in small portions and the flask vented to release the evolved nitrogen. After 30 minutes at 0°C, the reaction was stirred at room temperature for 8 hours and then filtered, washed with dry
5 DCM, and the resin immobilized {4-[aza(triphenylidene)methyl]phenyl}-N-[2-(2,4-dichlorophenyl) ethyl]carboxamide was dried *in vacuo* for 8 hours.

Step 2. Synthesis of isocyanate from amine hydrochloride

To 1 g of 2,6-dimethylcyclohexylamine hydrochloride (synthesized by the reductive amination of 2,6-dimethylcyclohexanone as in
10 Sukanta Bhattacharyya et al, *Synlett.*, 11, 1781-1783 (1999)) in a round-bottomed flask fitted with a reflux condenser was added 6 ml of phosgene solution in toluene (20%), and the suspension was heated to reflux (110°C) until it turned clear (usually after about 2-8 hours). The solution was cooled and concentrated *in vacuo* and the resulting isocyanate was either distilled or
15 used as such.

Step 3. Synthesis of carbodiimide

To resin bound phosphinimine (1 mmol) suspended in dry THF was added 1 mmol of the isocyanate from step 2 above, and the suspension was stirred for 8 hours at 70°C in a capped vial.

20 **Step 4.** Synthesis of guanidine

The reaction product of step 3 above was cooled to room temperature and 2 equivalents of the cis-2,6-dimethylpiperazine were added. The reaction mixture was then heated at 70°C with stirring for 2 hours and cooled. The resulting mixture was then filtered, washed with THF, and the
25 combined filtrate was concentrated *in vacuo* and the residue purified by silica gel chromatography, eluting with 10% methanol in DCM with 2% triethylamine. The final product could be further purified with reversed phase HPLC.

HPLC: 7.6 – 7.9 minutes

MS: MH⁺ =55

Example 46

5 **Synthesis of (4-[[1-((3S,5S)-3,5-dimethylpiperazinyl)(1Z)-2-aza-2-cyclohexylvinyl]amino]phenyl)-N-[2-(2,4-dichlorophenyl)ethyl]carboxamide**

Step 1. Synthesis of immobilized{4-[aza(triphenylidene)methyl]phenyl}-N-[2-(2,4-dichlorophenyl)ethyl]carboxamide

1 mmol of resin bound triphenylphosphine in a round-bottomed flask was suspended in THF and cooled to 0°C with stirring. 1 mmol of the
10 azide ([4-(azadiazomvinyl)phenyl]-N-[2-(2,4-dichlorophenyl)ethyl]carboxamide) was then added slowly in small portions and the flask vented to release the evolved nitrogen. After 30 minutes at 0°C, the reaction was stirred at room temperature for 8 hours and then filtered, washed with dry DCM, and the immobilized {4-
15 [aza(triphenylidene)methyl]phenyl}-N-[2-(2,4-dichlorophenyl)ethyl]carboxamide was dried *in vacuo* for 8 hours.

Step 2. Synthesis of isocyanate from amine hydrochloride

To 1 g of an amine hydrochloride in a round-bottomed flask fitted with a reflux condenser was added 6 ml of phosgene solution in toluene
20 (20%). The suspension was heated to reflux (110°C) until it turned clear (usually after about 2-8 hours). The solution was cooled and concentrated *in vacuo*, and the resulting isocyanate was either distilled or used as such.

Step 3. Synthesis of carbodiimide

To resin bound phophinimine (1 mmol) suspended in dry THF
25 was added 1 mmol of the isocyanate from step 2 above. The suspension was then stirred for 8 hours at 70°C in a capped vial.

Step 4. Synthesis of guanidine

The reaction product of step 3 above was cooled to room temperature and 2 equivalents of (2S,6S)-2,6-dimethylpiperazine (synthesized as in E. Jon Jacobson et al., *J. Org. Chem.*, 60, 4177-83 (1995)) were added and the reaction mixture was heated at 70°C with stirring for 2 hours and
 5 cooled. The reaction mixture was then filtered, washed with THF, and the combined filtrate was concentrated *in vacuo* and the residue purified by silica gel chromatography, eluting with 10% methanol in DCM with 2% triethyl amine. The final product could be further purified with reversed phase HPLC.

HPLC: 7.3 minutes

10 MS: MH⁺ = 530.3

Example 47

Synthesis of (4-[[[(1Z)-2-aza-2-(2,3-dimethylcyclohexyl)-1-(3,5-dimethylpiperazinyl)vinyl]amino]phenyl]-N-[2-(2,4-dichlorophenyl)ethyl]carboxamide

15 **Step 1.** Synthesis of immobilized{4-[aza(triphenylidene)methyl]phenyl}-N-[2-(2,4-dichlorophenyl)ethyl]carboxamide

1 mmol of resin bound triphenylphosphine in a round-bottomed flask was suspended in THF and cooled to 0°C with stirring. 1 mmol of the azide ([4-(azadiazomvinyl)phenyl]-N-[2-(2,4-
 20 dichlorophenyl)ethyl]carboxamide) was then added slowly in small portions and the flask vented to release the evolved nitrogen. After 30 minutes at 0°C, the reaction was stirred at room temperature for 8 hours and then filtered, washed with dry DCM, and the resin immobilized {4-[
 25 [aza(triphenylidene)methyl]phenyl]-N-[2-(2,4-dichlorophenyl)ethyl]carboxamide was dried *in vacuo* for 8 hours.

Step 2. Synthesis of isocyanate from amine hydrochloride

To 1 g of 2,3-dimethylcyclohexylamine hydrochloride in a round-bottomed flask fitted with a reflux condenser, was added 6 ml of phosgene solution in toluene (20%). The suspension was then heated to reflux (110°C)

until it turned clear (usually after about 2-8 hours). The solution was cooled and concentrated *in vacuo*, and the resulting isocyanate was either distilled or used as such.

Step 3. Synthesis of carbodiimide

- 5 To resin bound phophinimine (1 mmol) suspended in dry THF, was added 1 mmol of the isocyanate from step 2 above. The suspension was then stirred for 8 hours at 70°C in a capped vial.

Step 4. Synthesis of guanidine

- The reaction product of step 3 above was cooled to room
10 temperature and 2 equivalents of cis-2,6-dimethylpiperazine were added. The reaction mixture was then heated at 70°C with stirring for 2 hours and cooled. The resulting mixture was filtered, washed with THF, and the combined filtrate was concentrated *in vacuo* and the residue purified by silica gel chromatography, eluting with 10% methanol in DCM with 2% triethyl amine.
15 The final product could be further purified with reverse phase HPLC.

HPLC: 7.97 minutes

MS: MH⁺ = 558.5

Example 48

20 **Synthesis of (4-[[1-((3S)-3-methylpiperazinyl)-2-(trans-2-methylcycloheptyl)(1Z)-2-azavinyl]amino}phenyl)-N-[2-(2,4-dichlorophenyl)ethyl]carboxamide**

Step 1. Synthesis of immobilized{4-[aza(triphenylidene)methyl]phenyl}-N-[2-(2,4-dichlorophenyl)ethyl]carboxamide

- 1 mmol of resin bound triphenylphosphine in a round-bottomed
25 flask was suspended in THF and cooled to 0°C with stirring. 1 mmol of the azide ([4-(azadiazomvinyl)phenyl]-N-[2-(2,4-dichlorophenyl)ethyl]carboxamide) was then added slowly in small portions and the flask vented to release the evolved nitrogen. After 30 minutes at 0°C,

the reaction was stirred at room temperature for 8 hours. The reaction mixture was then filtered, washed with dry DCM, and the resin immobilized {4-[aza(triphenylidene)methyl]phenyl}-N-[2-(2,4-dichlorophenyl)ethyl]carboxamide was dried *in vacuo* for 8 hours.

5 **Step 2.** Synthesis of isocyanate from amine hydrochloride

To 1 g of trans-2-methylcycloheptylamine hydrochloride (synthesized by hydroboration of 2-methylcycloheptene as described by H.C. Brown et al, *Tetrahedron*, 43, No.18, 4071-4078 (1987)) in a round-bottomed flask fitted with a reflux condenser was added 6 ml of phosgene solution in
10 toluene (20%). The suspension was then heated to reflux (110°C) until it turned clear (usually after about 2-8 hours). The solution was cooled and concentrated *in vacuo*, and the resulting isocyanate was either distilled or used as such.

Step 3. Synthesis of carbodiimide

15 To resin bound phophinimine (1 mmol) suspended in dry THF was added 1 mmol of the isocyanate from step 2 above. The suspension was then stirred for 8 hours at 70°C in a capped vial.

Step 4. Synthesis of guanidine

The reaction product of step 3 above was cooled to room
20 temperature and 2 equivalents of the (S)-(+)-2-methylpiperazine were added. The reaction mixture was then heated at 70°C with stirring for 2 hours and cooled. The resulting mixture was then filtered, washed with THF, and the combined filtrate was concentrated *in vacuo* and the residue purified by silica gel chromatography, eluting with 10% methanol in DCM with 2% triethyl
25 amine. The final product could be further purified with reversed phase HPLC.

HPLC: 7.9 minutes

MS: MH⁺ = 544.3

Example 49

Synthesis of (4-[[1-(3,5-dimethylpiperazinyl)-2-((trans-2-methylcycloheptyl)(1Z)-2-azavinyl)amino]phenyl]-N-[2-(2,4-dichlorophenyl)ethyl]carboxamide

- 5 **Step 1.** Synthesis of immobilized{4-[aza(triphenylidene)methyl]phenyl}-N-[2-(2,4-dichlorophenyl)ethyl]carboxamide

1 mmol of resin bound triphenylphosphine in a round-bottomed flask was suspended in THF and cooled to 0°C with stirring. 1 mmol of the azide ([4-(azadiazomvinyl)phenyl]-N-[2-(2,4-dichlorophenyl)ethyl]carboxamide) was then added slowly in small portions and the flask vented to release the evolved nitrogen. After 30 minutes at 0°C, the reaction was stirred at room temperature for 8 hours. The reaction mixture was then filtered, washed with dry DCM, and the resin immobilized {4-[aza(triphenylidene)methyl]phenyl}-N-[2-(2,4-dichlorophenyl)ethyl]carboxamide was dried *in vacuo* for 8 hours.

- Step 2.** Synthesis of isocyanate from amine hydrochloride

To 1 g of trans-2methylcycloheptylamine hydrochloride (synthesized by hydroboration of 2-methylcycloheptene as described by H.C. Brown et al, *Tetrahedron*, 43, No.18, 4071-4078 (1987)) in a round-bottomed flask fitted with a reflux condenser, was added 6 ml of phosgene solution in toluene (20%). The suspension was heated to reflux (110°C) till it turned clear (usually after about 2-8 hours). The solution was cooled and concentrated *in vacuo*, and the resulting isocyanate was either distilled or used as such.

- 25 **Step 3.** Synthesis of carbodiimide

To resin bound phophinimine (1 mmol) suspended in dry THF was added 1 mmol of the isocyanate from step 2 above. The suspension was then stirred for 8 hours at 70°C in a capped vial.

Step 4. Synthesis of guanidine

- The reaction product of step 3 above was cooled to room temperature and 2 equivalents of cis-2,6-dimethylpiperazine were added. The reaction mixture was heated at 70°C with stirring for 2 hours and cooled. The resulting mixture was then filtered, washed with THF, and the combined filtrate was concentrated *in vacuo* and the residue purified by silica gel chromatography, eluting with 10% methanol in DCM with 2% triethyl amine. The final product could be further purified with reversed phase HPLC.

HPLC: 24.3 minutes

- 10 MS: MH
- ⁺
- = 558.5

Example 50

Synthesis of (4-{[1-((3S)-3-methylpiperazinyl)(1Z)-2-aza-2-(trans-4-methylcyclohexyl)vinyl]amino}phenyl)-N-[2-(2,4-dichlorophenyl)ethyl]carboxamide

- 15 **Step 1.** Synthesis of immobilized{4-[aza(triphenylidene)methyl]phenyl}-N-[2-(2,4-dichlorophenyl)ethyl]carboxamide

- 1 mmol of resin bound triphenylphosphine in a round-bottomed flask was suspended in THF and cooled to 0°C with stirring. 1 mmol of the azide ([4-(azadiazomvinyl)phenyl]-N-[2-(2,4-dichlorophenyl)ethyl]carboxamide) was then added slowly in small portions and the flask vented to release the evolved nitrogen. After 30 minutes at 0°C, the reaction was stirred at room temperature for 8 hours. The resulting mixture was then filtered, washed with dry DCM, and the resin immobilized{4-[aza(triphenylidene)methyl]phenyl}-N-[2-(2,4-dichlorophenyl)ethyl]carboxamide was dried *in vacuo* for 8 hours.

Step 2. Synthesis of isocyanate from carboxylic acid

To 1 mmol of trans-4-methylcyclohexanecarboxylic acid dissolved in 5 ml of DCM was added 1 mmol of triethyl amine and 1 mmol of diphenyl-phosphorazidate. The resulting mixture was stirred under nitrogen

for 30 minutes at 0°C and then at 50°C for 3 hours. The resulting mixture was cooled to room temperature, concentrated *in vacuo*, and then dry THF was added to make up a stock solution of the isocyanate which was used without further purification.

5 **Step 3.** Synthesis of carbodiimide

To resin bound phophinimine (1 mmol) suspended in dry THF was added 1 mmol of the isocyanate from step 2 above. The suspension was stirred for 8 hours at 70°C in a capped vial.

Step 4. Synthesis of guanidine

- 10 The reaction product of step 3 above was cooled to room temperature and 2 equivalents of (S)-(+)-2-methylpiperazine were added. The reaction mixture was heated at 70°C with stirring for 2 hours and cooled. The resulting mixture was then filtered, washed with THF, and the combined filtrate was concentrated *in vacuo* and the residue purified by silica gel
- 15 chromatography, eluting with 10% methanol in DCM with 2% triethyl amine. The final product was further purified with reversed phase HPLC.

HPLC: 7.59 minutes

MS: MH⁺ = 530.3

Example 51

20 **Synthesis of (4-[[1-(3,5-dimethylpiperazinyl)(1Z)-2-aza-2-(trans-4-methylcyclohexyl)vinyl]amino}phenyl)-N-[2-(2,4-dichlorophenyl)ethyl]carboxamide**

Step 1. Synthesis of immobilized{4-[aza(triphenyllydene)methyl]phenyl}-N-[2-(2,4-dichlorophenyl)ethyl]carboxamide

- 25 1 mmol of resin bound triphenylphosphine in a round-bottomed flask was suspended in THF and cooled to 0°C with stirring. 1 mmol of the azide ([4-(azadiazomvinyl)phenyl]-N-[2-(2,4-dichlorophenyl)ethyl]carboxamide) was then added slowly in small portions

and the flask vented to release the evolved nitrogen. After 30 minutes at 0°C, the reaction was stirred at room temperature for 8 hours. The reaction mixture was then filtered, washed with dry DCM, and the resin immobilized {4-[aza(triphenylylidene)methyl]phenyl}-N-[2-(2,4-dichlorophenyl)ethyl]carboxamide was dried *in vacuo* for 8 hours.

Step 2. Synthesis of isocyanate from carboxylic acid

To 1 mmol of carboxylic acid dissolved in 5 ml of DCM was added 1 mmol of triethyl amine and 1 mmol of diphenylphosphorazidate. The reaction was then stirred under nitrogen for 30 minutes at 0°C and then at 50°C for 3 hours. The resulting mixture was then cooled to room temperature, concentrated *in vacuo*, and then dry THF was added to make up a stock solution of the isocyanate which was used without further purification.

Step 3. Synthesis of carbodiimide

To resin bound phophinimine (1 mmol) suspended in dry THF was added 1 mmol of the isocyanate of step 3. The suspension was stirred for 8 hours at 70°C in a capped vial.

Step 4. Synthesis of guanidine

The reaction product of step 3 above was cooled to room temperature and 2 equivalents of cis-2,6-dimethylpiperazine were added. The reaction mixture was then heated at 70°C with stirring for 2 hours and cooled. The resulting mixture was then filtered, washed with THF, and the combined filtrate was concentrated *in vacuo* and the residue purified by silica gel chromatography, eluting with 10% methanol in DCM with 2% triethyl amine. The final product was further purified by reversed phase HPLC.

HPLC: 7.92 minutes

MS: MH⁺ = 544.3

Example 52**Synthesis of [4-({1-((3S)-3-methylpiperazinyl)(1Z)-2-aza-2-[4-(trifluoromethyl)cyclohexyl]vinyl}amino)phenyl]-N-[2-(2,4-dichlorophenyl)ethyl]carboxamide**

- 5 **Step 1.** Synthesis of immobilized{4-[aza(triphenylidene)methyl]phenyl}-N-[2-(2,4-dichlorophenyl)ethyl]carboxamide

1 mmol of resin bound triphenylphosphine in a round-bottomed flask was suspended in THF and cooled to 0°C with stirring. 1 mmol of the azide ([4-(azadiazomvinyl)phenyl]-N-[2-(2,4-

10 dichlorophenyl)ethyl]carboxamide) was then added slowly in small portions and the flask vented to release the evolved nitrogen. After 30 minutes at 0°C, the reaction was stirred at room temperature for 8 hours. The resulting mixture was then filtered, washed with dry DCM, and the resin immobilized{4-[

15 [aza(triphenylidene)methyl]phenyl]-N-[2-(2,4-dichlorophenyl)ethyl]carboxamide was dried *in vacuo* for 8 hours.

- Step 2.** Synthesis of isocyanate from carboxylic acid

To 1 mmol of carboxylic acid dissolved in 5 ml of DCM was added 1 mmol of triethyl amine and 1 mmol of diphenylphosphorazidate. The reaction was then stirred under nitrogen for 30 minutes at 0°C and then at

20 50°C for 3 hours. The resulting mixture was then cooled to room temperature, concentrated *in vacuo*, and then dry THF was added to make up a stock solution of the isocyanate which was used without further purification.

- Step 3.** Synthesis of carbodiimide

To resin bound phosphinimine (1 mmol) suspended in dry THF

25 was added 1 mmol of the isocyanate from step 2 above. The suspension was then stirred for 8 hours at 70°C in a capped vial.

- Step 4.** Synthesis of guanidine

The reaction product of step 3 above was cooled to room temperature and 2 equivalents (S)-(+)-2-methylpiperazine were added. The

reaction mixture was then heated at 70°C with stirring for 2 hours and cooled. The reaction mixture was then filtered, washed with THF, and the combined filtrate was concentrated *in vacuo* and the residue purified by silica gel chromatography, eluting with 10% methanol in DCM with 2% triethyl amine.

- 5 The final product could be further purified with reversed phase HPLC.

HPLC: 7.59 minutes

MS: MH⁺ = 584.3

Example 53

10 **Synthesis of (4-[[1-((3S)-3-methylpiperazinyl)(1Z)-2-aza-2-(3-methoxycyclohexyl)vinyl]amino]phenyl)-N-[2-(2,4-dichlorophenyl)ethyl]carboxamide**

Step 1. Synthesis of immobilized{4-[aza(triphenylidene)methyl]phenyl}-N-[2-(2,4-dichlorophenyl)ethyl]carboxamide

- 15 1 mmol of resin bound triphenylphosphine in a round-bottomed flask was suspended in THF and cooled to 0°C with stirring. 1 mmol of the azide ([4-(azadiazomvinyl)phenyl]-N-[2-(2,4-dichlorophenyl)ethyl]carboxamide) was then added slowly in small portions and the flask vented to release the evolved nitrogen. After 30 minutes at 0°C,
- 20 the reaction was stirred at room temperature for 8 hours. The reaction mixture was then filtered, washed with dry DCM, and the resin immobilized {4-[aza(triphenylidene)methyl]phenyl}-N-[2-(2,4-dichlorophenyl)ethyl]carboxamide was dried *in vacuo* for 8 hours.

Step 2. Synthesis of isocyanate from carboxylic acid

- 25 To 1 mmol of 3-methoxycyclohexanecarboxylic acid dissolved in 5 ml of DCM was added 1 mmol of triethyl amine and 1 mmol of diphenylphosphorazidate. The reaction mixture was then stirred under nitrogen for 30 minutes at 0°C and then at 50°C for 3 hours. The reaction mixture was then cooled to room temperature, concentrated *in vacuo*, and then dry THF was

added to make up a stock solution of the isocyanate which was used without further purification.

Step 3. Synthesis of carbodiimide

To resin bound phophinimine (1 mmol) suspended in dry THF
5 was added 1 mmol of the isocyanate from step 2 above. The suspension was then stirred for 8 hours at 70°C in a capped vial.

Step 4. Synthesis of guanidine

The reaction product of step 3 above was cooled to room temperature and 2 equivalents of (S)-(+)-2-methylpiperazine were added.
10 The reaction mixture was then heated at 70°C with stirring for 2 hours and cooled. The resulting mixture was filtered, washed with THF, and the combined filtrate was concentrated *in vacuo* and the residue purified by silica gel chromatography, eluting with 10% methanol in DCM with 2% triethyl amine. The final product was further purified by reversed phase HPLC.

15 HPLC: 6.95 minutes

MS: MH⁺ = 546.3

Example 54

Synthesis of (4-[[1-((3S)-3-methylpiperazinyl)-2-((2S,3S,1S,5R)-2,6,6-trimethylbicyclo[3.1.1]hept-3-yl)(1Z)-2-azavinyl]amino}phenyl)-N-[2-(2,4-dichlorophenyl)ethyl]carboxamide
20

Step 1. Synthesis of immobilized{4-[aza(triphenylidene)methyl]phenyl}-N-[2-(2,4-dichlorophenyl)ethyl]carboxamide

1 mmol of resin bound triphenylphosphine in a round-bottomed flask was suspended in THF and cooled to 0°C with stirring. 1 mmol of the
25 azide ([4-(azadiazomvinyl)phenyl]-N-[2-(2,4-dichlorophenyl)ethyl]carboxamide) was then added slowly in small portions and the flask vented to release the evolved nitrogen. After 30 minutes at 0°C, the reaction was stirred at room temperature for 8 hours. The resulting

mixture was then filtered, washed with dry DCM, and the resin immobilized {4-[aza(triphenylidene)methyl]phenyl}-N-[2-(2,4-dichlorophenyl)ethyl]carboxamide was dried *in vacuo* for 8 hours.

Step 2. Synthesis of isocyanate from amine hydrochloride

- 5 To 1 g of (1S,2S,3S,5R)-(+)-isopinocampheylamine hydrochloride in a round-bottomed flask fitted with a reflux condenser, was added 6 ml of phosgene solution in toluene (20%). The resulting suspension was then heated to reflux (110°C) until it turned clear (usually after about 2-8 hours). The solution was cooled and concentrated *in vacuo*, and the resulting
10 isocyanate was either distilled or used as such.

Step 3. Synthesis of carbodiimide

To resin bound phophinimine (1 mmol) suspended in dry THF was added 1 mmol of the isocyanate from step 2 above. The suspension was then stirred for 8 hours at 70°C in a capped vial.

- 15 **Step 4.** Synthesis of guanidine

- The reaction product of step 3 above was cooled to room temperature and 2 equivalents of the (S)-(+)-2-methylpiperazine were added. The reaction mixture was heated at 70°C with stirring for 2 hours and cooled. The resulting mixture was filtered, washed with THF, and the combined filtrate
20 was concentrated *in vacuo* and the residue purified by silica gel chromatography, eluting with 10% methanol in DCM with 2% triethyl amine. The final product could be further purified with reversed phase HPLC.

HPLC: 8.68 minutes

MS: MH+= 570

Example 55

Synthesis of (4-{[1-((3S)-3-methylpiperazinyl)(1Z)-2-aza-2-(2,2-dimethylcyclohexyl)vinyl]amino}phenyl)-N-[2-(2,4-dichlorophenyl)ethyl]carboxamide

- 5 **Step 1.** Synthesis of immobilized{4-[aza(triphenylidene)methyl]phenyl}-N-[2-(2,4-dichlorophenyl)ethyl]carboxamide

1 mmol of resin bound triphenylphosphine in a round-bottomed flask was suspended in THF and cooled to 0°C with stirring. 1 mmol of the azide ([4-(azadiazomvinyl)phenyl]-N-[2-(2,4-dichlorophenyl)ethyl]carboxamide) was then added slowly in small portions and the flask vented to release the evolved nitrogen. After 30 minutes at 0°C, the reaction was stirred at room temperature for 8 hours. The resulting mixture was then filtered, washed with dry DCM, and the resin immobilized {4-[aza(triphenylidene)methyl]phenyl}-N-[2-(2,4-dichlorophenyl)ethyl]carboxamide was dried *in vacuo* for 8 hours.

- Step 2.** Synthesis of isocyanate from amine hydrochloride

To 0.5 g of 2,2 dimethyl cyclohexamine hydrochloride in a round-bottomed flask fitted with a reflux condenser, was added 4.5 ml of phosgene solution in toluene (20%). The suspension was then heated to reflux (110°C) until it turned clear (usually after about 2-8 hours). The solution was cooled and concentrated *in vacuo*, and the resulting isocyanate was either distilled or used as such.

- Step 3.** Synthesis of carbodiimide

To resin bound phophinimine (1 mmol) suspended in dry THF was added 1 mmol of the isocyanate from step 2 above. The suspension was then stirred for 8 hours at 70°C in a capped vial.

- Step 4.** Synthesis of guanidine

The reaction product of step 3 above was cooled to room temperature and 1.2 equivalents of (S)-(+)-2-methylpiperazine were added.

The reaction mixture was then heated at 70°C with stirring for 2 hours and cooled. The resulting mixture was filtered, washed with THF, and the combined filtrate was concentrated *in vacuo* and the residue purified by silica gel chromatography, eluting with 10% methanol in DCM with 2% triethyl
 5 amine. The final product could be further purified with reversed phase HPLC.

HPLC: 7.93 minutes

MS: MH+= 544

Example 56

10 **Synthesis of (4-[(1Z)-2-aza-2-(2,2-dimethylcyclohexyl)-1-(3,5-dimethylpiperazinyl)vinyl]amino)phenyl)-N-[2-(2,4-dichlorophenyl)ethyl]carboxamide**

Step 1. Synthesis of immobilized{4-[aza(triphenylidene)methyl]phenyl}-N-[2-(2,4-dichlorophenyl)ethyl]carboxamide

1 mmol of resin bound triphenylphosphine in a round-bottomed
 15 flask was suspended in THF and cooled to 0°C with stirring. 1 mmol of the azide ([4-(azadiazomvinyl)phenyl]-N-[2-(2,4-dichlorophenyl)ethyl]carboxamide) was then added slowly in small portions and the flask vented to release the evolved nitrogen. After 30 minutes at 0°C, the reaction was stirred at room temperature for 8 hours. The reaction
 20 mixture was then filtered, washed with dry DCM, and the resin immobilized {4-[aza(triphenylidene)methyl]phenyl}-N-[2-(2,4-dichlorophenyl)ethyl]carboxamide was dried *in vacuo* for 8 hours.

Step 2. Synthesis of isocyanate from amine hydrochloride

To 0.5 g of 2,2 dimethyl cyclohexamine hydrochloride in a
 25 round-bottomed flask fitted with a reflux condenser, was added 4.5 ml of phosgene solution in toluene (20%). The resulting suspension was then heated to reflux (110°C) until it turned clear (usually after about 2-8 hours). The solution was cooled and concentrated *in vacuo*, and the resulting isocyanate was either distilled or used as such.

Step 3. Synthesis of carbodiimide

To resin bound phophinimine (1 mmol) suspended in dry THF was added 1 mmol of the isocyanate from step 2 above. The suspension was then stirred for 8 hours at 70°C in a capped vial.

5 **Step 4.** Synthesis of guanidine

The reaction product of step 3 above was cooled to room temperature and 1.2 equivalents of 2,6-dimethylpiperazine were added. The reaction mixture was then heated at 70°C with stirring for 2 hours and cooled. The resulting mixture was filtered, washed with THF, and the combined filtrate
10 was concentrated *in vacuo* and the residue purified by silica gel chromatography, eluting with 10% methanol in DCM with 2% triethyl amine. The final product could be further purified with reversed phase HPLC.

HPLC: 8.10 minutes

MS: MH+= 558.6

15 **Example 57**

Synthesis of 4-[[[(1Z)-2-aza-1-(3,5-dimethylpiperazinyl)-2-(2,6,6-trimethylbicyclo[3.1.1]hept-3-yl)vinyl]amino}phenyl]-N-[2-(2,4-dichlorophenyl)ethyl]carboxamide

20 **Step 1.** Synthesis of immobilized{4-[aza(triphenylidene)methyl]phenyl}-N-[2-(2,4-dichlorophenyl)ethyl]carboxamide

1 mmol of resin bound triphenylphosphine in a round-bottomed flask was suspended in THF and cooled to 0°C with stirring. 1 mmol of the azide ([4-(azadiazomvinyl)phenyl]-N-[2-(2,4-dichlorophenyl)ethyl]carboxamide) was then added slowly in small portions
25 and the flask vented to release the evolved nitrogen. After 30 minutes at 0°C, the reaction was stirred at room temperature for 8 hours. The resulting mixture was then filtered, washed with dry DCM, and the resin immobilized {4-[aza(triphenylidene)methyl]phenyl}-N-[2-(2,4-dichlorophenyl)ethyl]carboxamide was dried *in vacuo* for 8 hours.

Step 2. Synthesis of isocyanate from amine hydrochloride

To 1 g of isopinocampheylamine hydrochloride in a round-bottomed flask fitted with a reflux condenser, was added 8 ml of phosgene solution in toluene (20%). The resulting suspension was then heated to reflux (110°C) until it turned clear (usually after about 2-8 hours). The solution was cooled and concentrated *in vacuo* and the resulting isocyanate was either distilled or used as such.

Step 3. Synthesis of carbodiimide

To resin bound phophinimine (1 mmol) suspended in dry THF was added 1 mmol of the isocyanate from step 2 above. The suspension was stirred for 8 hours at 70°C in a capped vial.

Step 4. Synthesis of guanidine

The reaction product of step 3 above was cooled to room temperature and 1.2 equivalents of 2,6-dimethylpiperazine were added. The resulting reaction mixture was heated at 70°C with stirring for 2 hours and cooled. The resulting reaction mixture was filtered, washed with THF, and the combined filtrate was concentrated *in vacuo* and the residue purified by silica gel chromatography, eluting with 10% methanol in DCM with 2% triethylamine. The final product could be further purified with reversed phase HPLC.

HPLC: 8.83 minutes

MS: MH+= 584.6

Example 58

Synthesis of (4-[[1-((3S)-3-methylpiperazinyl)(1Z)-2-aza-2-(2,6,6-trimethylbicyclo[3.1.1]hept-3-yl)vinyl]amino}phenyl)-N-[2-(2,4-dichlorophenyl)ethyl]carboxamide

- 5 **Step 1.** Synthesis of immobilized{4-[aza(triphenylidene)methyl]phenyl}-N-[2-(2,4-dichlorophenyl)ethyl]carboxamide

1 mmol of resin bound triphenylphosphine in a round-bottomed flask was suspended in THF and cooled to 0°C with stirring. 1 mmol of the azide ([4-(azadiazomvinyl)phenyl]-N-[2-(2,4-dichlorophenyl)ethyl]carboxamide) was then added slowly in small portions and the flask vented to release the evolved nitrogen. After 30 minutes at 0°C, the reaction was stirred at room temperature for 8 hours. The resulting mixture was then filtered, washed with dry DCM, and the resin immobilized {4-[aza(triphenylidene)methyl]phenyl}-N-[2-(2,4-dichlorophenyl)ethyl]carboxamide was dried *in vacuo* for 8 hours.

- Step 2.** Synthesis of isocyanate from amine hydrochloride

To 1 g of isopinocampheylamine hydrochloride in a round-bottomed flask fitted with a reflux condenser was added 8 ml of phosgene solution in toluene (20%). The resulting suspension was then heated to reflux (110°C) until it turned clear (usually after about 2-8 hours). The solution was cooled and concentrated *in vacuo*, and the resulting isocyanate was either distilled or used as such.

- Step 3.** Synthesis of carbodiimide

To resin bound phophinimine (1 mmol) suspended in dry THF was added 1 mmol of the isocyanate from step 2 above. The suspension was then stirred for 8 hours at 70°C in a capped vial.

- Step 4.** Synthesis of guanidine

The reaction product of step 3 above was cooled to room temperature and 1.2 equivalents of (S)-(+)-2-methylpiperazine were added.

The resulting reaction mixture was heated at 70°C with stirring for 2 hours and cooled. The resulting mixture was then filtered, washed with THF, and the combined filtrate was concentrated *in vacuo* and the residue purified by silica gel chromatography, eluting with 10% methanol in DCM with 2% triethyl
5 amine. The final product could be further purified with reversed phase HPLC.

HPLC: 8.73 minutes

MS: MH⁺ = 570.6

Example 59

10 **Synthesis of (4-[[1-((3S,5S)-3,5-dimethylpiperazinyl)(1Z)-2-aza-2-(4-methylcyclohexyl)vinyl]amino}phenyl)-N-[2-(2,4-dichlorophenyl)ethyl]carboxamide**

Step 1. Synthesis of immobilized{4-[aza(triphenylidene)methyl]phenyl}-N-[2-(2,4-dichlorophenyl)ethyl]carboxamide

1 mmol of resin bound triphenylphosphine in a round-bottomed
15 flask was suspended in THF and cooled to 0°C with stirring. 1 mmol of the azide ([4-(azadiazomvinyl)phenyl]-N-[2-(2,4-dichlorophenyl)ethyl]carboxamide) was then added slowly in small portions and the flask vented to release the evolved nitrogen. After 30 minutes at 0°C, the reaction was stirred at room temperature for 8 hours. The resulting
20 mixture was then filtered, washed with dry DCM, and the resin immobilized {4-[aza(triphenylidene)methyl]phenyl}-N-[2-(2,4-dichlorophenyl)ethyl]carboxamide was dried *in vacuo* for 8 hours.

Step 2. Synthesis of isocyanates from carboxylic acids

To 1 mmol of trans-4-methylcyclohexanecarboxylic acid dissolved in 5 ml of DCM was added 1 mmol of triethyl amine and 1 mmol of diphenylphosphorazidate. The reaction was then stirred under nitrogen for 30 minutes at 0°C and then at 50°C for 3 hours. The reaction was then cooled to room temperature, concentrated *in vacuo*, and then dry THF was added to make up a stock solution of the isocyanate which was used without further purification.

Step 3. Synthesis of carbodiimide

To resin bound phophinimine (1 mmol) suspended in dry THF, was added 1 mmol of the isocyanate from step 2 above. The suspension was then stirred for 8 hours at 70°C in a capped vial.

Step 4. Synthesis of guanidine

The reaction product of step 3 above was cooled to room temperature and 1.2 equivalents of (2S,6S)-2,6-dimethylpiperazine (synthesized as in E. Jon Jacobson et al., *J. Org. Chem.*, 60, 4177-83 (1995)) were added. The reaction mixture was heated at 70°C with stirring for 2 hours and cooled. The resulting mixture was filtered, washed with THF, and the combined filtrate was concentrated *in vacuo* and the residue purified by silica gel chromatography, eluting with 10% methanol in DCM with 2% triethyl amine. The final product could be further purified with reversed phase HPLC.

HPLC: 8.21 minutes

MS: MH⁺ = 544.5

Example 60

5 **Synthesis of (acetyloxy)methyl (2S)-4-((E)-[4-([2-(2,4-dichlorophenyl)ethyl]amino)carbonyl]phenyl]amino){[(1S,2S,3S,5R)-2,6,6-trimethylbicyclo[3.1.1]hept-3-yl]imino)methyl}-2-methylpiperazine-1-carboxylate**

The synthesis of the above-named compound was accomplished by acylating the product prepared in Example 54 using the conditions set forth in J. Alexander *et al. J. Med. Chem.*, 31, 318-322 (1988).

Examples 61-113

10 Examples 61-113 in the table below were synthesized in a manner similar to the above-described procedures (e.g. Example 8) or according to the following general procedures.

General synthesis of carboxamides

15 To a solution of an amine (1.0 equivalent) and 4-azidobenzoic acid (1.0 equivalent) or 4-nitrobenzoic acid (1.0 equivalent) in THF was added EDCI (1.5 equivalent), and the mixture was stirred at room temperature (8-12 hours). THF was removed and the residue was resuspended in ethyl acetate, washed with water, dried with sodium sulfate, concentrated, and purified by silica gel chromatography eluting with ethyl acetate/hexane or
20 chloroform/methanol.

General synthesis of guanidines**A. From azidocarboxamides**

25 To a solution of the corresponding azido carboxamide (1.0 equivalent) in THF was added triphenylphosphine (1.0 equivalent) at room temperature. After 8 hours, the corresponding isocyanate was added (1.3 equivalents) and the solution was heated at 55-80°C overnight. To the mixture was added an amine (1.3 equivalents). After being heated at the

same temperature for 2 hours, THF was removed. The residue was resuspended in ethyl acetate, washed with water, dried over anhydrous sodium sulfate, concentrated, and purified by silica gel chromatography (CHCl₃/MeOH 90:10+0.1% Et₃N 2% Et₃N). The final products could be
5 further purified with reversed phase HPLC.

B. From nitrocarboxamides

The nitrocarboxamide was taken up in ethanol (or methanol) and purged with dry nitrogen. To this solution was introduced activated Pd/C (10% w/w, 0.1 equivalent) and the mixture was hydrogenated for about 30
10 minutes or until complete by LC/MS. The mixture was then filtered through Celite, concentrated *in vacuo*, and taken on crude to the next step.

To a 0.5 M acetone solution (0°C ice bath) containing the amine (1 equivalent) and sodium carbonate (3 equivalents) was added thiophosgene (3 equivalents) dropwise. After two hours at room temperature, the reaction
15 mixture was concentrated *in vacuo* to remove solvent and excess thiophosgene. The residue was taken up in ethyl acetate and washed with water, dried with sodium sulfate, and then concentrated *in vacuo* to yield the isothiocyanate. To a solution of the resulting isothiocyanate in dry THF (0.5 M solution) was added an amine (1.5 equivalents). After stirring overnight, the
20 reaction mixture was concentrated *in vacuo* and the thiourea product was dissolved in ethyl acetate or DCM and purified *via* flash chromatography.

To a solution of the thiourea in dry THF (0.1 M) was added EDC (2 equivalents) and the solution was heated at reflux (~80°C external temp.) for 60 minutes, after which it was cooled to room temperature and then placed
25 in an ice bath for 15 minutes with stirring. A DCM solution containing an amine (2 equivalents) was added and the reaction was stirred at room temperature. After 20 minutes, the reaction was diluted with ethyl acetate and washed with water. The aqueous layer was back extracted with ethyl acetate and the combined organic layers, after concentration *in vacuo*, was purified by

silica gel flash chromatography (typically eluting first with 10% MeOH in DCM followed by an addition of 2% triethyl amine to the mobile phase) and/or reverse phase prep-HPLC.

Starting Materials and Intermediates

- 5 The requisite starting materials and intermediates corresponding to the examples in the tables are commercially available or may be synthesized by methods familiar to one of skill in the art, by procedures shown in the preceding examples, or by the following procedures.

Preparation of Non-commercial Phenylethylamines

- 10 Phenylethyl amines used in the synthesis of Examples 83, 87 and 88 may be prepared as described in J. Weinstock *et al.*, *J. Med. Chem.* 1166-1176 (1987), replacing nitromethane respectively with nitroethane, nitropropane and nitrobutane.

Preparation of [2 S or R]-2-amino-3-[2,4dichlorophenyl]propan-1-ol

- 15 Prepared from L or D 2,4 dichlorophenylalanine following the procedure as given in *J. Org. Chem.*, 65, No. 16, pp 503 (2000).

Preparation of 6-chloro-3,4-dihydro-1H-naphthalen-2-one

Prepared according to *Journal of Amer. Chem. Soc.*, 119, 12722-12726 (1997) and *Org Synthesis*, 51, pp 109 (1971).

- 20 Preparation of 6-chloro-1,2,3,4-tetrahydro-naphthalen-2-ylamine

Aza [6-chloro (2-1,2,3,4-tetrahydronaphthyl)] diazo methane may be prepared according to *J. Org. Chem.*, 60, 4324-4330 (1995) (following the prescribed procedure except that the mesylate intermediate was converted to azide without purification on silica gel column). Aza [6-chloro (2-
25 1,2,3,4-tetrahydronaphthyl)] diazo methane (1.0 equivalent) was then

dissolved in THF to which triphenylphosphine (1.0 equivalent) was added and reaction mixture allowed to stir at 70°C for 1 hour. Thereafter, 5% KOH was poured and further THF was added to make one phase and the solution was stirred for another 1 hour at 70°C. All the THF was removed and the KOH layer was extracted with CHCl₃ (3x). Combined organic extracts were washed with 1N HCl (2x) and organic phase was discarded. The aqueous layer was further treated with 5% KOH (5 ml) and amine so formed was extracted in CHCl₃ washes (3x). CHCl₃ extracts were further washed with brine and dried over Na₂SO₄. The removal of solvent *in vacuo* gave the pure amine.

10 Preparation of 6-fluoro-3,4-dihydro-1H-naphthalen-2-one

4-fluorophenylacetic acid (1 equivalent) was dissolved in dichloroethane (1.3 M) containing SOCl₂ (3 equivalents), the mixture was refluxed for 90 minutes and the solvent was removed. Solution of this crude product in CH₂Cl₂ was added dropwise within 60 minutes to AlCl₃ (2 eq) in CH₂Cl₂ (0.4 M) while stirring at 0°C. Thereafter, ethylene was introduced at 0°C over 45 minutes, whereupon the mixture was stirred further at room temperature for 1 hour, and thereafter was treated at 0°C with ice-water. The organic phase was washed with 1N HCl (2x), NaHCO₃ (sat. sol.), dried and evaporated. The residue was triturated with hexane, yielding the product as a bright yellow solid.

Preparation of 6-fluoro-1,2,3,4-tetrahydro-naphthalen-2-ylamine

Over a solution of 6-fluorotetralone (6-fluoro-3,4-dihydro-1H-naphthalen-2-one; 1 equivalent) and ammonium acetate (5 equivalents) in a 2:1 mixture of MeOH:THF (0.24 M), was carefully added NaCNBH₃ (2 eq), and the reaction mixture was stirred at room temperature for 2 hours. Concentrated HCl was added at 0°C until the pH was less than 2, and the MeOH was removed *in vacuo*. The residue was taken up in water and extracted with CHCl₃ (2x). The aqueous solution was basified with solid KOH

and extracted with CHCl_3 (3x). The combined extracts were dried (MgSO_4) and evaporated *in vacuo* to give the titled compound.

Preparation of 2-(4-bromo-2-fluoro) nitrostyrene

4-Bromo-2-fluorobenzaldehyde 1 (1 equivalent) was dissolved in anhydrous methanol (0.3 M) and nitromethane (1 equivalent) was added and the reaction was chilled in ice. Excess DBU (11.04 mL, 73.8 mmol) was added dropwise to the reaction and stirring continued at 0°C for 25 minutes. The reaction was then poured into 180 mL of 3 M HCl (22 equivalents). A solid precipitated out and was collected by filtration. The yellow solid was redissolved in ether and dried over Na_2SO_4 , filtered and concentrated to afford 2-(4-bromo-2-fluoro)nitrostyrene as a yellow solid. MS: 247.9 (M+H).

Preparation of 2-(4-bromo-2-fluorophenyl)ethylamine

4-Bromo-2-fluoronitro styrene (1 equivalent) in THF (0.2 M) was cooled to 0°C and treated with 1.0 M BH_3 in THF (5 equivalents). The reaction was heated to reflux overnight. The reaction was cooled to 0°C and quenched with H_2O then 1 N HCl until a pH of about 2 was achieved. The reaction was stirred for 30 minutes at room temperature and then extracted with ether (3x). The aqueous layer was made basic with 5% NaOH solution. The aqueous layer was then extracted into ether (3x). The combined organic layers were washed with brine, dried over Na_2SO_4 , filtered, and concentrated to give crude 2-(4-bromo-2-fluorophenyl)ethylamine. Purification by flash chromatography eluting with 2%-5%-10% MeOH/ CH_2Cl_2 gradients containing 1% concentrated ammonia afforded the desired compound. MS m/z 219.8 (M+H).

Preparation of 6-azido-N-[2-(2,4-dichlorophenyl)ethyl]pyridine-3-carboxamide

6-Chloro-N-[2-(2,4-dichlorophenyl)ethyl]pyridine-3-carboxamide (1 equivalent) and sodium azide (2.6 equivalents) were suspended in

anhydrous DMSO (0.6 M) under nitrogen. The mixture was heated at 100°C for four days. Ethyl acetate was added and the organic phase washed with water and brine, dried over anhydrous sodium sulfate, and filtered. The filtrate was evaporated to dryness and the resultant residue dissolved in a 1:1
5 ethyl acetate/DCM mixture. This solution was purified by flash chromatography over silica (1:1 ethyl acetate /DCM). The fractions coeluting with the major band (Rf 0.53, eluent: 1:1 ethyl acetate /DCM) were combined and evaporated to dryness. The residue was recrystallized from acetonitrile to give 6-azido-N-[2-(2,4-dichlorophenyl)ethyl]-pyridine-3-carboxamide as pale
10 yellow needles. LCMS (MH⁺) 336.

Preparation of 4-Azido-N-[2-(2-fluoro-4-methoxy-phenyl)-ethyl]-benzamide

Step 1.

2-Fluoro-4-methoxy-benzaldehyde (1 equivalent) was dissolved in MeOH and chilled in an ice bath. Nitromethane (1 equivalent) was added.
15 NaOH (1.05 equivalents) in water was added dropwise to the nitromethane/aldehyde solution, such that the temperature did not rise above 15°C. The reaction was then allowed to stir at 0°C for 15 minutes. The reaction mixture was poured into concentrated HCl diluted with water. Product was extracted with EtOAc and washed with water, brine, and dried
20 (Na₂SO₄). Solvent was removed to yield a yellow oil which was freeze-dried in 90% MeCN/H₂O to give the product 2-fluoro-4-methoxy-1-(2-nitro-vinyl)-benzene, which was used without further purification.

Step 2.

LiAlH₄ (3.5 equivalents) was suspended in THF and brought to
25 reflux. 2-fluoro-4-methoxy-1-(2-nitro-vinyl)-benzene (1 equivalent) was dissolved in THF and added dropwise to the LiAlH₄. The reaction was allowed to proceed at reflux overnight. The reaction was then cooled in an ice bath and H₂SO₄ was added dropwise. The reaction was extracted with ether. The ether fractions were discarded. The aqueous layer was adjusted to pH

12 with 5% NaOH and extracted with ether (3x). Combined ether fractions were washed with brine and dried over Na₂SO₄. Solvent was removed to yield 2-(2-fluoro-4-methoxy-phenyl)-ethylamine as an oil, which was used without further purification.

5 Step 3.

4-Azidobenzoic acid (1.5 equivalents) was dissolved in THF. EDC (1.5 equivalents), DIEA (1.5 equivalents) and DMAP (0.1 equivalents) were added followed by 2-(2-fluoro-4-methoxy-phenyl)-ethylamine (1 equivalent). The reaction was then allowed to stir overnight at room temperature. EtOAc was added and the reaction was washed with 10% citric acid, 10% sodium bicarbonate and brine. After drying over Na₂SO₄, solvent was removed and the residue was purified by flash chromatography 20% EtOAc/DCM to yield the title compounds as a white powder.

Preparation of 7-Methoxy-2,3,4,5-tetrahydro-1H-benzo[d]azepine

15 Step 1.

2-(3-Methoxy-phenyl)-ethylamine (1 equivalent) was dissolved in anhydrous DCM (0.88 M) in a three necked round-bottomed flask under N₂ and stirred in an ice bath. Tosyl chloride (1.25 equivalents) was then dissolved in anhydrous DCM under N₂ and added to the stirring solution over 10 minutes (Caution! Exothermic reaction). A precipitate formed, DIEA (1.2 equivalents) was then added, and the reaction was stirred at room temperature overnight. The reaction was then washed with 10% citric acid, 10% sodium carbonate, and brine before being dried over sodium sulfate. The organic solvent was then removed under reduced pressure to leave a brown oil. This crude material was then purified via flash chromatography using 100% DCM running solvent to recover the product sulfonamide. (MH⁺) 306.1.

Step 2.

The Sulfonamide (1 equivalent) was dissolved in acetone and stirred in a round-bottomed flask with K_2CO_3 (6.9 equivalents). This was warmed to 78°C and refluxed, ethyl bromoacetate (1.5 equivalents) was then added, and the reaction was allowed to proceed overnight. The K_2CO_3 was then filtered off and the solvent removed under reduced pressure. To this colorless oil was added NaOH (4.4 equivalents) dissolved in 50% EtOH (0.4 M) and then warmed to reflux at 90°C and allowed to proceed overnight. The EtOH was then removed under reduced pressure. The residual oil was then washed with water and extracted with diethyl ether. The aqueous layer was then acidified with concentrated HCl and extracted with diethyl ether (2x). The organic layers were then combined and extracted with sodium carbonate (2x). The aqueous layers were then combined and acidified with concentrated HCl and extracted with diethyl ether (2x). The organic layers were then combined and dried over sodium sulfate. The organic solvent was then removed under reduced pressure. This material was then recrystallized from ethyl acetate/petroleum spirit to recover the alkylated product [[2-(3-Methoxy-phenyl)-ethyl]-(toluene-4-sulfonyl)-amino]-acetic acid. (MH+) 363.9.

Step 3.

[[2-(3-Methoxy-phenyl)-ethyl]-(toluene-4-sulfonyl)-amino]-acetic acid (1 equivalent) was dissolved in anhydrous DCM (0.13 M) and added to a stirring solution of P_2O_5 (5 equivalents) suspended in anhydrous DCM (0.13 M) at 0°C under nitrogen. This reaction was then allowed to proceed at room temperature for two days before being worked up. The reaction mixture was then diluted with 3% NaOH and extracted with DCM. The organic layers were then combined and dried over sodium sulfate and the solvent removed under reduced pressure to recover the cyclized product 8-methoxy-3-(toluene-4-sulfonyl)-2,3,4,5-tetrahydro-benzo[d]azepin-1-one. Note the formation of the regio-isomer (ortho cyclized product). This material was then purified via flash chromatography using 20% acetone/petroleum spirit running solvent. Two

separate fractions of the desired isomeric pure 8-methoxy-3-(toluene-4-sulfonyl)-2,3,4,5-tetrahydro-benzo[d]azepin-1-one were recovered. These two fractions were treated separately for the next reaction. (MH+) 346.1.

Step 4.

5 The ketone product from step 3 was dissolved in neat TFA and stirred under nitrogen. To this stirring solution was added triethylsilane (2.2 equivalents) and the reaction allowed to proceed overnight at room temperature. Aqueous sodium carbonate was then added and the solution extracted with ether (2x). The ether layers were then combined and dried
10 over sodium sulfate and the solvent removed under reduced pressure to recover an orange oil. The crude material from the two reactions were then combined and purified via flash chromatography using 20% acetone/1% ammonia solution/petroleum spirit to give 7-methoxy-3-(toluene-4-sulfonyl)-2,3,4,5-tetrahydro-1H-benzo[d]azepine. (MH+) 178.0.

15 Step 5.

Gaseous ammonia was first condensed into an oven-dried three necked round-bottomed flask in a dry ice/acetone bath under N₂. Sodium metal was then added to this vigorously stirring liquid ammonia to form sodium amide. Note the solution should hold a deep blue color to confirm that
20 the liquid ammonia is anhydrous. The sulfonamide (1 equivalent) from step 4 was then dissolved in THF (0.1 M) in an oven-dried round-bottomed flask connected to a dry ice condenser. The anhydrous liquid ammonia was then distilled across into the round-bottomed flask containing the sulfonamide with vigorous stirring via the dry ice condenser connected in a series under a
25 steady stream of N₂. Once the distillation had finished, the condenser and flask containing the sulfonamide was isolated. Sodium metal (2.1 equivalents) was then added until the solution again went a deep blue color. The reaction was stirred for a further 30 minutes before being quenched with NH₄Cl (9.3 equivalents). The reaction was then extracted with diethyl ether

and dried over sodium sulfate and the solvent removed under reduced pressure to give the product amine as a yellow oil. (MH+) 353.3.

Preparation of (4-Azido-phenyl)-(7-methoxy-1,2,4,5-tetrahydro-benzo[d]azepin-3-yl)-methanone

- 5 7-Methoxy-2,3,4,5-tetrahydro-1H-benzo[d]azepine (1 equivalent) was dissolved in THF (0.1 M) along with azidobenzoic acid (1.5 equivalents), EDC (1.5 equivalents), DMAP (0.18 equivalents), and DIEA (1.5 equivalents). The reaction was stirred at room temperature overnight. The reaction was then washed with 10% citric acid, saturated sodium carbonate, and brine.
- 10 The organic layer was then dried over sodium sulfate and the organic solvent removed under reduced pressure. The material was then purified via flash chromatography using 8% acetone/1% ammonia solution/petroleum spirit running solvent to give the title compound. (MH+) 323.2.

Preparation of 5-Methoxy-2-indamine

- 15 Step 1.

- A mixture of 4-methoxyphenylacetic acid (1 equivalent), freshly distilled thionyl chloride (5.6 equivalents) and DMF was heated at reflux for 30 minutes. The mixture was allowed to cool and evaporated to dryness to give an orange oil. The crude product was used for the next step without further
- 20 purification. A diazomethane solution was cooled in an ice bath. A solution of the crude product from the previous step in ether was added slowly. The flask was fitted with a calcium chloride drying tube and allowed to stand at room temperature for 16 hours. The mixture was evaporated to dryness by bubbling nitrogen through the reaction mixture with external heating at 30°C.
- 25 The residue was purified by flash chromatography over silica (DCM, 5% ethyl acetate /DCM). The fractions coeluting with the major band were combined and evaporated to dryness to give 1-diazo-3-(4-methoxy-phenyl)propan-2-one as an orange oil. (MH+) 191.

Step 2.

A solution of 1-diazo-3-(4-methoxyphenyl)propan-2-one (1 equivalent) in anhydrous DCM (0.1 M) was prepared under nitrogen. A suspension of rhodium (II) acetate dimer (0.02 equivalents) in anhydrous DCM (0.01 M) was prepared under nitrogen. The diazoketone solution was transferred to the rhodium acetate dimer suspension via cannula and the mixture stirred at room temperature for 90 minutes. The mixture was filtered (Whatmann No 1 filter paper) and the filtrate evaporated to dryness. The residue was purified by flash chromatography over silica (eluent DCM). The fractions coeluting with the major non-polar band (Rf 0.62) were combined and evaporated to dryness to give 5-methoxy-2-indanone as a yellow solid. (MH⁺) 162.

Step 3.

A mixture of 5-methoxy-2-indanone (1 equivalent) and methoxyamine hydrochloride (2.5 equivalents) was dissolved in a 1:1 mixture (0.24 M) of ethanol and pyridine. The mixture was heated at reflux for 30 minutes and allowed to cool. Water was added and the mixture was extracted with ethyl acetate. The ethyl acetate extracts were dried over anhydrous sodium sulfate and filtered. The filtrate was evaporated to dryness to give an orange oil which was used for the next step without further purification. The crude product from the previous step was dissolved in anhydrous THF under N₂. A borane-THF complex solution (1.0M, 4.7 equivalents) was added and the mixture heated at reflux under N₂ for 3 hours. Methanol was added and the mixture evaporated to dryness. HCl (3M, 24 equivalents) was added to the residue and the mixture heated at 90°C for 1 hour. NaOH solution (10M, 25 equivalents) was added and the aqueous phase extracted with ethyl acetate (3x). The combined ethyl acetate extracts were dried over anhydrous sodium sulfate and filtered. The filtrate was evaporated to dryness and the residue purified by flash chromatography over silica (eluent 10% methanol, 1% concentrated ammonia solution in DCM). The fractions coeluting with the

major band (Rf 0.31, eluent: 10% methanol, 1% concentrated ammonia solution in DCM, bands visualized by spraying with Ninhydrin and heating) were combined and evaporated to dryness to give 5-methoxy-2-indamine as a pale brown oil. (MH⁺) 164.2.

5 Table of Examples 61-113

Example	Name	MH ⁺
61	4-[[[(Z)-(cyclopentylimino)(piperazin-1-yl)methyl]amino]-N-[2-(2,4-dichlorophenyl)ethyl]benzamide	488
62	4-[[[(Z)-(cyclopentylimino)(1,4-diazepan-1-yl)methyl]amino]-N-[2-(2,4-dichlorophenyl)ethyl]benzamide	502
63	N-[2-(2,4-dichlorophenyl)ethyl]-4-[[[(E)-[(3-methylcyclohexyl)imino][(3S)-3-methylpiperazin-1-yl)methyl]amino]benzamide	530.5
64	N-[2-(2,4-dichlorophenyl)ethyl]-4-[[[(E)-[(3S)-3-methylpiperazin-1-yl](tricyclo[3.3.1.1 ^{3,7}]-dec-2-ylimino)methyl]amino]benzamide	544.5
65	N-[2-(2,4-dichlorophenyl)ethyl]-4-[[[(Z)-[(3S)-3-methylpiperazin-1-yl][4-(trifluoromethyl)cyclohexyl]imino]methyl]amino]benzamide	584.4
66	N-[2-(2,4-dichlorophenyl)ethyl]-4-[[[(E)-[(3S)-3-methylpiperazin-1-yl][(2-propylcyclohexyl)imino]methyl]amino]benzamide	558
67	N-[2-(2,4-dichlorophenyl)ethyl]-4-[[[(E)-[(3R,5S)-3,5-dimethylpiperazin-1-yl][(2-propylcyclohexyl)imino]methyl]amino]benzamide	572.3

68	N-[2-(2,4-dichlorophenyl)ethyl]-4-(((E)-[(3S)-3-methylpiperazin-1-yl](tricyclo[3.3.1.1~3,7~]dec-2-ylimino)methyl)amino)benzamide	568
69	N-[2-(2,4-dichlorophenyl)ethyl]-4-(((E)-[(3R,5S)-3,5-dimethylpiperazin-1-yl]((1,7,7-trimethylbicyclo[2.2.1]hept-2-yl)imino)methyl)amino)benzamide	584.3
70	N-[2-(2,4-dichlorophenyl)ethyl]-4-(((E)-[(3S)-3-methylpiperazin-1-yl]((1,7,7-trimethylbicyclo[2.2.1]hept-2-yl)imino)methyl)amino)benzamide	570.3
71	N-[2-(2,4-difluorophenyl)ethyl]-4-(((E)-[(4-methylcyclohexyl)imino]((3S)-3-methylpiperazin-1-yl)methyl)amino)benzamide	498.2
72	N-[2-(2,4-dichlorophenyl)ethyl]-4-(((E)-[(3S)-3-methylpiperazin-1-yl]((1S,2R,3S,6R)-3,7,7-trimethylbicyclo[4.1.0]hept-2-yl)imino)methyl)amino)benzamide	570.1
73	N-[2-(2,4-dichlorophenyl)ethyl]-4-(((Z)-[(3R,5S)-3,5-dimethylpiperazin-1-yl]((4-ethylcyclohexyl)imino)methyl)amino)benzamide	558.2
74	6-(((Z)-(cyclohexylimino)[(3S)-3-methylpiperazin-1-yl]methyl)amino)-N-[2-(2,4-dichlorophenyl)ethyl]pyridine-3-carboxamide	517
75	N-[2-(2,4-dichlorophenyl)ethyl]-4-(((E)-[(4-ethylcyclohexyl)imino]((3S)-3-methylpiperazin-1-yl)methyl)amino)benzamide	544.2
76	4-(((Z)-(cyclohexylimino)[(3S)-3-methylpiperazin-1-yl]methyl)amino)-N-[2-(2,4-dichlorophenyl)-1-methylethyl]benzamide	530.2

77	N-[2-[2,4-bis(methyloxy)phenyl]ethyl]-4- (((Z)-[(4-methylcyclohexyl)imino][(3S)-3- methylpiperazin-1- yl]methyl)amino)benzamide	522.4
78	N-[2-(2,4-dichlorophenyl)-1-methylethyl]- 4-(((Z)-[(4-methylcyclohexyl)imino][(3S)- 3-methylpiperazin-1- yl]methyl)amino)benzamide	544.2
79	N-[2-(2,4-dichlorophenyl)ethyl]-4-(((Z)- [(3R,5S)-3,5-dimethylpiperazin-1- yl](((1S,2S)-2- [(phenylmethyl)oxy]cyclohexyl)imino)met hyl)amino)benzamide	636.2
80	N-[2-(2,4-dichlorophenyl)ethyl]-6-(((E)- [(4-methylcyclohexyl)imino][(3S)-3- methylpiperazin-1- yl]methyl)amino)pyridine-3-carboxamide	531.2
81	4-(((Z)-(cyclohexylimino)[(3S)-3- methylpiperazin-1-yl]methyl)amino)-N-[2- (2,4-dimethylphenyl)ethyl]benzamide	476
82	N-[2-[2,4-bis(methyloxy)phenyl]ethyl]-4- (((Z)-[(3S)-3-methylpiperazin-1- yl](((1S,2S,3S,5R)-2,6,6- trimethylbicyclo[3.1.1]hept-3- yl]imino)methyl)amino)benzamide	562.2
83	N-[2-(2,4-dichlorophenyl)-1-methylethyl]- 4-(((Z)-[(3S)-3-methylpiperazin-1- yl](((1S,2S,3S,5R)-2,6,6- trimethylbicyclo[3.1.1]hept-3- yl]imino)methyl)amino)benzamide	584.2
84	N-[2-(2,4-dimethylphenyl)ethyl]-4-(((E)- [(3S)-3-methylpiperazin-1- yl](((1S,2S,3S,5R)-2,6,6- trimethylbicyclo[3.1.1]hept-3- yl]imino)methyl)amino)benzamide	530

85	N-[2-(2,4-dimethylphenyl)ethyl]-4-[(E)-(3,5-dimethylpiperazin-1-yl){[(1S,2S,3S,5R)-2,6,6-trimethylbicyclo[3.1.1]hept-3-yl]imino)methyl}amino]benzamide	544
86	N-[2-(2,4-dichlorophenyl)ethyl]-6-[(E)-[(3S)-3-methylpiperazin-1-yl){[(1S,2S,3S,5R)-2,6,6-trimethylbicyclo[3.1.1]hept-3-yl]imino)methyl}amino]pyridine-3-carboxamide	571.2
87	N-{1-[(2,4-dichlorophenyl)methyl]propyl}-4-[(Z)-[(3S)-3-methylpiperazin-1-yl){[(1S,2S,3S,5R)-2,6,6-trimethylbicyclo[3.1.1]hept-3-yl]imino)methyl}amino]benzamide	598.2
88	N-{1-[(2,4-dichlorophenyl)methyl]butyl}-4-[(Z)-[(3S)-3-methylpiperazin-1-yl){[(1S,2S,3S,5R)-2,6,6-trimethylbicyclo[3.1.1]hept-3-yl]imino)methyl}amino]benzamide	612.2
89	4-[(Z)-[(3S)-3-methylpiperazin-1-yl){[(1S,2S,3R,5R)-2,6,6-trimethylbicyclo[3.1.1]hept-3-yl]imino)methyl}amino]-N-[(2S)-2-phenylpropyl]benzamide	516.3
90	4-[(Z)-[(3S)-3-methylpiperazin-1-yl){[(1S,2S,3R,5R)-2,6,6-trimethylbicyclo[3.1.1]hept-3-yl]imino)methyl}amino]-N-[(2R)-2-phenylpropyl]benzamide	516.3
91	N-[2-(2,4-dichlorophenyl)ethyl]-4-[(E)-(3,5-dimethylpiperazin-1-yl){[(1S,2S,3S,5R)-2,6,6-trimethylbicyclo[3.1.1]hept-3-yl]imino)methyl}amino]benzamide	584.7

92	N-[2-(2,4-difluorophenyl)ethyl]-4-[(E)-[(3S)-3-methylpiperazin-1-yl][[(1S,2S,3S,5R)-2,6,6-trimethylbicyclo[3.1.1]hept-3-yl]imino)methyl]amino]benzamide	538.2
93	N-[2-(2,4-dichlorophenyl)ethyl]-4-[(E)-[(1S,2S,3S,5R)-2,6,6-trimethylbicyclo[3.1.1]hept-3-yl]imino](3,4,5-trimethylpiperazin-1-yl)methyl]amino]benzamide	598.7
94	N-{2-[2-fluoro-4-(methoxy)phenyl]ethyl}-4-[(Z)-[(3S)-3-methylpiperazin-1-yl][[(1S,2S,3S,5R)-2,6,6-trimethylbicyclo[3.1.1]hept-3-yl]imino)methyl]amino]benzamide	550.2
95	N-[(1S)-2-(2,4-dichlorophenyl)-1-(hydroxymethyl)ethyl]-4-[(E)-[(3S)-3-methylpiperazin-1-yl][[(1S,2S,3S,5R)-2,6,6-trimethylbicyclo[3.1.1]hept-3-yl]imino)methyl]amino]benzamide	600.4
96	N-[(1R)-2-(2,4-dichlorophenyl)-1-(hydroxymethyl)ethyl]-4-[(E)-[(3S)-3-methylpiperazin-1-yl][[(1S,2S,3S,5R)-2,6,6-trimethylbicyclo[3.1.1]hept-3-yl]imino)methyl]amino]benzamide	600.5
97	N-(6-chloro-1,2,3,4-tetrahydronaphthalen-2-yl)-4-[(Z)-[(3S)-3-methylpiperazin-1-yl][[(1S,2S,3S,5R)-2,6,6-trimethylbicyclo[3.1.1]hept-3-yl]imino)methyl]amino]benzamide	562.3
98	N-[2-(2-fluoro-4-methylphenyl)ethyl]-4-[(E)-[(4-methylcyclohexyl)imino][(3S)-3-methylpiperazin-1-yl]methyl]amino]benzamide	494.6
99	N-[2-(2,4-dichlorophenyl)ethyl]-N-methyl-4-[(E)-[(3S)-3-methylpiperazin-1-yl][[(1S,2S,3S,5R)-2,6,6-trimethylbicyclo[3.1.1]hept-3-yl]imino)methyl]amino]benzamide	584.7

100	N-[2-(2,4-dichlorophenyl)ethyl]-2-fluoro-4-[[[(E)-[(3S)-3-methylpiperazin-1-yl][[(1S,2S,3S,5R)-2,6,6-trimethylbicyclo[3.1.1]hept-3-yl]imino)methyl]amino]benzamide	588.6
701	N-(6-fluoro-1,2,3,4-tetrahydronaphthalen-2-yl)-4-[[[(E)-[(3S)-3-methylpiperazin-1-yl][[(1S,2S,3S,5R)-2,6,6-trimethylbicyclo[3.1.1]hept-3-yl]imino)methyl]amino]benzamide	546
102	N-[6-(methoxy)-1,2,3,4-tetrahydronaphthalen-2-yl]-4-[[[(Z)-[(3S)-3-methylpiperazin-1-yl][[(1S,2S,3S,5R)-2,6,6-trimethylbicyclo[3.1.1]hept-3-yl]imino)methyl]amino]benzamide	558
103	N-[2-[2-fluoro-4-(methoxy)phenyl]ethyl]-4-[[[(Z)-[(1S,2S)-2-methylcycloheptyl]imino][(3S)-3-methylpiperazin-1-yl]methyl]amino]benzamide	524.2
104	N-[2-(4-bromo-2-fluorophenyl)ethyl]-4-[[[(E)-[(3S)-3-methylpiperazin-1-yl][[(1S,2S,3S,5R)-2,6,6-trimethylbicyclo[3.1.1]hept-3-yl]imino)methyl]amino]benzamide	598
105	N-[2-[4-fluoro-2-(trifluoromethyl)phenyl]ethyl]-4-[[[(E)-[(3S)-3-methylpiperazin-1-yl][[(1S,2S,3S,5R)-2,6,6-trimethylbicyclo[3.1.1]hept-3-yl]imino)methyl]amino]benzamide	588
106	N-[2-(4-bromo-2-fluorophenyl)-2-hydroxyethyl]-4-[[[(E)-[(3S)-3-methylpiperazin-1-yl][[(1S,2S,3S,5R)-2,6,6-trimethylbicyclo[3.1.1]hept-3-yl]imino)methyl]amino]benzamide	614

107	N-[2-(2-fluoro-4-methylphenyl)ethyl]-4- ({(Z)-[[(1S,2S)-2- methylcycloheptyl]imino]}(3S)-3- methylpiperazin-1- yl)methyl)amino)benzamide	508.3
108	N-[2-(4-bromo-2-fluorophenyl)ethyl]-4- [({(Z)-[(3S)-3-methylpiperazin-1-yl]}[4- (trifluoromethyl)cyclohexyl]imino)methyl] amino]benzamide	612.2
109	N-[5-(methoxy)-2,3-dihydro-1H-inden- 2-yl]-4-[({(Z)-[(3S)-3-methylpiperazin-1- yl]}[(1S,2S,3S,5R)-2,6,6- trimethylbicyclo[3.1.1]hept-3- yl]imino)methyl)amino]benzamide	544.3
110	4-[({(Z)-[(3R,5S)-3,5-dimethylpiperazin-1- yl]}[(1S,2S,3S,5R)-2,6,6- trimethylbicyclo[3.1.1]hept-3- yl]imino)methyl)amino]-N-[2-[2-fluoro-4- (methoxy)phenyl]ethyl]benzamide	564.3
111	N-[2-(4-bromo-2-fluorophenyl)ethyl]-4- [({(Z)-[(3R,5S)-3,5-dimethylpiperazin-1- yl]}[(1S,2S,3S,5R)-2,6,6- trimethylbicyclo[3.1.1]hept-3- yl]imino)methyl)amino]benzamide	612
112	N-[2-(4-bromo-2-fluorophenyl)ethyl]-4- ({(Z)-[(4-methylcyclohexyl)imino]}(3S)-3- methylpiperazin-1- yl)methyl)amino)benzamide	558
113	N-[2-(4-bromo-2-fluorophenyl)ethyl]-4- ({(Z)-(cycloheptylimino)}(3S)-3- methylpiperazin-1- yl)methyl)amino)benzamide	558

Examples 114-118

Examples 114-118 listed in the following Table were prepared using the general procedures described above.

Table of Examples 114-118

Example	Name	MH+
114	4-(((1E)-[(3S)-3-methylpiperazin-1-yl]{{(1S,2S,3S,5R)-2,6,6-trimethylbicyclo[3.1.1]hept-3-yl}amino}methylidene)amino)-N-[(2R)-1,2,3,4-tetrahydronaphthalen-2-yl]benzamide	528.3
115	N-[(2R)-5-(methyloxy)-1,2,3,4-tetrahydronaphthalen-2-yl]-4-(((1E)-[(3S)-3-methylpiperazin-1-yl]{{(1S,2S,3S,5R)-2,6,6-trimethylbicyclo[3.1.1]hept-3-yl}amino}methylidene)amino]benzamide	558.7
116	N-[(2S)-7-(methyloxy)-1,2,3,4-tetrahydronaphthalen-2-yl]-4-(((1E)-[(3S)-3-methylpiperazin-1-yl]{{(1S,2S,3S,5R)-2,6,6-trimethylbicyclo[3.1.1]hept-3-yl}amino}methylidene)amino]benzamide	558.8
117	4-(((1E)-(cycloheptylamino)[(3S)-3-methylpiperazin-1-yl]methylidene)amino)-N-[(2R)-1,2,3,4-tetrahydronaphthalen-2-yl]benzamide	488.6
118	N-[(2S)-5-(methyloxy)-1,2,3,4-tetrahydronaphthalen-2-yl]-4-(((1E)-[(3S)-3-methylpiperazin-1-yl]{{(1S,2S,3S,5R)-2,6,6-trimethylbicyclo[3.1.1]hept-3-yl}amino}methylidene)amino]benzamide	558.7

Example 119

EC₅₀ values of test compounds were determined by treating cells expressing MC4-R with test compound and lysing the cells and measuring intercellular cAMP concentration with Amersham-Pharmacia RPA-559 cAMP Scintillation Proximity Assay (SPA) kit. The following compounds were synthesized and tested according to this assay. The compounds listed below displayed -log EC₅₀ values above about 3. The title compounds of Examples 61-118 also all displayed -log EC₅₀ values above about 3. For this reason each of the compound in the following list and each of the title compounds of Examples 61-118 are individually preferred and are preferred as a group. Furthermore, the groups corresponding to R¹ through R¹⁰ for each of these compounds are also preferred. Nomenclature for these compounds was provided using Nomenclator (v.3.0 & v.5.0) from CmemInnovation Software, Inc. The following compounds are merely illustrative and should not be construed as limiting of the instant invention:

{4-[[[(1Z)-2-aza-2-cyclopentyl-1-piperazinylvinyl]amino]phenyl]-N-[2-(2,4-dichlorophenyl)ethyl]carboxamide, {4-[[1-((5S)-2,5-dimethylpiperazinyl)(1Z)-2-aza-3-methylbut-1-enyl]amino]phenyl]-N-[2-(2,4-dichlorophenyl)ethyl]carboxamide, {4-[[[(1Z)-2-aza-2-cyclohexyl-1-(3-oxopiperazinyl)vinyl]amino]phenyl]-N-[2-(2,4-dichlorophenyl)ethyl]carboxamide, {4-[[[(1Z)-2-aza-2-cyclohexyl-1-morpholin-4-ylvinyl]amino]phenyl]-N-[2-(2,4-dichlorophenyl)ethyl]carboxamide, {4-[[[(1Z)-2-aza-2-cyclohexyl-1-piperazinylvinyl]amino]phenyl]-N-[2-(2,4-dichlorophenyl)ethyl]carboxamide, {4-[[1-((3S)-3-methylpiperazinyl)(1Z)-2-aza-2-cyclopentylvinyl]amino]phenyl]-N-[2-(2,4-dichlorophenyl)ethyl]carboxamide, {4-[[[(1Z)-2-aza-2-cyclopentyl-1-(1,4-diazaperhydroepinyl)vinyl]amino]phenyl]-N-[2-(2,4-dichlorophenyl)ethyl]carboxamide, [4-[[[(1Z)-1-[(2-amino-2-methylpropyl)amino]-2-aza-2-cyclohexylvinyl]amino]phenyl]-N-[2-(2,4-dichlorophenyl)ethyl]carboxamide, {4-[[1-(2,5-diazabicyclo[2.2.1]hept-2-yl)(1Z)-2-aza-2-cyclohexylvinyl]amino]phenyl]-N-[2-(2,4-

- dichlorophenyl)ethyl]carboxamide, (4-[[1-((3S)-3-methylpiperazinyl)(1Z)-2-aza-2-cyclohex-3-enylvinyl]amino]phenyl)-N-[2-(2,4-dichlorophenyl)ethyl]carboxamide, (4-[[1-((3S)-3-methylpiperazinyl)(1Z)-2-aza-2-(4-oxocyclohexyl)vinyl]amino]phenyl)-N-[2-(2,4-
- 5 dichlorophenyl)ethyl]carboxamide, (4-[[1-((1E)-2-aza-2-cyclohexyl-1-(3-hydroxypiperidyl)vinyl]amino]phenyl)-N-[2-(2,4-dichlorophenyl)ethyl]carboxamide, (4-[[1-((3S)-3-methylpiperazinyl)(1Z)-2-aza-2-cyclohexylvinyl]amino]-2-chlorophenyl)-N-[2-(2,4-dichlorophenyl)ethyl]carboxamide, {4-[[1-((1Z)-2-aza-2-cyclohexyl-1-(1,4-
- 10 diazaperhydroepinyl)vinyl]amino]phenyl)-N-[2-(2,4-dichlorophenyl)ethyl]carboxamide, (4-[[1-((3R)-3-methylpiperazinyl)(1Z)-2-aza-2-cyclohexylvinyl]amino]phenyl)-N-[2-(2,4-dichlorophenyl)ethyl]carboxamide, (4-[[1-((3S)-3-methylpiperazinyl)(1Z)-2-aza-2-cyclohexylvinyl]amino]phenyl)-N-[2-(2,4-
- 15 dichlorophenyl)ethyl]carboxamide, (4-[[1-((1Z)-2-aza-2-cyclohexyl-1-piperazinylvinyl)amino]methyl]phenyl)-N-[2-(2,4-dichlorophenyl)ethyl]carboxamide, (4-[[1-((1Z)-2-aza-1-(3,5-dimethylpiperazinyl)-2-cyclopentylvinyl]amino]phenyl)-N-[2-(2,4-dichlorophenyl)ethyl]carboxamide, (4-[[1-((1Z)-2-aza-1-(2,5-dimethylpiperazinyl)-2-cyclopentylvinyl]amino]phenyl)-
- 20 N-[2-(2,4-dichlorophenyl)ethyl]carboxamide, {4-[[1-((1Z)-2-aza-2-cycloheptyl-1-piperazinylvinyl)amino]phenyl)-N-[2-(2,4-dichlorophenyl)ethyl]carboxamide, (4-[[1-((3S)-3-methylpiperazinyl)(1Z)-2-aza-2-cyclohexylvinyl]amino]phenyl)-N-[2-(2,4-difluorophenyl)ethyl]carboxamide, (4-[[1-((3S)-3-methylpiperazinyl)(1Z)-2-aza-2-cyclohexylvinyl]amino]phenyl)-N-[2-(4-
- 25 chlorophenyl)ethyl]carboxamide, (4-[[1-((3S)-3-methylpiperazinyl)(1Z)-2-aza-2-cyclohexylvinyl]amino]phenyl)-N-[2-(4-fluorophenyl)ethyl]carboxamide, (4-[[1-((3S)-3-methylpiperazinyl)(1Z)-2-aza-2-cyclohexylvinyl]amino]phenyl)-N-(2-phenylethyl)carboxamide, (4-[[1-((1E)-2-aza-2-(2,4-dichlorophenyl)-1-(3,5-dimethylpiperazinyl)vinyl]amino]phenyl)-N-[2-(2,4-
- 30 dichlorophenyl)ethyl]carboxamide, (4-[[1-((1Z)-2-aza-2-cyclohexyl-1-(3-imino-1-oxo(2,5,6,7,8,8a-hexahydro-2,7-diazaindolizin-7-yl))vinyl]amino]phenyl)-N-[2-(2,4-dichlorophenyl)ethyl]carboxamide, [4-[[1-((3S)-3-methylpiperazinyl)(1Z)-

- 2-aza-2-[4-(trifluoromethyl)cyclohexyl]vinyl]amino}phenyl]-N-[2-(2,4-dichlorophenyl)ethyl]carboxamide, (4-[[[(1Z)-2-aza-1-(3,5-dimethylpiperazinyl)-2-cyclohex-3-enyl]vinyl]amino}phenyl]-N-[2-(2,4-dichlorophenyl)ethyl]carboxamide, (4-[[1-((3S)-3-methylpiperazinyl)(1Z)-2-aza-2-bicyclo[2.2.1]hept-2-yl]vinyl]amino}phenyl]-N-[2-(2,4-dichlorophenyl)ethyl]carboxamide, (4-[[[(1E)-2-aza-2-cyclohexyl-1-(4-methylpiperidyl)vinyl]amino}phenyl]-N-[2-(2,4-dichlorophenyl)ethyl]carboxamide, (4-[[1-((3S)-3-methylpiperazinyl)(1Z)-2-aza-2-cyclohexylvinyl]amino}-5-chloro-2-methoxyphenyl)-N-[2-(2,4-dichlorophenyl)ethyl]carboxamide, (4-[[[(1Z)-2-aza-1-(3,5-dimethylpiperazinyl)-2-cyclohexylvinyl]amino}phenyl]-N-[2-(2,4-dichlorophenyl)ethyl]carboxamide, [4-[[[(1E)-1-[(3-aminocyclohexyl)amino]-2-aza-2-cyclohexylvinyl]amino}phenyl]-N-[2-(2,4-dichlorophenyl)ethyl]carboxamide, (4-[[1-((5S)-2,5-dimethylpiperazinyl)(1Z)-2-aza-2-cyclohexylvinyl]amino}phenyl)-N-[2-(2,4-dichlorophenyl)ethyl]carboxamide, (4-[[1-((3S)-3-methylpiperazinyl)(1Z)-2-aza-2-cyclohexylvinyl]amino]-3-methylphenyl)-N-[2-(2,4-dichlorophenyl)ethyl]carboxamide, [4-[[1-((3S)-3-methylpiperazinyl)(1Z)-2-aza-2-cyclohexylvinyl]amino}methyl]phenyl)-N-[2-(2,4-dichlorophenyl)ethyl]carboxamide, (4-[[[(1Z)-2-aza-2-cyclohexyl-1-(1,4-diazaperhydroepinyl)vinyl]amino]methyl]phenyl)-N-[2-(2,4-dichlorophenyl)ethyl]carboxamide, [4-[[[(1E)-1-[[[(1S,2R)-2-aminocyclohexyl]amino]-2-aza-2-cyclohexylvinyl]amino}phenyl]-N-[2-(2,4-dichlorophenyl)ethyl]carboxamide, (4-[[1-((3S)-3-methylpiperazinyl)(1Z)-2-aza-2-cycloheptylvinyl]amino}phenyl)-N-[2-(2,4-dichlorophenyl)ethyl]carboxamide, (4-[[1-((3S)-3-ethylpiperazinyl)(1Z)-2-aza-2-cyclohexylvinyl]amino}phenyl)-N-[2-(2,4-dichlorophenyl)ethyl]carboxamide, (4-[[1-((3S)-3-methylpiperazinyl)(1Z)-2-aza-2-(2-methylcyclohexyl)vinyl]amino}phenyl)-N-[2-(2,4-dichlorophenyl)ethyl]carboxamide, (4-[[1-((3S)-3,4-dimethylpiperazinyl)(1Z)-2-aza-2-cyclohexylvinyl]amino}phenyl)-N-[2-(2,4-dichlorophenyl)ethyl]carboxamide, (4-[[[(1Z)-2-aza-1-(3,3-dimethylpiperazinyl)-2-cyclohexylvinyl]amino}phenyl]-N-[2-(2,4-dichlorophenyl)ethyl]carboxamide,

- (4-[[1-((3R,5R)-3,5-dimethylpiperazinyl)(1Z)-2-aza-2-cyclohexylvinyl]amino]phenyl)-N-[2-(2,4-dichlorophenyl)ethyl]carboxamide, (4-[[1-((3S)-3-methylpiperazinyl)(1Z)-2-aza-3-cyclohexylprop-1-enyl]amino]phenyl)-N-[2-(2,4-dichlorophenyl)ethyl]carboxamide, (4-[[1E)-1-((3S)-3-methylpiperazinyl)-2-aza-2-(3-methylcyclohexyl)vinyl]amino]phenyl)-N-[2-(2,4-dichlorophenyl)ethyl]carboxamide, (4-[[1E)-1-((3S)-3-methylpiperazinyl)-2-aza-2-(4-methylcyclohexyl)vinyl]amino]phenyl)-N-[2-(2,4-dichlorophenyl)ethyl]carboxamide, (4-[[1Z)-2-aza-1-(2,6-dimethylpiperazinyl)-2-cyclohexylvinyl]amino]phenyl)-N-[2-(2,4-dichlorophenyl)ethyl]carboxamide, (4-[[1E)-2-((1R,2R)-2-methylcyclohexyl)-1-((3S)-3-methylpiperazinyl)-2-azavinyl]amino]phenyl)-N-[2-(2,4-dichlorophenyl)ethyl]carboxamide, (4-[[1-((3S)-3-methylpiperazinyl)(1Z)-2-aza-2-(4-methylcyclohexyl)vinyl]amino]phenyl)-N-[2-(2,4-dichlorophenyl)ethyl]carboxamide, (4-[[1-((3S)-3-methylpiperazinyl)(1Z)-2-aza-2-cyclohexylvinyl]amino]-3-methoxyphenyl)-N-[2-(2,4-dichlorophenyl)ethyl]carboxamide, (4-[[1E)-1-((3S)-3-methylpiperazinyl)-2-aza-2-(2-methoxycyclohexyl)vinyl]amino]phenyl)-N-[2-(2,4-dichlorophenyl)ethyl]carboxamide, (4-[[1E)-1-((3S)-3-methylpiperazinyl)-2-aza-2-(4-methoxycyclohexyl)vinyl]amino]phenyl)-N-[2-(2,4-dichlorophenyl)ethyl]carboxamide, (4-[[1Z)-2-aza-1-(3,5-dimethylpiperazinyl)-2-cyclohexylvinyl]amino]phenyl)-N-[2-(4-chlorophenyl)ethyl]carboxamide, [4-[[1E)-2-aza-1-(3,5-dimethylpiperazinyl)-2-(4-(trifluoromethyl)cyclohexyl)vinyl]amino]phenyl)-N-[2-(2,4-dichlorophenyl)ethyl]carboxamide, (4-[[1Z)-2-aza-1-(3,6-diazabicyclo[4.3.0]non-3-yl)-2-cyclohexylvinyl]amino]phenyl)-N-[2-(2,4-dichlorophenyl)ethyl]carboxamide, (4-[[1-(3,5-dimethylpiperazinyl)(1Z)-2-aza-2-bicyclo[2.2.1]hept-2-ylvinyl]amino]phenyl)-N-[2-(2,4-dichlorophenyl)ethyl]carboxamide, (4-[[1Z)-2-aza-1-(3,5-dimethylpiperidyl)-2-cyclohexylvinyl]amino]phenyl)-N-[2-(2,4-dichlorophenyl)ethyl]carboxamide, (4-[[1Z)-2-aza-1-(3,5-dimethylpiperazinyl)-2-cyclohexylvinyl]amino)-5-chloro-2-methoxyphenyl)-N-[2-(2,4-dichlorophenyl)ethyl]carboxamide, (4-[[1-((3S)-3-methylpiperazinyl)(1Z)-2-aza-2-cyclohexylvinyl]amino]phenyl)-N-(2-indol-2-

- ylethyl)carboxamide, [4-({(1Z)-2-aza-1-(3,5-dimethylpiperazinyl)-2-cyclohexylvinyl}amino)methyl]phenyl)-N-[2-(2,4-dichlorophenyl)ethyl]carboxamide, [4-({(1Z)-2-aza-1-(2,5-dimethylpiperazinyl)-2-cyclohexylvinyl}amino)methyl]phenyl)-N-[2-(2,4-dichlorophenyl)ethyl]carboxamide, (4-[[1-((3S,5R)-3,5-dimethylpiperazinyl)(1Z)-2-aza-2-cycloheptylvinyl]amino]phenyl)-N-[2-(2,4-dichlorophenyl)ethyl]carboxamide, [4-({(1Z)-3-(methylethyl)piperazinyl}(1Z)-2-aza-2-cyclohexylvinyl)amino]phenyl)-N-[2-(2,4-dichlorophenyl)ethyl]carboxamide, (4-[[1-((1Z)-2-aza-1-(3,5-dimethylpiperazinyl)-2-(2-methylcyclohexyl)vinyl]amino)phenyl)-N-[2-(2,4-dichlorophenyl)ethyl]carboxamide, (4-[[1-((1Z)-2-aza-1-(3,5-dimethylpiperazinyl)-3-cyclohexylprop-1-enyl]amino)phenyl)-N-[2-(2,4-dichlorophenyl)ethyl]carboxamide, (4-[[1-((1E)-1-(3S)-3-methylpiperazinyl)-2-aza-2-cyclooctylvinyl]amino]phenyl)-N-[2-(2,4-dichlorophenyl)ethyl]carboxamide, (4-[[1-((3S,5R)-3,5-dimethylpiperazinyl)(1Z)-2-aza-2-(3-methylcyclohexyl)vinyl]amino]phenyl)-N-[2-(2,4-dichlorophenyl)ethyl]carboxamide, (4-[[1-((3S,5R)-3,5-dimethylpiperazinyl)(1Z)-2-aza-2-(4-methylcyclohexyl)vinyl]amino]phenyl)-N-[2-(2,4-dichlorophenyl)ethyl]carboxamide, (4-[[1-((1E)-2-((2S,1R)-2-methylcyclohexyl)-2-aza-1-(3,5-dimethylpiperazinyl)vinyl]amino)phenyl)-N-[2-(2,4-dichlorophenyl)ethyl]carboxamide, (4-[[1-((1E)-2-((1R,2R)-2-methylcyclohexyl)-2-aza-1-(3,5-dimethylpiperazinyl)vinyl]amino)phenyl)-N-[2-(2,4-dichlorophenyl)ethyl]carboxamide, (4-[[1-((1E)-2-((1R,2R)-2-methylcycloheptyl)-1-((3S)-3-methylpiperazinyl)-2-azavinyl]amino)phenyl)-N-[2-(2,4-dichlorophenyl)ethyl]carboxamide, (4-[[1-((1E)-1-(3S)-3-methylpiperazinyl)-2-aza-2-(2,2-dimethylcyclohexyl)vinyl]amino]phenyl)-N-[2-(2,4-dichlorophenyl)ethyl]carboxamide, (4-[[1-((3S,5S)-3,5-dimethylpiperazinyl)(1Z)-2-aza-2-(4-methylcyclohexyl)vinyl]amino]phenyl)-N-[2-(2,4-dichlorophenyl)ethyl]carboxamide, [4-({(1Z)-3-(2-methylthioethyl)piperazinyl}(1Z)-2-aza-2-cyclohexylvinyl)amino]phenyl)-N-[2-(2,4-dichlorophenyl)ethyl]carboxamide, (4-[[1-((1Z)-2-aza-1-(3,5-dimethylpiperazinyl)-2-cyclohexylvinyl]amino)-3-methoxyphenyl)-N-[2-(2,4-

- dichlorophenyl)ethyl]carboxamide, (4-(((1E)-2-aza-1-(3,5-dimethylpiperazinyl)-2-(2-methoxycyclohexyl)vinyl]amino)phenyl)-N-[2-(2,4-dichlorophenyl)ethyl]carboxamide, (4-(((1E)-2-aza-1-(3,5-dimethylpiperazinyl)-2-(4-methoxycyclohexyl)vinyl]amino)phenyl)-N-[2-(2,4-
- 5 dichlorophenyl)ethyl]carboxamide, (4-(((1Z)-2-aza-1-(3,5-dimethylpiperazinyl)-2-cyclohexylvinyl]amino)phenyl)-N-[2-(4-methoxyphenyl)ethyl]carboxamide, {4-(((1E)-2-aza-1-[[2-(diethylamino)ethyl]amino]-2-cyclohexylvinyl]amino)phenyl)-N-[2-(4-methoxyphenyl)ethyl]carboxamide, (4-(((1E)-1-((3S)-3-methylpiperazinyl)-2-aza-2-indan-2-ylvinyl]amino)phenyl)-N-
- 10 [2-(4-fluorophenyl)ethyl]carboxamide, [4-(((1E)-1-((3S)-3-methylpiperazinyl)-2-aza-2-[2-(methyl)phenyl]vinyl]amino)phenyl)-N-[2-(4-chlorophenyl)ethyl]carboxamide, {4-(((1Z)-2-aza-1-[[2-(dimethylamino)ethyl]benzylamino]-3-methylbut-1-enyl]amino)phenyl)-N-[2-(2,4-dichlorophenyl)ethyl]carboxamide, [4-(((1E)-2-aza-1-[[5-
- 15 [(dimethylamino)methyl](2-furyl)methyl]amino)-2-cyclohexylvinyl]amino)phenyl)-N-[2-(2,4-dichlorophenyl)ethyl]carboxamide, (4-(((1Z)-2-aza-1-(2,5-diazabicyclo[4.4.0]dec-2-yl)-2-cyclohexylvinyl]amino)phenyl)-N-[2-(2,4-dichlorophenyl)ethyl]carboxamide, (4-(((1Z)-2-aza-1-(3,5-dimethylpiperazinyl)-2-cyclohexylvinyl]amino)phenyl)-N-(2-
- 20 indol-3-ylethyl)carboxamide, [4-(((1E)-2-aza-2-[4-(tert-butyl)cyclohexyl]-1-piperazinylvinyl]amino)phenyl)-N-[2-(2,4-dichlorophenyl)ethyl]carboxamide, [4-(((1S)-3-(2-methylpropyl)piperazinyl)(1Z)-2-aza-2-cyclohexylvinyl]amino)phenyl)-N-[2-(2,4-dichlorophenyl)ethyl]carboxamide, (4-(((1E)-1-((3S)-3-methylpiperazinyl)-2-aza-2-(3,3,5-
- 25 trimethylcyclohexyl)vinyl]amino)phenyl)-N-[2-(2,4-dichlorophenyl)ethyl]carboxamide, (4-[[1-((3S,5R)-3,5-dimethylpiperazinyl)(1Z)-2-aza-2-cyclooctylvinyl]amino)phenyl)-N-[2-(2,4-dichlorophenyl)ethyl]carboxamide, (4-(((1E)-2-aza-2-(2,6-dimethylcyclohexyl)-1-(3,5-dimethylpiperazinyl)vinyl]amino)phenyl)-N-[2-(2,4-
- 30 dichlorophenyl)ethyl]carboxamide, (4-(((1E)-2-aza-2-(2,3-dimethylcyclohexyl)-1-(3,5-dimethylpiperazinyl)vinyl]amino)phenyl)-N-[2-(2,4-dichlorophenyl)ethyl]carboxamide, (4-(((1E)-2-((1R,2R)-2-methylcycloheptyl)-

- 2-aza-1-(3,5-dimethylpiperazinyl)vinyl]amino}phenyl)-N-[2-(2,4-dichlorophenyl)ethyl]carboxamide, (4-[[[(1E)-2-((1R,2R)-2-ethylcyclohexyl)-1-((3S,5R)-3,5-dimethylpiperazinyl)-2-azavinyl]amino}phenyl)-N-[2-(2,4-dichlorophenyl)ethyl]carboxamide, (4-[[[(1E)-2-aza-2-(2,2-dimethylcyclohexyl)-1-(3,5-dimethylpiperazinyl)vinyl]amino}phenyl)-N-[2-(2,4-dichlorophenyl)ethyl]carboxamide, (4-[[[(1E)-1-((3S)-3-methylpiperazinyl)-2-aza-2-(2-propylcyclohexyl)vinyl]amino}phenyl)-N-[2-(2,4-dichlorophenyl)ethyl]carboxamide, (4-[[[(1E)-1-((3S)-3-methylpiperazinyl)-2-aza-2-(1,2,3,4-tetrahydronaphthyl)vinyl]amino}phenyl)-N-[2-(2,4-dichlorophenyl)ethyl]carboxamide, [4-((1Z)-2-aza-2-cyclohexyl-1-[4-(2-furylcarbonyl)piperazinyl]vinyl]amino}phenyl)-N-[2-(2,4-dichlorophenyl)ethyl]carboxamide, {4-[[[(1Z)-2-aza-1-[[2-(dimethylamino)ethyl]benzylamino]hex-1-enyl]amino}phenyl]-N-[2-(2,4-dichlorophenyl)ethyl]carboxamide, {4-[[[(1Z)-2-aza-1-[[2-(dimethylamino)ethyl]](4-methylphenyl)methyl]amino]-3-methylbut-1-enyl]amino}phenyl)-N-[2-(2,4-dichlorophenyl)ethyl]carboxamide, (4-[[[(1E)-1-((3S)-3-methylpiperazinyl)-2-adamantan-2-yl-2-azavinyl]amino}phenyl)-N-[2-(2,4-dichlorophenyl)ethyl]carboxamide, [4-((1E)-1-((3S)-3-methylpiperazinyl)-2-aza-2-[2-(methylethyl)phenyl]vinyl]amino}phenyl)-N-[2-(4-methoxyphenyl)ethyl]carboxamide, (4-[[[(1E)-2-((1R,5R)-2,6,6-trimethylbicyclo[3.1.1]hept-3-yl)-1-((3S)-3-methylpiperazinyl)-2-azavinyl]amino}phenyl)-N-[2-(2,4-dichlorophenyl)ethyl]carboxamide, (4-[[[(1E)-1-((3S)-3-methylpiperazinyl)-2-((2S,3S,1R,5R)-2,6,6-trimethylbicyclo[3.1.1]hept-3-yl)-2-azavinyl]amino}phenyl)-N-[2-(2,4-dichlorophenyl)ethyl]carboxamide, (4-[[[(1E)-1-((3S)-3-methylpiperazinyl)-2-((1S,5S,2R,3R)-2,6,6-trimethylbicyclo[3.1.1]hept-3-yl)-2-azavinyl]amino}phenyl)-N-[2-(2,4-dichlorophenyl)ethyl]carboxamide, {4-[[[(1Z)-2-aza-1-[[2-(dimethylamino)ethyl]benzylamino]-2-cyclohexyl]vinyl]amino}phenyl)-N-[2-(2-thienyl)ethyl]carboxamide, [4-((1E)-1-((3S)-3-methylpiperazinyl)-2-aza-2-[4-(tert-butyl)cyclohexyl]vinyl]amino}phenyl)-N-[2-(2,4-dichlorophenyl)ethyl]carboxamide, (4-[[[(1E)-1-((3S,5R)-3,5-

- dimethylpiperazinyl)-2-aza-2-(3,3,5-trimethylcyclohexyl)vinyl]amino}phenyl)-N-[2-(2,4-dichlorophenyl)ethyl]carboxamide, (4-[[[(1E)-1-((3S,5R)-3,5-dimethylpiperazinyl)-2-aza-2-(2-propylcyclohexyl)vinyl]amino}phenyl)-N-[2-(2,4-dichlorophenyl)ethyl]carboxamide, (4-[[[(1Z)-2-aza-2-cyclohexyl-1-(3-phenylpiperazinyl)vinyl]amino}phenyl)-N-[2-(2,4-
- 5 dichlorophenyl)ethyl]carboxamide, (4-[[[(1E)-2-aza-1-(3,5-dimethylpiperazinyl)-2-(1,2,3,4-tetrahydronaphthyl)vinyl]amino}phenyl)-N-[2-(2,4-dichlorophenyl)ethyl]carboxamide, (4-[[[(1Z)-2-aza-1-(3,5-dimethylpiperazinyl)-2-indan-2-ylvinyl]amino}phenyl)-N-[2-(4-methoxyphenyl)ethyl]carboxamide,
- 10 {4-[[[(1Z)-2-aza-1-[[2-(dimethylamino)ethyl]](4-ethylphenyl)methyl]amino]-3-methylbut-1-enyl]amino}phenyl)-N-[2-(2,4-dichlorophenyl)ethyl]carboxamide, (4-[[[(1E)-2-adamantan-2-yl-2-aza-1-(3,5-dimethylpiperazinyl)vinyl]amino}phenyl)-N-[2-(2,4-
- 15 dichlorophenyl)ethyl]carboxamide, {6-[[[(1Z)-2-aza-1-[[2-(dimethylamino)ethyl]benzylamino]-2-cyclohexylvinyl]amino](3-pyridyl))-N-(2-phenylethyl)carboxamide, (4-[[[(1E)-2-aza-1-(3,5-dimethylpiperazinyl)-2-(2,6,6-trimethylbicyclo[3.1.1]hept-3-yl)vinyl]amino}phenyl)-N-[2-(2,4-
- 20 dichlorophenyl)ethyl]carboxamide, [4-[[[(1E)-1-(3,5-dimethylpiperazinyl)-2-aza-2-[4-(tert-butyl)cyclohexyl]vinyl]amino}phenyl)-N-[2-(2,4-
- 25 dichlorophenyl)ethyl]carboxamide, [4-[[[(1Z)-2-aza-2-cyclohexyl-1-[[imidazol-2-ylmethyl]benzylamino]vinyl]amino}phenyl)-N-(2-phenylethyl)carboxamide, (4-[[[(1E)-1-(3S)-3-methylpiperazinyl)-2-aza-2-(4-phenylcyclohexyl)vinyl]amino}phenyl)-N-[2-(2,4-
- 30 dichlorophenyl)ethyl]carboxamide, {4-[[[(1Z)-2-aza-1-[[2-(dimethylamino)ethyl]benzylamino]-2-cyclohexylvinyl]amino]phenyl)-N-[2-(2,4-dichlorophenyl)ethyl]carboxamide, {4-[[[(1Z)-2-aza-1-[[2-(dimethylamino)ethyl]benzylamino]-2-cyclohexylvinyl]amino]phenyl)-N-[2-(4-bromophenyl)ethyl]carboxamide, {4-[[[(1Z)-2-aza-1-[[2-(dimethylamino)ethyl]benzylamino]-2-cyclohexylvinyl]amino]phenyl)-N-[2-(3-
- chlorophenyl)ethyl]carboxamide, {4-[[[(1Z)-2-aza-1-[[2-(dimethylamino)ethyl]benzylamino]-2-cyclohexylvinyl]amino]phenyl)-N-[2-(2-chlorophenyl)ethyl]carboxamide, {4-[[[(1Z)-2-aza-1-[[2-

- (dimethylamino)ethyl]benzylamino)-2-cyclohexylvinyl]amino]phenyl)-N-[2-(4-chlorophenyl)ethyl]carboxamide, {4-[[((1Z)-2-aza-1-[[2-(dimethylamino)ethyl]benzylamino)-2-cyclohexylvinyl]amino]phenyl)-N-[2-(2-fluorophenyl)ethyl]carboxamide, {4-[[((1Z)-2-aza-1-[[2-(dimethylamino)ethyl]benzylamino)-2-cyclohexylvinyl]amino]phenyl)-N-(2-phenylethyl)carboxamide, {4-[[((1Z)-2-aza-1-[[2-(dimethylamino)ethyl]benzylamino)-2-cyclohexylvinyl]amino]phenyl)-N-[2-(4-hydroxyphenyl)ethyl]carboxamide, {4-[[((1Z)-2-aza-1-[[2-(dimethylamino)ethyl]benzylamino)-2-cyclohexylvinyl]amino]phenyl)-N-(2-cyclohex-1-enylethyl)carboxamide, {4-[[((1E)-2-aza-1-(3,5-dimethylpiperazinyl)-2-(4-phenylcyclohexyl)vinyl]amino]phenyl)-N-[2-(2,4-dichlorophenyl)ethyl]carboxamide, {4-[[((1Z)-2-aza-1-[[2-(dimethylamino)ethyl][(4-methylphenyl)methyl]amino)-2-cyclohexylvinyl]amino]phenyl)-N-[2-(2,4-dichlorophenyl)ethyl]carboxamide, {4-[[((1Z)-2-aza-1-[[2-(2,4-dichlorophenyl)methyl][2-(dimethylamino)ethyl]amino)-2-cyclohexylvinyl]amino]phenyl)-N-[2-(4-methoxyphenyl)ethyl]carboxamide, {4-[[((1Z)-2-aza-1-[[2-(dimethylamino)ethyl][[(4-chlorophenyl)methyl]amino)-2-cyclohexylvinyl]amino]phenyl)-N-[2-(4-methoxyphenyl)ethyl]carboxamide, {4-[[((1Z)-2-aza-1-[[2-(dimethylamino)ethyl][[(2-chlorophenyl)methyl]amino)-2-cyclohexylvinyl]amino]phenyl)-N-[2-(4-methoxyphenyl)ethyl]carboxamide, {4-[[((1Z)-2-aza-1-[[2-(dimethylamino)ethyl][[(3-chlorophenyl)methyl]amino)-2-cyclohexylvinyl]amino]phenyl)-N-[2-(4-methoxyphenyl)ethyl]carboxamide, {4-[[((1Z)-2-aza-1-[[2-(dimethylamino)ethyl]benzylamino)-2-cyclohexylvinyl]amino]phenyl)-N-methyl-N-(2-phenylethyl)carboxamide, {4-[[((1Z)-2-aza-1-[[2-(dimethylamino)ethyl]benzylamino)-2-cyclohexylvinyl]amino]phenyl)-N-[2-(4-methylphenyl)ethyl]carboxamide, {4-[[((1Z)-2-aza-1-[[2-(dimethylamino)ethyl]benzylamino)-2-cyclohexylvinyl]amino]phenyl)-N-[2-(4-methoxyphenyl)ethyl]carboxamide, {4-[[((1Z)-2-aza-1-[[2-(dimethylamino)ethyl]benzylamino)-2-cyclohexylvinyl]amino]phenyl)-N-[2-(3-methoxyphenyl)ethyl]carboxamide, {4-

- [((1Z)-2-aza-1-[[2-(dimethylamino)ethyl]benzylamino]-2-cyclohexylvinyl)amino]phenyl)-N-[2-(4-hydroxyphenyl)ethyl]carboxamide, {4-
 [((1Z)-2-aza-1-[[2-(dimethylamino)ethyl]benzylamino]-2-cyclohexylvinyl)amino]phenyl)-N-[2-(4-methoxyphenyl)ethyl]carboxamide, {4-
 5 [((1Z)-2-aza-2-cyclohexyl-1-[[4-(fluorophenyl)methyl](2-pyridylmethyl)amino]vinyl)amino]phenyl)-N-(2-phenylethyl)carboxamide, {4-
 [((1E)-2-aza-1-[[1-[(4-chlorophenyl)methyl]-5-methylimidazol-4-yl)methyl]amino]-2-cyclohexylvinyl)amino]phenyl)-N-[2-(4-methoxyphenyl)ethyl]carboxamide, {4-[[((1Z)-2-aza-1-[[2-
 10 (dimethylamino)ethyl][[(4-ethylphenyl)methyl]amino]-2-cyclohexylvinyl)amino]phenyl)-N-[2-(2,4-dichlorophenyl)ethyl]carboxamide, {4-
 [((1E)-2-aza-2-cyclohexyl-1-[[1-benzyl(4-piperidyl)]amino]vinyl)amino]phenyl)-N-[2-(4-methoxyphenyl)ethyl]carboxamide, 3-{4-[[((1Z)-2-aza-1-[[2-
 (dimethylamino)ethyl]benzylamino)-2-cyclohexylvinyl)amino]phenyl)-N-(2-
 15 phenylethyl)propanamide, {4-[[((1Z)-2-aza-1-[[2-(dimethylamino)ethyl]benzylamino)-2-cyclohexylvinyl)amino]phenyl)-N-[2-(2,4-dichlorophenyl)ethyl]carboxamide, {4-[[((1Z)-2-aza-1-[[2-
 (dimethylamino)ethyl][[(3-methylphenyl)methyl]amino]-2-cyclohexylvinyl)amino]phenyl)-N-[2-(4-methoxyphenyl)ethyl]carboxamide, {4-
 20 [((1Z)-2-aza-1-[[2-(dimethylamino)ethyl]benzylamino]-2-cyclohexylvinyl)amino]phenyl)-N-[2-(3,4-dimethoxyphenyl)ethyl]carboxamide, {4-[[((1Z)-2-aza-1-[[2-(dimethylamino)ethyl]benzylamino)-2-
 cyclohexylvinyl)amino]phenyl)-N-[2-(2,5-dimethoxyphenyl)ethyl]carboxamide, {4-[[((1Z)-2-aza-1-[[2-(dimethylamino)ethyl][[(4-methoxyphenyl)methyl]amino]-
 25 2-cyclohexylvinyl)amino]phenyl)-N-[2-(4-methoxyphenyl)ethyl]carboxamide, {4-[[((1Z)-2-aza-1-[[2-(dimethylamino)ethyl][[(3-methoxyphenyl)methyl]amino]-
 2-cyclohexylvinyl)amino]phenyl)-N-[2-(4-methoxyphenyl)ethyl]carboxamide, {4-[[((1Z)-2-aza-1-[[2-(dimethylamino)ethyl][[(4-ethylphenyl)methyl]amino]-2-
 cyclohexylvinyl)amino]phenyl)-N-[2-(4-methoxyphenyl)ethyl]carboxamide, {4-
 30 [((1Z)-2-aza-1-[[2-(dimethylamino)ethyl][[(4-quinolylmethyl)amino]-2-cyclohexylvinyl)amino]phenyl)-N-[2-(4-methoxyphenyl)ethyl]carboxamide, {4-
 [((1Z)-2-aza-1-[[2-(dimethylamino)ethyl]benzylamino)-2-

cyclohexylvinyl)amino]phenyl)-N-(2,2-diphenylethyl)carboxamide, {4-[(1Z)-2-aza-1-[[2-(dimethylamino)ethyl]benzylamino]-2-cyclohexylvinyl)amino]phenyl}-N-(2,2-diphenylethyl)carboxamide, {4-[(1Z)-2-aza-1-[[2-(dimethylamino)ethyl]benzylamino]-2-cyclohexylvinyl)amino]phenyl)-N-(2-phenylethyl)-N-benzylcarboxamide, and (acetyloxy)methyl (2S)-4-((E)-[[4-((2,4-dichlorophenyl)ethyl)amino]carbonyl]phenyl)amino){[(1S,2S,3S,5R)-2,6,6-trimethylbicyclo[3.1.1]hept-3-yl]imino)methyl)-2-methylpiperazine-1-carboxylate.

Example 120

10 **In Vivo Studies of MC4-R Agonists on Energy Intake, Body Weight, Hyperinsulinemia, and Glucose Levels.**

In vivo studies were conducted to observe the effect of MCR-4 agonists on energy intake, body weight, hyperinsulinemia, and glucose levels. All studies were conducted with male 9-10 week old ob/ob mice which display
 15 early onset of obesity, insulin resistance and diabetes due to leptin deficiency. Mice were acclimated in the facility for 1 week before studies and are caged individually. Vehicle-treated (control) and drug treated mice studies were always run in parallel. In multi-day studies, mice (8-15 per group) were monitored for baseline body weight, fasting levels of glucose, insulin, blood
 20 lipids and energy expenditure and then injected twice daily (9 a.m. and 5 p.m.) with 3 mg/kg of the MC4-R agonist 4-[(N-cyclohexyl-3,5-dimethyl-piperazine-1-carboximidoyl)-amino]-N-[2-(2,4-dichlorophenyl)-ethyl]-benzamide for 4 weeks. Body weight as well as food and water intake were monitored daily. Animals were fasted overnight for measurements of fasting levels of glucose,
 25 insulin, and lipids once a week until the end of the study. Energy expenditure (resting metabolic rate, i.e., O₂ consumption and CO₂ production) were monitored in air tight chambers at the end of the study on fed animals. O₂ consumption and CO₂ production were measured using Oxymax systems (Columbus Instruments). Oral glucose tolerance test (OGTT – a routine test
 30 for diabetes and glucose intolerance) was performed on overnight fasted mice

at the end of the study. Blood glucose and oral glucose tolerance were measured using a glucose monitor (Onetouch sold by Lifescan). Free fatty acids were measured using a non-esterified free fatty acids enzymatic assay (Waco Chemicals). Serum Insulin levels were measured by immunoassay
5 (Alpco).

Results

The effect of 4-[(N-cyclohexyl-3,5-dimethyl-piperazine-1-carboximidoyl)-amino]-N-[2-(2,4-dichlorophenyl)-ethyl]-benzamide on food intake is shown in Figure 1. Figure 1 shows total food intake as represented
10 as grams/mouse/day throughout the 4 week study. Food is monitored every morning. Cumulative food intake represents the total amount of grams the mice consumed during the study. Each group (vehicle or drug) had 15 mice. As shown in Figure 1, a significant reduction in food intake was demonstrated in those mice treated IP with 4-[(N-cyclohexyl-3,5-dimethyl-piperazine-1-
15 carboximidoyl)-amino]-N-[2-(2,4-dichloro-phenyl)-ethyl]-benzamide for 4 weeks.

The effect of 4-[(N-cyclohexyl-3,5-dimethyl-piperazine-1-carboximidoyl)-amino]-N-[2-(2,4-dichlorophenyl)-ethyl]-benzamide on body weight is shown in Figure 2. Figure 2 shows body weight reduction as
20 represented as grams/mouse throughout the 4 weeks of the study. Mice were weighed every morning. At the end of the study, drug treated mice weighed 19% less than the vehicle treated mice. Each group (vehicle or drug) had 15 mice. As shown in Figure 2, significant body weight reduction was demonstrated in those mice treated IP with 4-[(N-cyclohexyl-3,5-dimethyl-
25 piperazine-1-carboximidoyl)-amino]-N-[2-(2,4-dichlorophenyl)-ethyl]-benzamide for 4 weeks.

The effect of 4-[(N-cyclohexyl-3,5-dimethyl-piperazine-1-carboximidoyl)-amino]-N-[2-(2,4-dichlorophenyl)-ethyl]-benzamide on blood glucose levels is shown in Figure 3. Figure 3 shows blood glucose levels as

represented as mg of glucose/dl of blood. Mice were fasted overnight and glucose levels were measured at 8 a.m. the following morning. Vehicle treated mice showed an increase in blood glucose consistent with the rapid progression of diabetes in this mouse strain whereas, diabetes was slowed down considerably (47% decrease) in drug treated mice. Each group (vehicle or drug) had 8 mice. As shown in Figure 3, a significant reduction in fasting glucose levels were demonstrated in those mice treated IP with 4-[(N-cyclohexyl-3,5-dimethyl-piperazine-1-carboximidoyl)-amino]-N-[2-(2,4-dichlorophenyl)-ethyl]-benzamide for 4 weeks.

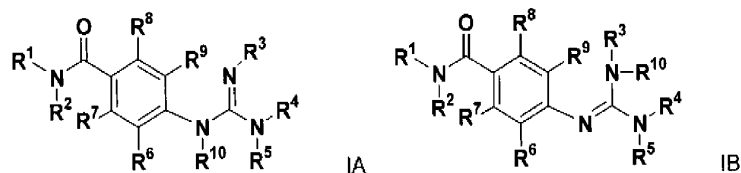
The effect of 4-[(N-cyclohexyl-3,5-dimethyl-piperazine-1-carboximidoyl)-amino]-N-[2-(2,4-dichlorophenyl)-ethyl]-benzamide on glucose levels during oral glucose tolerance test (OGTT) is shown in Figure 4. Figure 4 shows OGTT as performed on overnight fasted mice at the end of the study. Blood glucose is represented as mg of glucose/dl of blood. Glucose levels were measured the following morning: 90 minutes before and 25, 60 and 120 minutes after an oral glucose load (2 mg/kg). Orally administered glucose quickly elevated blood glucose, similar to a meal, and the response to this exogenous glucose gave a measure of how well the body regulated glucose homeostasis. As shown in Figure 4, vehicle treated mice showed an elevated response to glucose consistent with their diabetic state, whereas drug treated mice showed a very much improved glucose disposal, illustrated as a 45% decrease of the area under the curve. Each group (vehicle or drug) had 15 mice.

The effect of 4-[(N-cyclohexyl-3,5-dimethyl-piperazine-1-carboximidoyl)-amino]-N-[2-(2,4-dichlorophenyl)-ethyl]-benzamide on free fatty acid (FFA) levels is shown in Figure 5. Figure 5 shows FFA represented as mmoles of FFA/L of serum. Mice were fasted overnight and free fatty acid levels were measured at 8 a.m. the following morning. As shown in Figure 5, vehicle treated mice showed elevated levels of FFA throughout the study consistent with their obese state, whereas the drug treated mice diabetes showed a dramatic 50% decrease. Each group (vehicle or drug) had 8 mice.

- The effect of 4-[(N-cyclohexyl-3,5-dimethyl-piperazine-1-carboximidoyl)-amino]-N-[2-(2,4-dichlorophenyl)-ethyl]-benzamide on serum insulin levels is shown in Figure 6. Serum insulin levels were measured one hour after single IP dosing of 1 and 3 mg/kg in overnight fasted ob/ob mice. In
- 5 Figure 6, serum insulin levels are represented as ng of insulin/ml of serum. As shown in Figure 6, drug treated mice showed a dose dependent decrease of 27% and 55% respectively relative to vehicle. Each group (vehicle, or drug) had 6 mice.

The claims defining the invention are as follows:

1. A compound of formula IA or IB



wherein

- 5 R^1 is selected from the group consisting of H, and substituted and unsubstituted arylalkyl, heteroarylalkyl, aryl, heteroaryl, heterocyclyl, cycloalkyl, heterocyclalkyl, cycloalkylalkyl, alkenyl, alkynyl, and alkyl groups;
- R^2 is selected from the group consisting of substituted and unsubstituted arylalkyl, heteroarylalkyl, aryl, heteroaryl, heterocyclyl, cycloalkyl, heterocyclalkyl, 10 cycloalkylalkyl, alkenyl, alkynyl, and alkyl groups;
- R^3 is selected from the group consisting of substituted and unsubstituted alkyl, alkenyl, alkynyl, cycloalkyl, heteroaryl, heterocyclyl, heterocyclalkyl, arylalkyl, heteroarylalkyl, and cycloalkylalkyl groups;
- 15 R^4 is selected from the group consisting of substituted and unsubstituted alkyl, alkenyl, alkynyl, cycloalkyl, aryl, heteroaryl, heterocyclyl, arylalkyl, heteroarylalkyl, and cycloalkylalkyl groups;
- R^5 is selected from the group consisting of substituted and unsubstituted alkyl, alkenyl, alkynyl, cycloalkyl, aryl, heteroaryl, heterocyclyl, arylalkyl, heteroarylalkyl, and cycloalkylalkyl groups;
- 20 or R^4 and R^5 , together with the nitrogen to which they are bound, form a substituted or unsubstituted heterocyclyl or heteroaryl group;
- R^6 , R^7 , R^8 , and R^9 may be the same or different, and are each independently selected from the group consisting of H, Cl, I, F, Br, OH, NH_2 , CN,

NO₂, and substituted and unsubstituted alkoxy, amino, alkyl, alkenyl, alkynyl, alkylamino, dialkylamino, cycloalkyl, heterocyclamino, heteroaryl amino, aminocarbonyl, alkylaminocarbonyl, dialkylaminocarbonyl, cycloalkylaminocarbonyl, arylaminocarbonyl, heterocyclaminocarbonyl, and heteroarylaminocarbonyl groups;

- 5 R¹⁰ is selected from the group consisting of H, and substituted and unsubstituted alkyl, alkenyl, alkynyl, cycloalkylalkyl, aryl, and arylalkyl groups; and

prodrugs thereof, pharmaceutically acceptable salts thereof, stereoisomers thereof, tautomers thereof, hydrates thereof, hydrides thereof, or solvates thereof.

- 10 2. The compound according to claim 1, wherein R² is selected from the group consisting of substituted and unsubstituted arylalkyl, alkenyl, heteroarylalkyl, and heterocyclalkyl groups.

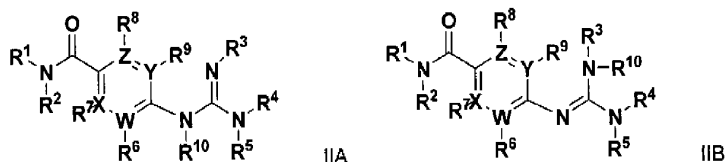
3. The compound according to claim 1 or claim 2, wherein R³ is selected from the group consisting of substituted and unsubstituted cycloalkyl, alkenyl, 15 alkyl, and aryl groups.

4. The compound according to any one of claims 1-3, wherein R⁴ and R⁵ may be the same or different and are each independently selected from the group consisting of substituted and unsubstituted alkyl, arylalkyl, and heteroarylalkyl groups.

5. The compound according to any one of claims 1-3, wherein R⁴ 20 and R⁵, together with the nitrogen to which they are bound, form a substituted or unsubstituted heterocycl group.

6. The compound according to claim 5, wherein R⁴ and R⁵, together with the N atom to which they are bound, form a substituted or unsubstituted saturated heterocycl group comprising at least one heteroatom selected from the group 25 consisting of O, S, and N in addition to the N atom to which R⁴ and R⁵ are bound.

7. A compound of formula II A or II B:



wherein

at least one of W, X, Y, or Z is a nitrogen atom, forming a pyridyl group;

5 R¹ is selected from the group consisting of H, and substituted and unsubstituted arylalkyl, heteroarylalkyl, aryl, heteroaryl, heterocyclyl, cycloalkyl, heterocyclylalkyl, cycloalkylalkyl, alkenyl, alkynyl, and alkyl groups;

R² is selected from the group consisting of substituted and unsubstituted arylalkyl, heteroarylalkyl, aryl, heteroaryl, heterocyclyl, cycloalkyl, heterocyclylalkyl, cycloalkylalkyl, alkenyl, alkynyl, and alkyl groups;

R³ is selected from the group consisting of H and substituted and unsubstituted alkyl, alkenyl, alkynyl, cycloalkyl, heteroaryl, heterocyclyl, heterocyclylalkyl, arylalkyl, heteroarylalkyl, and cycloalkylalkyl groups;

R⁴ is selected from the group consisting of H, and substituted and
15 unsubstituted alkyl, alkenyl, alkynyl, cycloalkyl, aryl, heteroaryl, heterocyclyl, arylalkyl,
heteroarylalkyl, and cycloalkylalkyl groups;

R⁵ is selected from the group consisting of substituted and unsubstituted alkyl, alkenyl, alkynyl, cycloalkyl, aryl, heteroaryl, heterocyclyl, arylalkyl, heteroarylalkyl, and cycloalkylalkyl groups;

20 or R⁴ and R⁵, together with the nitrogen to which they are bound, form a substituted or unsubstituted heterocyclyl or heteroaryl group;

R⁶, R⁷, R⁸, and R⁹ may be the same or different, and are each independently selected from the group consisting of H, Cl, I, F, Br, OH, NH₂, CN, NO₂, and substituted and unsubstituted alkoxy, amino, alkyl, alkenyl, alkynyl,

alkylamino, dialkylamino, cycloalkyl, heterocyclylamino, heteroarylamino, aminocarbonyl, alkylaminocarbonyl, dialkylaminocarbonyl, cycloalkylaminocarbonyl, arylaminocarbonyl, heterocyclylaminocarbonyl, and heteroarylaminocarbonyl groups;

wherein R⁶ may be absent if W is a nitrogen atom;

5 wherein R⁷ may be absent if X is a nitrogen atom;

wherein R⁸ may be absent if Z is a nitrogen atom;

wherein R⁹ may be absent if Y is a nitrogen atom;

R¹⁰ is selected from the group consisting of H, and substituted and unsubstituted alkyl, alkenyl, alkynyl, cycloalkylalkyl, aryl, and arylalkyl groups;

10 prodrugs thereof, pharmaceutically acceptable salts thereof, stereoisomers thereof, tautomers thereof, hydrates thereof, hydrides thereof, or solvates thereof.

8. The compound according to claim 7, wherein R² is selected from the group consisting of substituted and unsubstituted arylalkyl, alkenyl, heteroarylalkyl, 15 and heterocyclylalkyl groups.

9. The compound according to claim 7 or claim 8, wherein R³ is selected from the group consisting of substituted and unsubstituted cycloalkyl, alkenyl, alkyl, and aryl groups.

10. The compound according to any one of claims 7-9, wherein R⁴ 20 and R⁵ may be the same or different and are each independently selected from the group consisting of substituted and unsubstituted alkyl, arylalkyl, and heteroarylalkyl groups.

11. The compound according to any one of claims 7-9, wherein R⁴ 25 and R⁵, together with the nitrogen to which they are bound, form a substituted or unsubstituted heterocyclyl group.

12. The compound according to claim 11, wherein R⁴ and R⁵, together with the N atom to which they are bound, form a substituted or unsubstituted saturated heterocyclyl group comprising at least one heteroatom

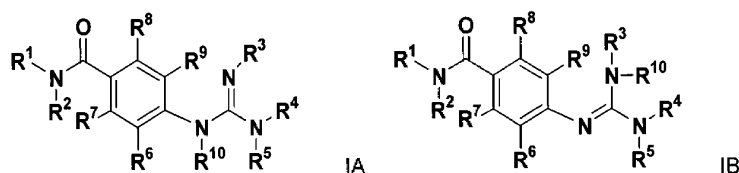
selected from the group consisting of O, S, and N in addition to the N atom to which R⁴ and R⁵ are bound.

13. A composition comprising the compound according to any one of claims 1-12 and a pharmaceutically acceptable carrier.

5 14. A method of treating an MC4-R mediated disease, comprising administering to a subject in need thereof, the compound according to any one of claims 1-12.

15. The method according to claim 14, wherein the disease is obesity or type II diabetes.

10 16. A compound of formula IA or IB



wherein

R¹ is selected from the group consisting of H, and substituted and unsubstituted arylalkyl, heteroarylalkyl, aryl, heteroaryl, heterocyclyl, cycloalkyl, heterocyclalkyl, cycloalkylalkyl, alkenyl, alkynyl, and alkyl groups;

R² is selected from the group consisting of substituted and unsubstituted arylalkyl, heteroarylalkyl, aryl, heteroaryl, heterocyclyl, cycloalkyl, heterocyclalkyl, cycloalkylalkyl, alkenyl, and alkynyl groups;

R³ is selected from the group consisting of substituted and unsubstituted alkyl, alkenyl, alkynyl, cycloalkyl, heteroaryl, heterocyclyl, heterocyclalkyl, arylalkyl, heteroarylalkyl, and cycloalkylalkyl groups;

R⁴ is selected from the group consisting of H, and substituted and unsubstituted alkyl, alkenyl, alkynyl, cycloalkyl, aryl, heteroaryl, heterocyclyl, arylalkyl, heteroarylalkyl, and cycloalkylalkyl groups;

R⁵ is selected from the group consisting of substituted and unsubstituted alkyl, alkenyl, alkynyl, cycloalkyl, aryl, heteroaryl, heterocyclyl, arylalkyl, heteroarylalkyl, and cycloalkylalkyl groups;

5 or R⁴ and R⁵, together with the nitrogen to which they are bound, form a substituted or unsubstituted heterocyclyl or heteroaryl group;

10 R⁶, R⁷, R⁸, and R⁹ may be the same or different, and are each independently selected from the group consisting of H, Cl, I, F, Br, OH, NH₂, CN, NO₂, and substituted and unsubstituted alkoxy, amino, alkyl, alkenyl, alkynyl, alkylamino, dialkylamino, cycloalkyl, heterocyclylamino, heteroarylamino, aminocarbonyl, alkylaminocarbonyl, dialkylaminocarbonyl, cycloalkylaminocarbonyl, arylaminocarbonyl, heterocyclylaminocarbonyl, and heteroarylaminocarbonyl groups;

R¹⁰ is selected from the group consisting of H, and substituted and unsubstituted alkyl, alkenyl, alkynyl, cycloalkylalkyl, aryl, and arylalkyl groups; and

15 prodrugs thereof, pharmaceutically acceptable salts thereof, stereoisomers thereof, tautomers thereof, hydrates thereof, hydrides thereof, or solvates thereof.

17. The compound according to claim 16, wherein R² is selected from the group consisting of substituted and unsubstituted arylalkyl, alkenyl, heteroarylalkyl, and heterocyclalkyl groups.

20 18. The compound according to claim 16 or claim 17, wherein R³ is selected from the group consisting of substituted and unsubstituted cycloalkyl, alkenyl, alkyl, and aryl groups.

19. The compound according to any one of claims 16-18, wherein R⁴ and R⁵ may be the same or different and are each independently selected from the group consisting of substituted and unsubstituted alkyl, arylalkyl, and heteroarylalkyl groups.

20. The compound according to claim 16, wherein R⁴ and R⁵, together with the nitrogen to which they are bound, form a substituted or unsubstituted heterocyclyl group.

21. The compound according to claim 20, wherein R⁴ and R⁵, together with the N atom to which they are bound, form a substituted or unsubstituted saturated heterocyclyl group comprising at least one heteroatom selected from the group consisting of O, S, and N in addition to the N atom to which R⁴ and R⁵ are bound.

5 22. A composition comprising the compound according to any one of claims 16-21 and a pharmaceutically acceptable carrier.

23. A method of treating an MC4-R mediated disease, comprising administering to a subject in need thereof, the compound according to any one of claims 16-21.

10 24. The method according to claim 23, wherein the disease is obesity or type II diabetes.

25. A compound as defined in any one of claims 1, 7 or 16, and substantially as hereinbefore described with reference to the examples.

15

Dated this ninth day of February 2005

Chiron Corporation

By their Patent Attorneys

CULLEN & CO.

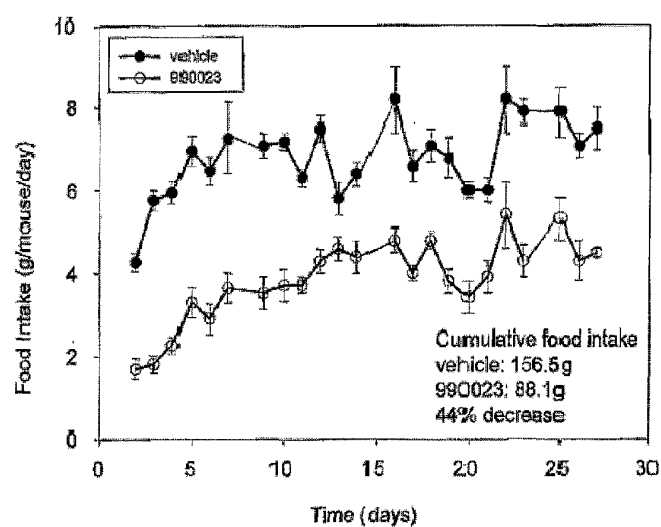


Figure 1

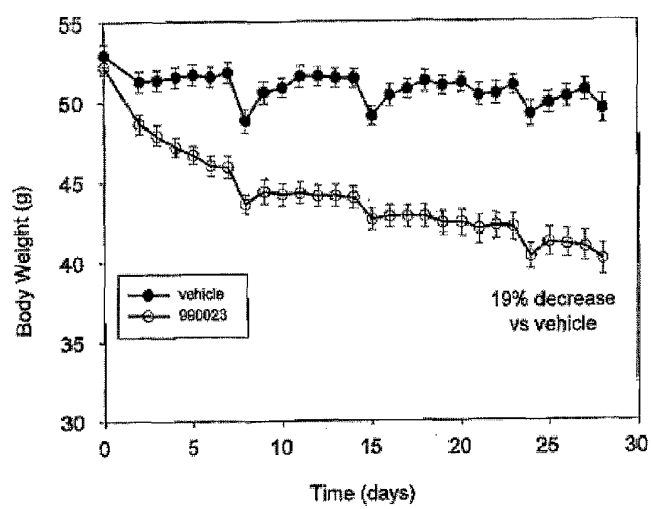


Figure 2

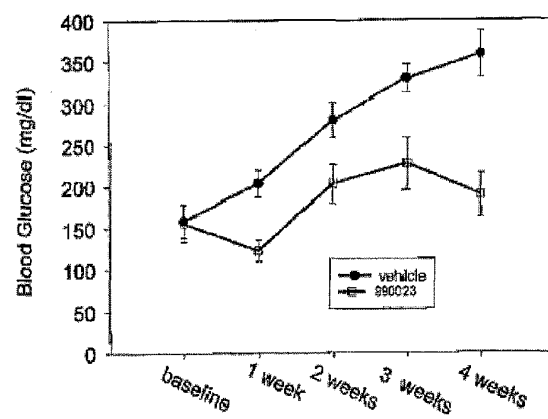


Figure 3

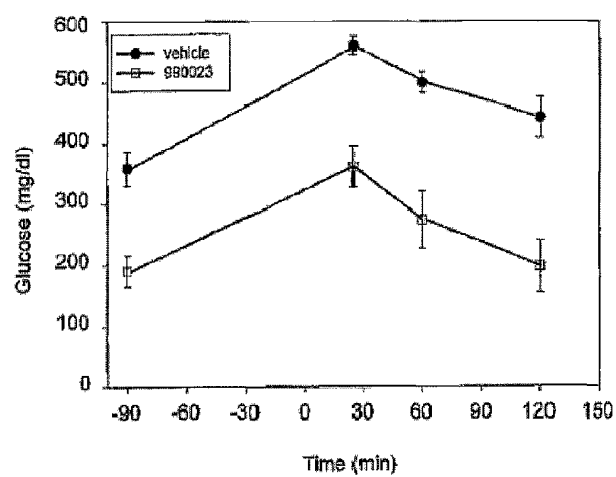


Figure 4

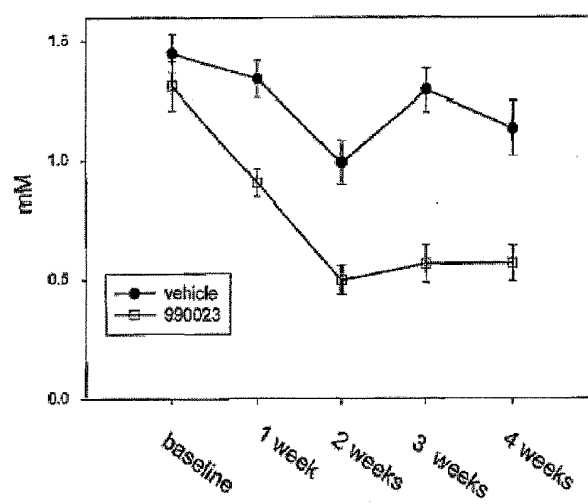


Figure 5

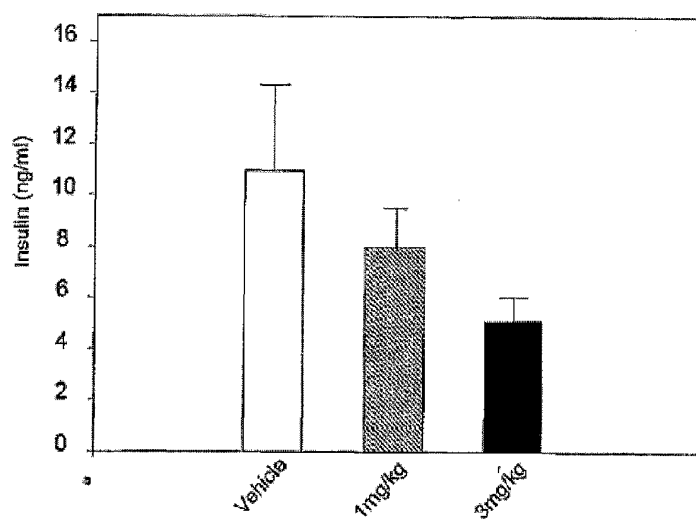


Figure 6