



US00D528793S

(12) **United States Design Patent**
Cornwell et al.

(10) **Patent No.:** **US D528,793 S**

(45) **Date of Patent:** **** Sep. 26, 2006**

(54) **TOOL CARRYING CASE HAVING SEE-THROUGH COVERS**

(75) Inventors: **Webster Robert Cornwell**, Ronan, MT (US); **Nathan C. Canthon**, Charlo, MT (US)

(73) Assignee: **Jore Corporation**, Pasco, WA (US)

(**) Term: **14 Years**

(21) Appl. No.: **29/219,062**

(22) Filed: **Dec. 10, 2004**

(51) **LOC (8) Cl.** **03-01**

(52) **U.S. Cl.** **D3/294; D3/905**

(58) **Field of Classification Search** D3/273–274,
D3/276, 281–282, 292, 294–295, 302, 905;
D9/420, 423–424; 206/349, 372–373, 377–379;
220/4.21

See application file for complete search history.

(56) **References Cited**

U.S. PATENT DOCUMENTS

D290,344	S	*	6/1987	Toms	D9/424
D303,583	S	*	9/1989	Bakic	D28/83
D310,563	S	*	9/1990	Greengrass et al.	D3/203.1
D361,035	S	*	8/1995	Krupa	D9/424
D361,715	S	*	8/1995	Hauptert	D9/424
D367,557	S	*	3/1996	Chang	D3/276
D382,115	S	*	8/1997	Chang	D3/282
D419,768	S	*	2/2000	Richardson et al.	D3/273
D431,359	S	*	10/2000	Lapidus	D3/273
D436,441	S	*	1/2001	Lapidus	D3/273
6,213,296	B1		4/2001	Streich et al.		
D458,840	S	*	6/2002	Lai	D3/295
D459,223	S	*	6/2002	Lai	D3/295
6,405,864	B1		6/2002	Streich et al.		
D464,196	S	*	10/2002	Parker	D3/273
D465,330	S	*	11/2002	Parker	D3/273

D466,296	S	*	12/2002	Hellenberg-Hubar	D3/295
D475,853	S	*	6/2003	Chen	D3/294
D477,912	S	*	8/2003	Cunningham et al.	D3/273
D481,868	S	*	11/2003	Cunningham et al.	D3/273
6,755,302	B1		6/2004	Streich et al.		
D502,316	S		3/2005	Chen		
2002/0043534	A1	*	4/2002	Uke	220/4.21

* cited by examiner

Primary Examiner—Philip S. Hyder

Assistant Examiner—RoseLynne (Ulm) Cody

(74) *Attorney, Agent, or Firm*—Christensen O'Connor Johnson Kindness PLLC

(57) **CLAIM**

The ornamental design for a tool carrying case having see-through covers, as shown and described.

DESCRIPTION

FIG. 1 is a top perspective view of a tool carrying case having see-through covers;

FIG. 2 is a bottom perspective view of the tool carrying case having see-through covers shown in FIG. 1;

FIG. 3 is a top view of the tool carrying case having see-through covers shown in FIG. 1;

FIG. 4 is a bottom view of the tool carrying case having see-through covers shown in FIG. 1;

FIG. 5 is a front elevational view of the tool carrying case having see-through covers shown in FIG. 1;

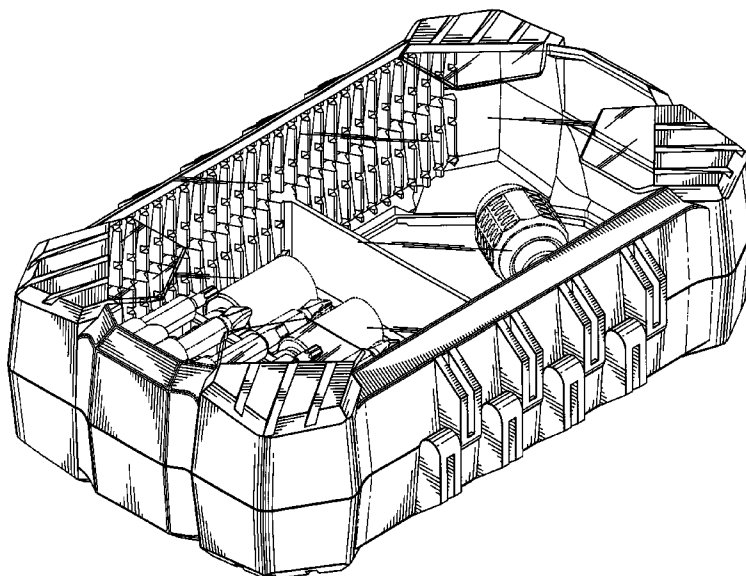
FIG. 6 is a rear elevational view of the tool carrying case having see-through covers shown in FIG. 1;

FIG. 7 is a side elevational view of the tool carrying case having see-through covers shown in FIG. 1; and,

FIG. 8 is a side elevational view of the tool carrying case having see-through covers shown in FIG. 1 taken from the side opposite that of FIG. 7.

The subject matter shown in phantom lines is hereby disclaimed and forms no part of the claimed invention.

1 Claim, 5 Drawing Sheets



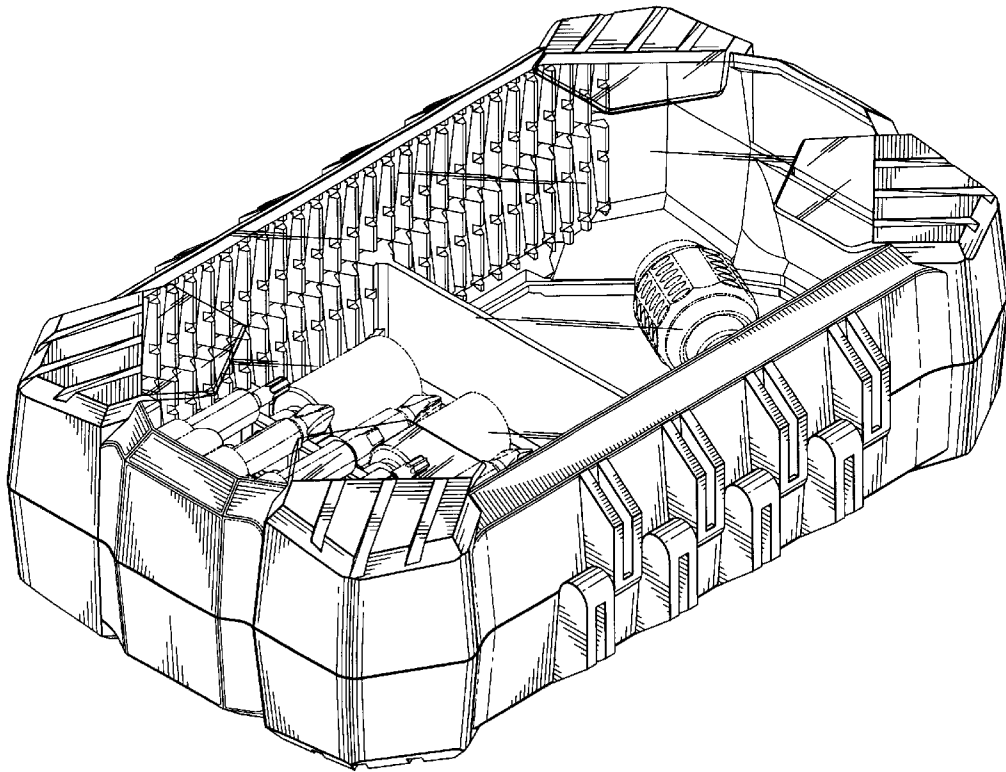


Fig.1.

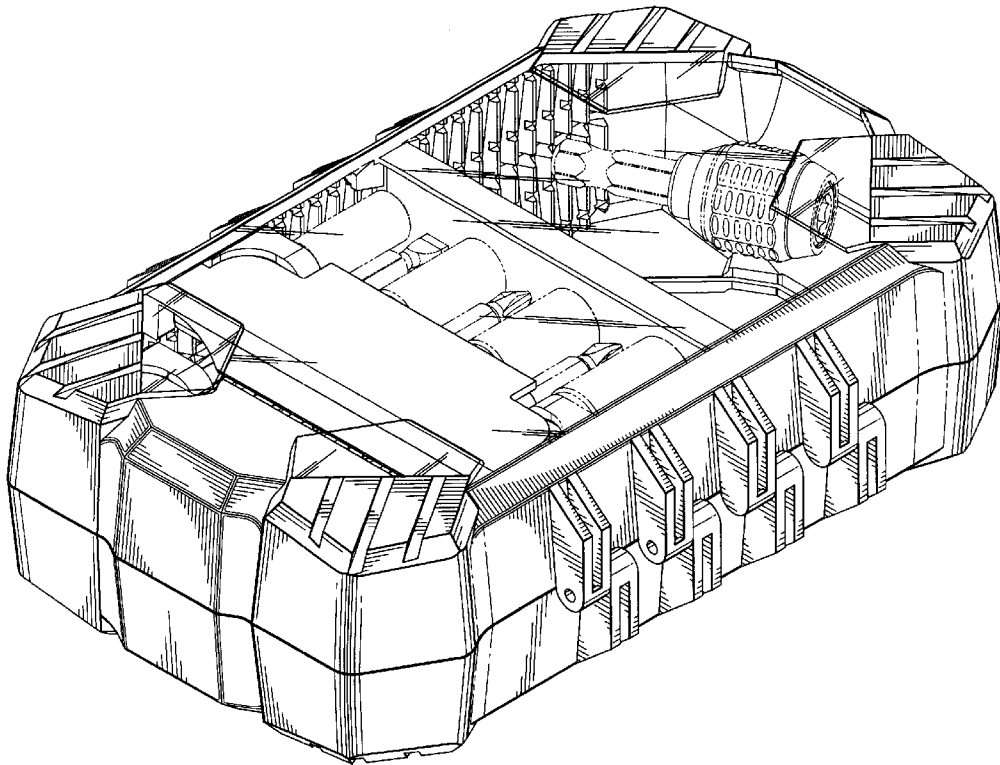


Fig.2.

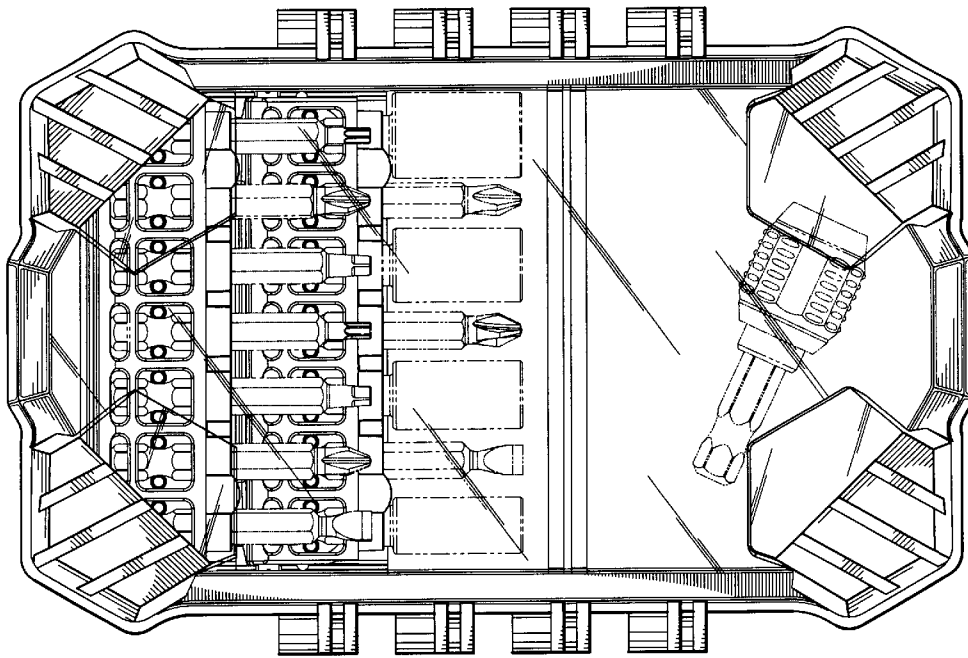


Fig. 3.

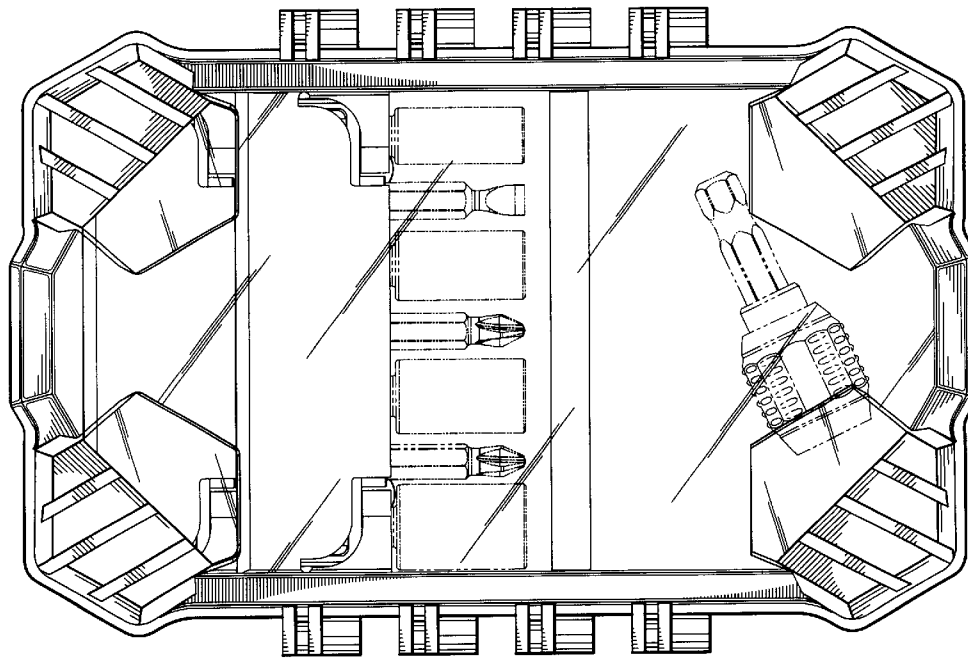


Fig. 4.

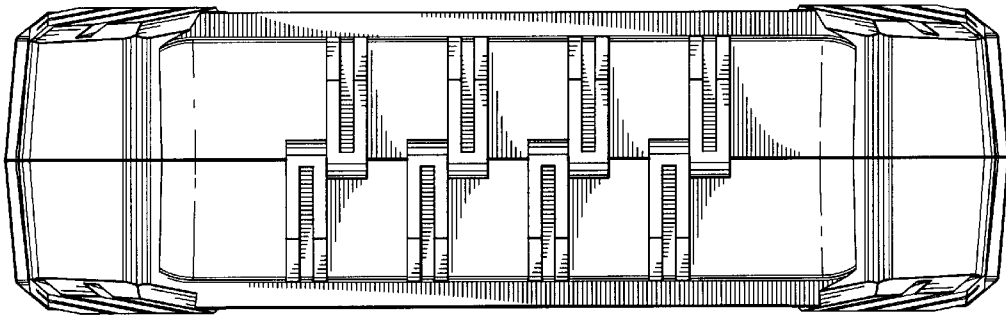


Fig. 5.

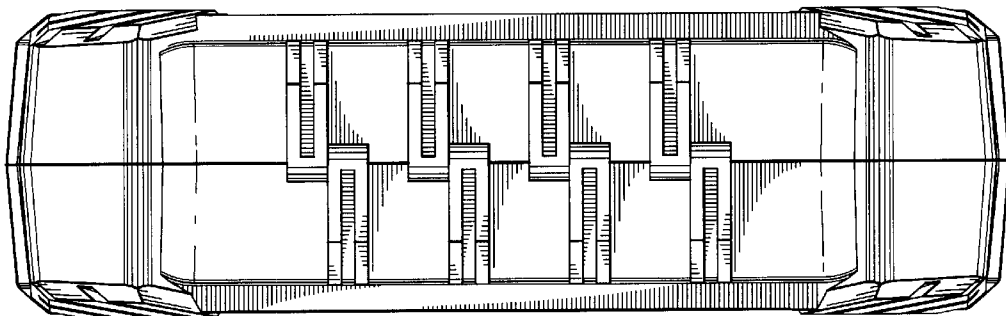


Fig. 6.

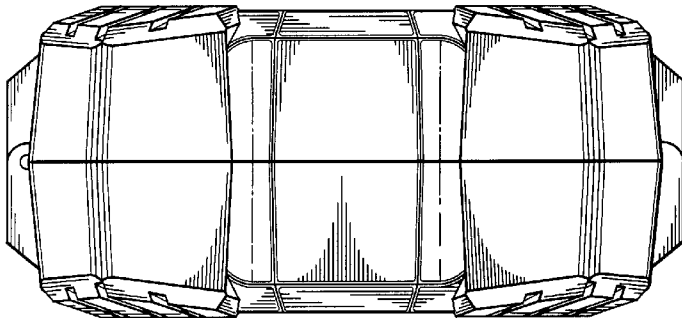


Fig. 7.

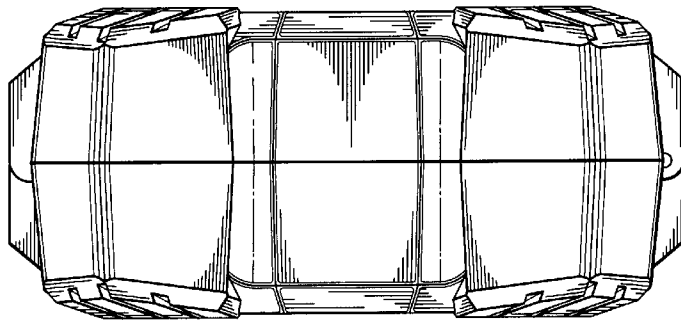


Fig. 8.

UNITED STATES PATENT AND TRADEMARK OFFICE
CERTIFICATE OF CORRECTION

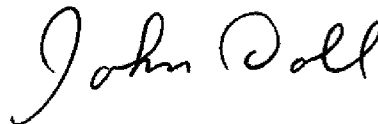
PATENT NO. : Des. 528,793 S
APPLICATION NO. : 29/219062
DATED : September 26, 2006
INVENTOR(S) : Webster Robert Cornwell and Nathan C. Canthon

Page 1 of 1

It is certified that error appears in the above-identified patent and that said Letters Patent is hereby corrected as shown below:

<u>COLUMN</u>	<u>LINE</u>	<u>ERROR</u>
Pg. 1, col. 2 (Descr., ll. 18-19)	34-35	“The subject matter shown in phantom lines in hereby disclaimed and forms no part of the claimed invention.” should read --The subject matter shown in broken lines is for illustration only and forms no part of the claimed design.--

Signed and Sealed this
Twenty-first Day of April, 2009



JOHN DOLL
Acting Director of the United States Patent and Trademark Office