J. Barnes,

Bed Bottom,

No. 43,662. Patented Aug. 2, 1864.

Fig. 1.

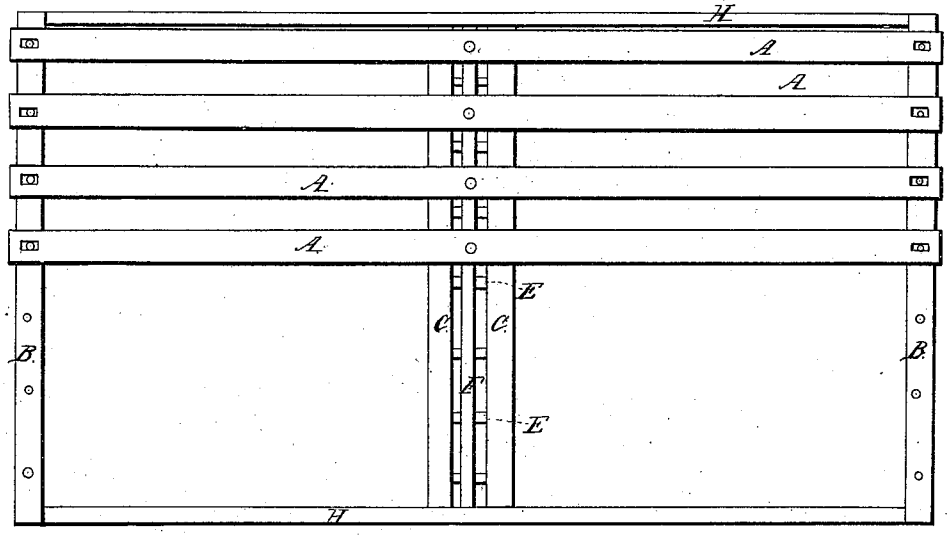

Fig. 2.

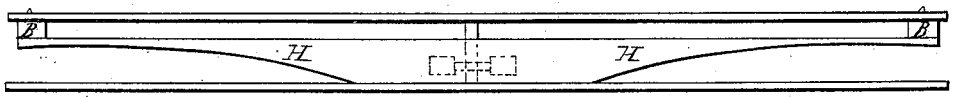

Fig. 3.



Fig. 4.



Witnesses:

Chas G. Worrell

J. D. Sherman

Inventor:

Joshua Barnes

N. PETERS, PHOTO-LITHOGRAPHER, WASHINGTON, D. C.

UNITED STATES PATENT OFFICE.

JOSHUA BARNES, OF NEW YORK, N. Y.

IMPROVED SPRING BED-BOTTOM.

Specification forming part of Letters Patent No. **43,662**, dated August 2, 1864.

To all whom it may concern:

Be it known that I, JOSHUA BARNES, of the city, county, and State of New York, have invented a new and useful Improvement in Spring Bed-Bottoms; and I hereby declare that the following is a full and exact description thereof.

To enable others skilled in the business to make and use my invention, I proceed to describe its construction and operation, reference being had to the drawings hereunto annexed, and making part of this specification.

Figure 1 is a plan showing four of the slats in place; Fig. 2, side elevation of the same; Fig. 3, end elevation; Fig. 4, diagram, the cross-bar perforated.

The same letters refer to the same things in all the designs.

A are the spring-slats; B, the end cross-bars; C, the central cross-bars; D, the perforated central cross-bar; E, pins set between the two cross-bars B; F, a strip of india-rubber; G, vertical pins; H, the slide-spring supports; I, the base or bed-pieces. The purpose of this arrangement is to equalize the spring of a bed-bottom in a cheap manner.

I set upon the bars I the springs H, made like wagon or chaise springs, (though a single strip, like I, may supply their place,) so that the head and foot parts shall have their share of the elasticity. Upon these springs, whether set at the sides or ends, are placed two slat-bars, B, in which there may be set pins, one for each spring-slat. The spring-slats A are then put on, and may be made unusually light. To support the center, where the greatest weight is pressed, a strap of india-rubber, F, is stretched across the line of the bars. Two bars, C, or one bar, D, may be set to hold the frame together and to support the strap. Between the two bars C are set pins, or holes bored in the bar D, and the india-rubber strap goes down between, as shown, Fig. 3. Upon each spring-slat, on the under side, is a projection or pin, G, and these pins reach down and bear upon the india-rubber to support the center with proper elasticity.

By varying the thinness of the slats and the strength of the gum-elastic strap a great variety may be given to the general spring of the bed-bottom, adapting it to the crib for a child or the large double bed for heavy persons.

What I claim as my invention, and desire to secure by Letters Patent, is—

The peculiar side springs, H, connected by the cross-bars B, in combination with an extra support to the slats A of gum-elastic springs F, in the manner substantially as above described.

JOSHUA BARNES.

Witnesses:

OWEN G. WARREN,

J. D. STURTEVANT.