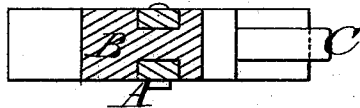
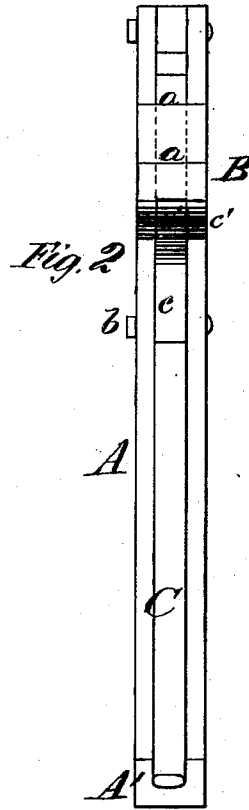
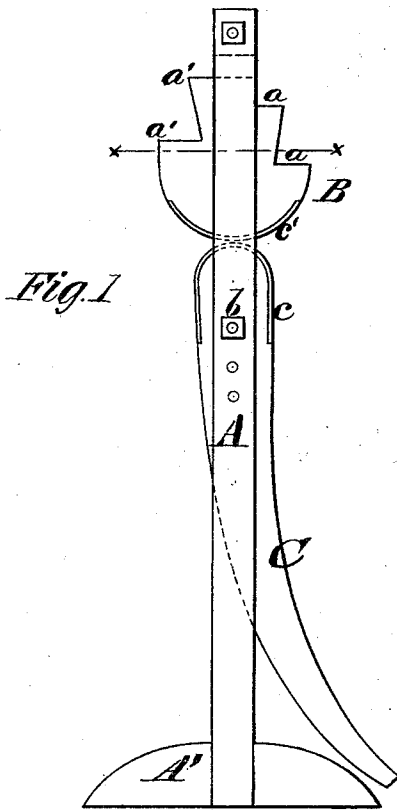


A. WHITCOMB.
Wagon-Jacks.

No. 156,110.

Patented Oct. 20, 1874.



WITNESSES

Mary S. Utley
H. C. Colkinghead

INVENTOR

Alonso Whitcomb
Chipman & Sumner Co

Attorneys

UNITED STATES PATENT OFFICE.

ALONZO WHITCOMB, OF HORSEHEADS, NEW YORK.

IMPROVEMENT IN WAGON-JACKS.

Specification forming part of Letters Patent No. **156,110**, dated October 20, 1874; application filed September 12, 1874.

To all whom it may concern:

Be it known that I, ALONZO WHITCOMB, of Horseheads, in the county of Chemung and State of New York, have invented a new and valuable Improvement in Wagon-Jacks; and I do hereby declare that the following is a full, clear, and exact description of the construction and operation of the same, reference being had to the annexed drawings, making a part of this specification, and to the letters and figures of reference marked thereon.

Figure 1 of the drawing is a representation of a side view of my wagon-jack. Fig. 2 is a front view, and Fig. 3 is a detail view, of the same.

This invention relates to jacks for raising vehicles in order to remove their wheels; and it consists in a vertically-movable stepped block, in combination with a cam-lever and a supporting-post, the wearing-surfaces of the said block and lever being covered with metal, as will be hereinafter fully explained.

In the annexed drawings, A designates a post or standard, which is constructed with a broad base, A', and with a vertical slot extending from a point near its upper end to a point near its lower end. B designates a block, which is guided in the said vertical slot, and constructed with steps on two edges, the steps *a* being lower than the steps *a'*, as shown in Fig. 1. The bottom of the block B is rounded, and covered with a metal plate, *c'*.

I make the standard and also the block B of wood, and use the metal plate *c'* to prevent undue wear.

C designates a wooden lever, curved as shown in Fig. 1, and having its fulcrum at *b*. This fulcrum-bolt *b* is movable into one or the other of several holes made through the standard for the purpose of adapting the jack to high or low vehicles. The upper end of the lever C is cam-shaped, and covered with a metal strap, *c'*, which works against the strap *c'* on the stepped block B. The fulcrum *b* is in such relation to the middle of the stepped block B that when lever C is depressed, as shown in Fig. 1, it will firmly hold the block up.

What I claim as new, and desire to secure by Letters Patent, is—

1. The combination of the vertically-movable block B, having a lower cam-shaped metal-covered surface, and the notches *a a'* on opposite sides thereof, and in different horizontal planes, with the vertically-adjustable lever C, having a cam-shaped metal-covered weight-end, substantially as and for the purpose specified.

2. The combination of a vertically-movable block, B, the slotted standard A, and the vertically-adjustable lever C, substantially as specified.

In testimony that I claim the above I have hereunto subscribed my name in the presence of two witnesses.

ALONZO WHITCOMB.

Witnesses:

JEREMIAH HINTON,
ALEXANDER HUMMER.