



US00D366649S

United States Patent [19]

[11] Patent Number: **Des. 366,649**

Soderburg

[45] Date of Patent: ****Jan. 30, 1996**

[54] **DESKTOP COMPUTER HOUSING** 5,111,498 5/1992 Guichard et al. D14/106
 5,255,214 10/1993 Ma D14/106

[76] Inventor: **Paul L. Soderburg**, 66 Barranca #3,
 Santa Barbara, Calif. 93109

[**] Term: **14 Years**

[21] Appl. No.: **18,725**

[22] Filed: **Feb. 9, 1994**

[52] U.S. Cl. **D14/106**

[58] **Field of Search** D14/100, 101,
 D14/106, 113, 115, 124-127; D18/1, 2,
 7, 11, 12; 235/145 A, 145 R; 341/22, 23;
 345/104, 156, 168, 173, 901-905, 87; 361/679,
 686; 364/708.1, 709.04, 709.12; 400/486,
 489; D6/424, 426, 427, 432, 433

Primary Examiner—Freda Nunn

[57] CLAIM

The ornamental design for a desktop computer housing, as shown and described.

DESCRIPTION

FIG. 1 is a left front perspective view of the desktop computer housing, showing my new computer design in the open position with the keyboard and top extended;

FIG. 2 is a left front perspective view of the desktop computer housing, in the open position with the keyboard and top in secured positions;

FIG. 3 is a left side elevation view thereof;

FIG. 4 is a left front perspective view of the desktop computer housing in the closed position;

FIG. 5 is a right side elevation view thereof;

FIG. 6 is a rear elevation view thereof;

FIG. 7 is a front elevation view thereof; and,

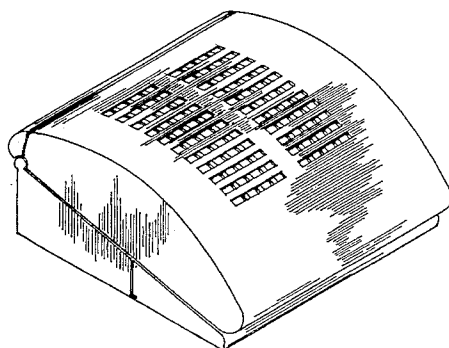

FIG. 8 is a bottom view thereof.

[56] References Cited

U.S. PATENT DOCUMENTS

D. 221,002 6/1971 Bachman, II D14/106
 D. 276,772 12/1984 Snediker D6/433
 D. 319,222 8/1991 Mizusugi et al. D14/106
 D. 336,077 6/1993 Barry et al. D14/106
 D. 339,330 9/1993 Sapper et al. D14/106

1 Claim, 4 Drawing Sheets



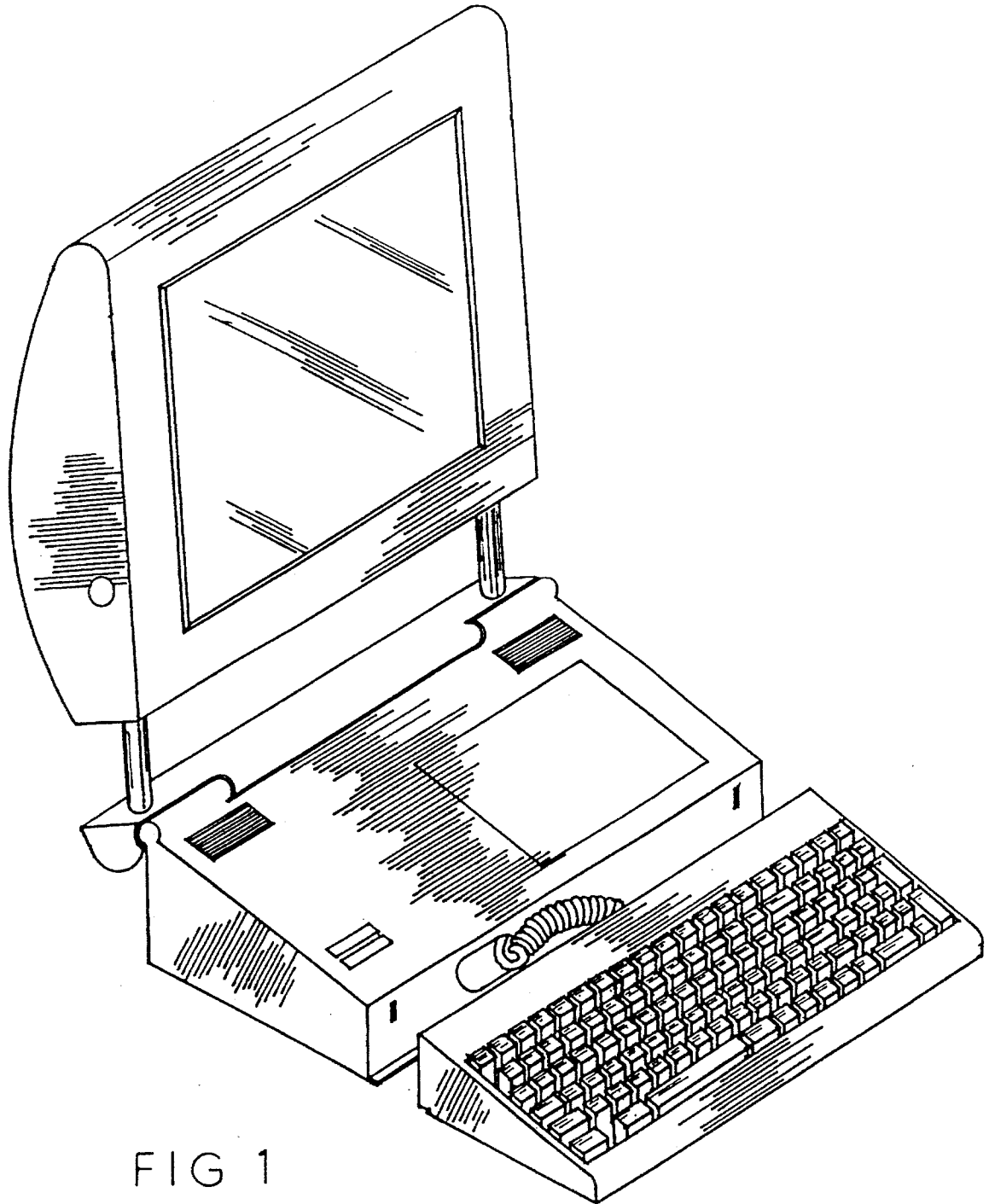


FIG 1




FIG 2

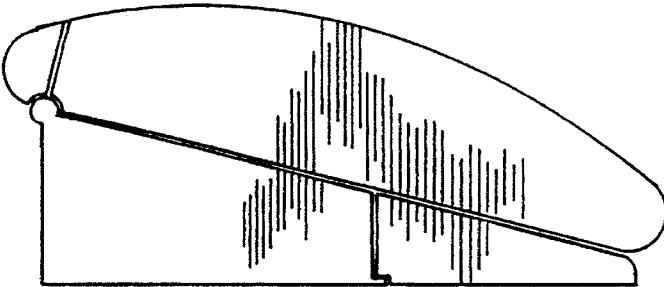


FIG 3




FIG 4

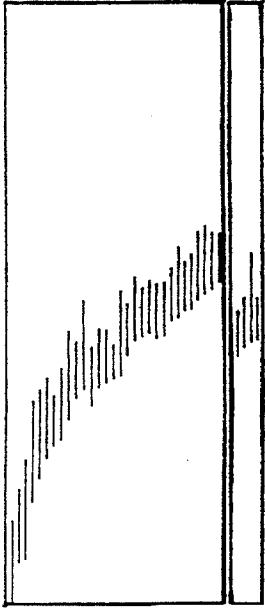


FIG 7

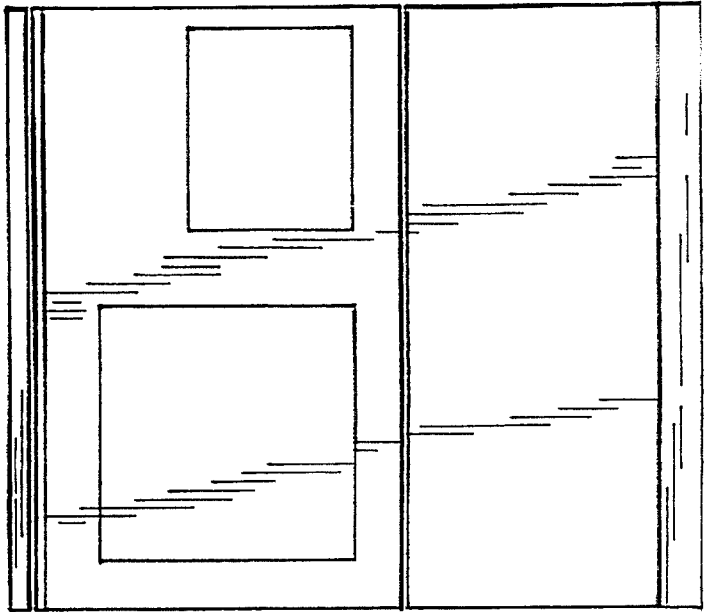


FIG 8

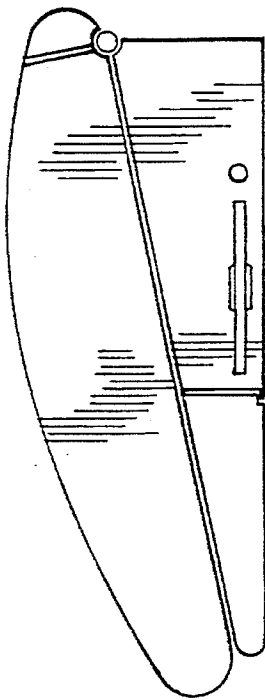


FIG 5

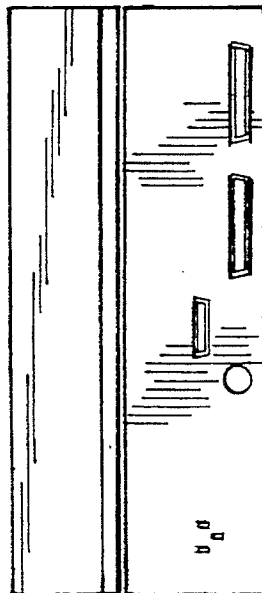


FIG 6