



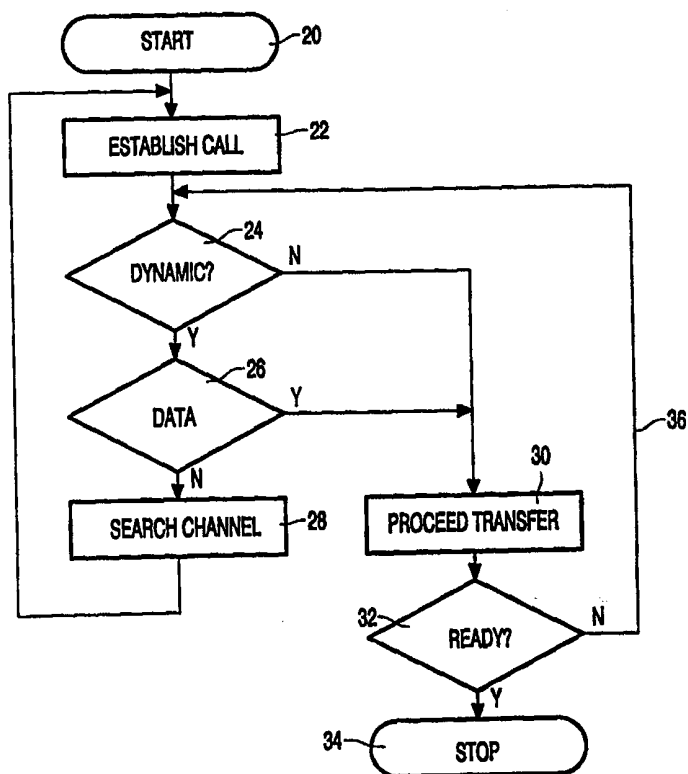
INTERNATIONAL APPLICATION PUBLISHED UNDER THE PATENT COOPERATION TREATY (PCT)

(51) International Patent Classification ⁶ : H04Q 7/32	A2	(11) International Publication Number: WO 99/40745 (43) International Publication Date: 12 August 1999 (12.08.99)
(21) International Application Number: PCT/IB99/00153 (22) International Filing Date: 28 January 1999 (28.01.99) (30) Priority Data: 98400288.1 9 February 1998 (09.02.98) EP (71) Applicant: KONINKLIJKE PHILIPS ELECTRONICS N.V. [NL/NL]; Groenewoudseweg 1, NL-5621 BA Eindhoven (NL). (71) Applicant (for SE only): PHILIPS AB [SE/SE]; Kottbygatan 7, Kista, S-164 85 Stockholm (SE). (72) Inventor: PELTONEN, Jari; Prof. Holstlaan 6, NL-5656 AA Eindhoven (NL). (74) Agent: DEGUELLE, Wilhelmus, H., G.; Prof. Holstlaan 6, NL-5656 AA Eindhoven (NL).		(81) Designated States: CN, JP, KR, European patent (AT, BE, CH, CY, DE, DK, ES, FI, FR, GB, GR, IE, IT, LU, MC, NL, PT, SE). Published <i>Without international search report and to be republished upon receipt of that report.</i>

(54) Title: A METHOD FOR OPERATING A MOBILE PHONE DEVICE IN A DYNAMIC ENVIRONMENT WHEREIN A PARTICULAR DYNAMISM MAY MANDATE TO CHANGE A TRANSMITTING MODE, AND A MOBILE PHONE DEVICE FOR USE WITH SUCH METHOD

(57) Abstract

A mobile phone device operates in an environment wherein a particular dynamism may mandate to change the transmitting mode. However, when the dynamism is detected during a call that transmits digital information, this is followed by selectively and transiently blocking the change for at least a predetermined time interval.



FOR THE PURPOSES OF INFORMATION ONLY

Codes used to identify States party to the PCT on the front pages of pamphlets publishing international applications under the PCT.

AL	Albania	ES	Spain	LS	Lesotho	SI	Slovenia
AM	Armenia	FI	Finland	LT	Lithuania	SK	Slovakia
AT	Austria	FR	France	LU	Luxembourg	SN	Senegal
AU	Australia	GA	Gabon	LV	Latvia	SZ	Swaziland
AZ	Azerbaijan	GB	United Kingdom	MC	Monaco	TD	Chad
BA	Bosnia and Herzegovina	GE	Georgia	MD	Republic of Moldova	TG	Togo
BB	Barbados	GH	Ghana	MG	Madagascar	TJ	Tajikistan
BE	Belgium	GN	Guinea	MK	The former Yugoslav Republic of Macedonia	TM	Turkmenistan
BF	Burkina Faso	GR	Greece	ML	Mali	TR	Turkey
BG	Bulgaria	HU	Hungary	MN	Mongolia	TT	Trinidad and Tobago
BJ	Benin	IE	Ireland	MR	Mauritania	UA	Ukraine
BR	Brazil	IL	Israel	MW	Malawi	UG	Uganda
BY	Belarus	IS	Iceland	MX	Mexico	US	United States of America
CA	Canada	IT	Italy	NE	Niger	UZ	Uzbekistan
CF	Central African Republic	JP	Japan	NL	Netherlands	VN	Viet Nam
CG	Congo	KE	Kenya	NO	Norway	YU	Yugoslavia
CH	Switzerland	KG	Kyrgyzstan	NZ	New Zealand	ZW	Zimbabwe
CI	Côte d'Ivoire	KP	Democratic People's Republic of Korea	PL	Poland		
CM	Cameroon	KR	Republic of Korea	PT	Portugal		
CN	China	KZ	Kazakistan	RO	Romania		
CU	Cuba	LC	Saint Lucia	RU	Russian Federation		
CZ	Czech Republic	LI	Liechtenstein	SD	Sudan		
DE	Germany	LK	Sri Lanka	SE	Sweden		
DK	Denmark	LR	Liberia	SG	Singapore		
EE	Estonia						

A method for operating a mobile phone device in a dynamic environment wherein a particular dynamism may mandate to change a transmitting mode, and a mobile phone device for use with such method.

The invention relates to a method as recited in the preamble of Claim 1.

Present-day mobile phones are being used for transporting voice as well as digital data, and for transmitting as well as for receiving. In AMPS/NAMPS and TACS/ETACS networks a base station may request a mobile station to tune to another channel. Such other channel may
5 become more preferable than the present one due to various dynamisms, such as a changing distance between the device and the original base station, atmospheric or other interferences, or through still further causes. In practice, when such change occurs during a fax or data call, transmission failures can readily occur that may result in losing a part of the digital data contained in the fax or data call. It has been proposed to take measures for repairing erroneous
10 or missing data on a relatively high level in the communication, but such will often remain unsatisfactory.

From a call processing point of view, the procedure to establish a call for digital transfer is exactly the same as for a normal voice call; in fact, it would be feasible to have a call that were part voice, part digital. This situation is similar from the point of view of a base
15 station, that does not know whether a mobile station will use a call for voice or rather for data. At present, it appears to be common procedure for effecting data transfer while stopping a motor car that has the portable telephone device on board, which would diminish the dynamism. The invention however, should provides an ultimate block against data losses due to changeover to a different base station.

20 In consequence, amongst other things, it is an object of the invention to take simple measures for mitigating the effects of the recited dynamism to a great extent. Now therefore, according to one of its aspects the invention is characterized by the characterizing
25 part of Claim 1. The changing of mode may pertain to searching for another base station, for another frequency on the same station, or for another change of operation parameters.

The invention also relates to a mobile phone device that is arranged for practising a method as claimed in Claim 1. Further advantageous aspects of the invention are recited in dependent Claims.

5

These and further aspects and advantages of the invention will be discussed more in detail hereinafter with reference to the disclosure of preferred embodiments, and in particular with reference to the appended Figures that show:

Figure 1, a flow chart of a preferred embodiment;

10

Figure 2, a portable device with multiple base stations;

Figure 3, a changing process between two channels;

Figure 4, a device setup for use with the invention.

15

Figure 1 is an exemplary flow chart of a preferred embodiment. In block 20, the operation of the portable device is enabled, such as by actuating an 'on' key, detecting actuation of an arbitrary key or detecting an incoming call. In block 22, a call is established between the device in question and an appropriate base station and generally, via that base station and another portable or stationary telephone device. Both the device and the immediate
20 base station may have communicating facilities for voice as well as for data. In an exemplary situation, the portable device is associated to a laptop or similar relatively small-size computer, whereas the ultimate other party to the call may be associated to a stationary computer and/or data base system. In establishing the call, the portable device may have an active role or a passive one. When the call has become established, in block 24 one or more dynamisms are
25 checked through appropriate hardware. As long as the check has a negative outcome, the system proceeds to block 30, wherein the transmitting is continued during an appropriate time interval. After termination of this interval, it is checked in block 32 whether the call is ready and may be terminated. As long as the outcome is negative, blocks 24, 30 and 32 constitute a waiting loop. If the call has effectively been terminated, in block 34 the system enters a stop
30 condition.

If on the other hand in block 24 the outcome had been positive, the system in block 26 checks whether actual transfer pertains to data or rather to analog signals, in particular to analog voice. If data, the system goes again to block 32, whereby any measure to switch among base stations for mitigating effects of the dynamism is effectively blocked. Of

course, things like digital error correcting through inherent coding redundancy may be undertaken. In particular, the actual base station is maintained. However, if the transfer pertains to analog signals, in particular to voice, the system goes to block 28, and will start searching to a better base station or channel; the better channel could in principle be from the same base station. Thereafter, the call may become established on this different channel from the same or from another station. The blocking effect will then end after termination of the call in question. Alternatively, the blocking effect on the channel changing may be programmed to last only for a predetermined time: this time could be sufficient for executing certain functions, such as the transferring of a whole fax page. The changing to a better channel could then follow between two successive pages.

Figure 2 shows a portable device P in an environment with multiple base stations A, B, C. Each base stations has its feasible transmission range indicated as a circle. In practice, deviations from the circular shape as well as from the uniformity among the stations may occur. Furthermore, the size or shape of a range may be influenced by atmospheric and other time-varying factors. As shown, device P should communicate with base station A. In going eastward, the device will come in a situation where both stations A and B are suitable, until finally, only station B will be useful. Translation in other directions will yield other sequences of applicable base stations. Each base station will use one or more preassigned frequency bands. Each frequency or frequency band will accommodate a limited number of calls simultaneously. Frequencies will be unique within a local set of base stations, but further away, such frequencies may be reused again. The size of the ranges will be accommodated to the maximum number of simultaneous calls, and thereby to the number of subscribers per area. The philosophy underlying the invention is that data may keep being transferred between the portable device and the base station as long as the device is within the base station's range, even if another base station would in principle give better transfer conditions. Moreover, it is supposed that the transition region is broad enough to allow completing the digital call during the moving of the device. Finally, data transfer should be more robust than voice transfer, in that each small interference with the latter may in principle be detected by a human listener, whereas data transfer may be subjected to digital data correction and various other stratagems. By way of restriction, blocking the search for a new channel or station may be effected exclusively when the portable device itself is transmitting data, but not in case the portable station is receiving data. In fact, executing such search represents an additional processing load for a portable device that usually will have only limited hardware facilities.

Figure 3 illustrates a changing process between two channels, and in particular between two base stations that was published as Figure 3 in **WO 95/32594** to Umeda et al, which has the US designated. In the Figure, stage S100 symbolizes an ongoing communication between mobile station 3 and base station 1. In stage S101, entry of the mobile station into the cell or region of base station 2 is detected. In stage S102 the cell transition is noticed to base station 1. In stage S103, channel setup between base stations 1 and 2 is effected. In stage S104, base station 2 selects an optimum channel and in stage S105, starts transmission on this channel. In stage S106 the completion of this activation is signalled to base station 1. In stage S107, specification of the channel is sent to the mobile station. In stage S108, the synchronization with the new channel is established and the transmission is started. In stage S109, the reception of the new synchronization is established. In stage S110, the new communication takes place, and simultaneous communication through two channels takes place. The original channel may now be relinquished. Further extensive details of this procedure may be found in the body of the reference.

Figure 4 shows a hardware setup of a portable device for use with the invention, in particular as shown in Figure 1 of **EP 709 977 A2** to Häkkänen et al. The received baseband signal is received in A/D converter 50, and the samples so developed are stored in INFIFO 48. Next, for further processing the samples are transmitted to local Digital Signal Processor 40. The reception is synchronized by Frame Timing Control 42, that is fed by the 16-bit wide data bus from DSP 40. Likewise, output samples are transiently stored in OUTFIFO 44 and D/A converted in D/A converter 46 to attain the transmitted baseband signal as shown. Also here, synchronizing is by Frame Timing Control 42. Finally, block 42 generates real-time control signals to the RF parts. For brevity, the structure of the broadcast signals nor the internal constitution of DSP 40 have been shown.

A particular realization for the invention is as follows:
In case of AMPS or TACS/ETACS the 5-bit LOCAL information field in the message is used, as follows. If the call is a normal voice call, this field gets the value **00000**. If the call is a data or fax call, this field gets the value **00001**.

In case of a NAMPS call, a new extended Protocol message type is defined. If the call is a normal voice call, the message type is set to either **1000 0001** or to **0000 0000**, depending on whether an Authentication Word C has been included or not, respectively. Such Authentication Word has been defined in the present AMPS/NAMPS specification, TIA/EIA/IS-91. On the other hand, if the call is a data/fax call, the message type is preferably set to **1000 1001** or to **0000 1000**, depending on whether an authentication word has been

included or not, respectively. Preferably, the mechanism is used only for outgoing calls, because it is the responsibility of the caller to inform the network that the call will be a data/fax call.

CLAIMS:

1. A method for operating a mobile phone device in an environment that has a dynamism with respect to an actual call that comprises transmitting digital information between the device in question and a superior station, which dynamism should mandate in said device a mode alteration of said transmitting,
5 characterized by detecting said dynamism during an actual said transmitting and thereupon selectively and transiently blocking said alteration for at least a predetermined time interval.
2. A method as claimed in Claim 1, wherein said blocking is maintained until an
10 end of said actual call, and thereafter said blocking is suspended.
3. A method as claimed in Claim 1, wherein said dynamism represents a change in preferred base station identity.
- 15 4. A method as claimed in Claim 1, wherein said blocking is exclusively effective during data transmitting **from** the device.
5. A mobile phone device arranged for practising a method as claimed in Claim 1.

1/3

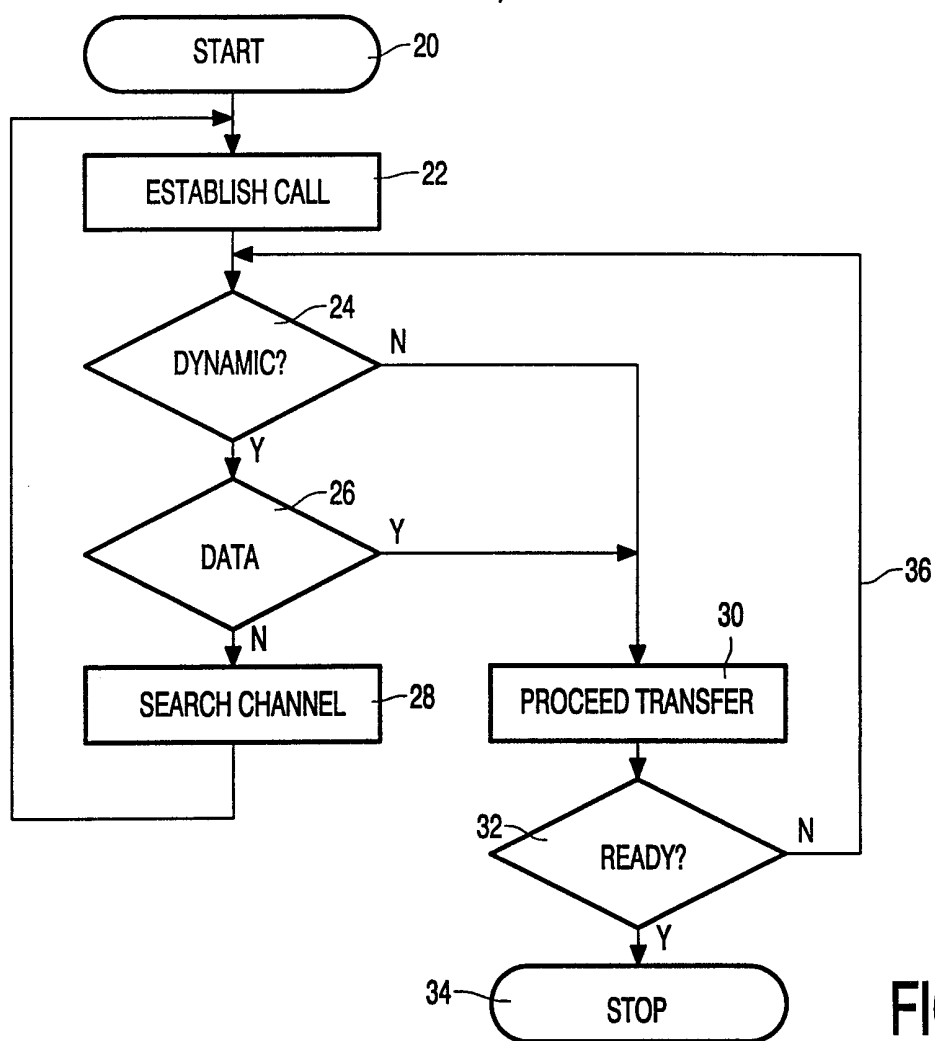


FIG. 1

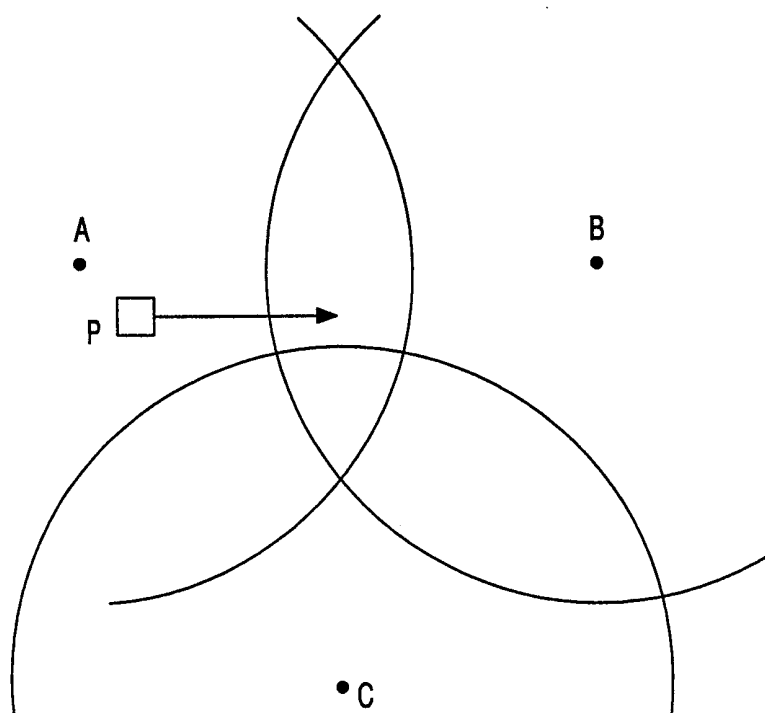


FIG. 2

2/3

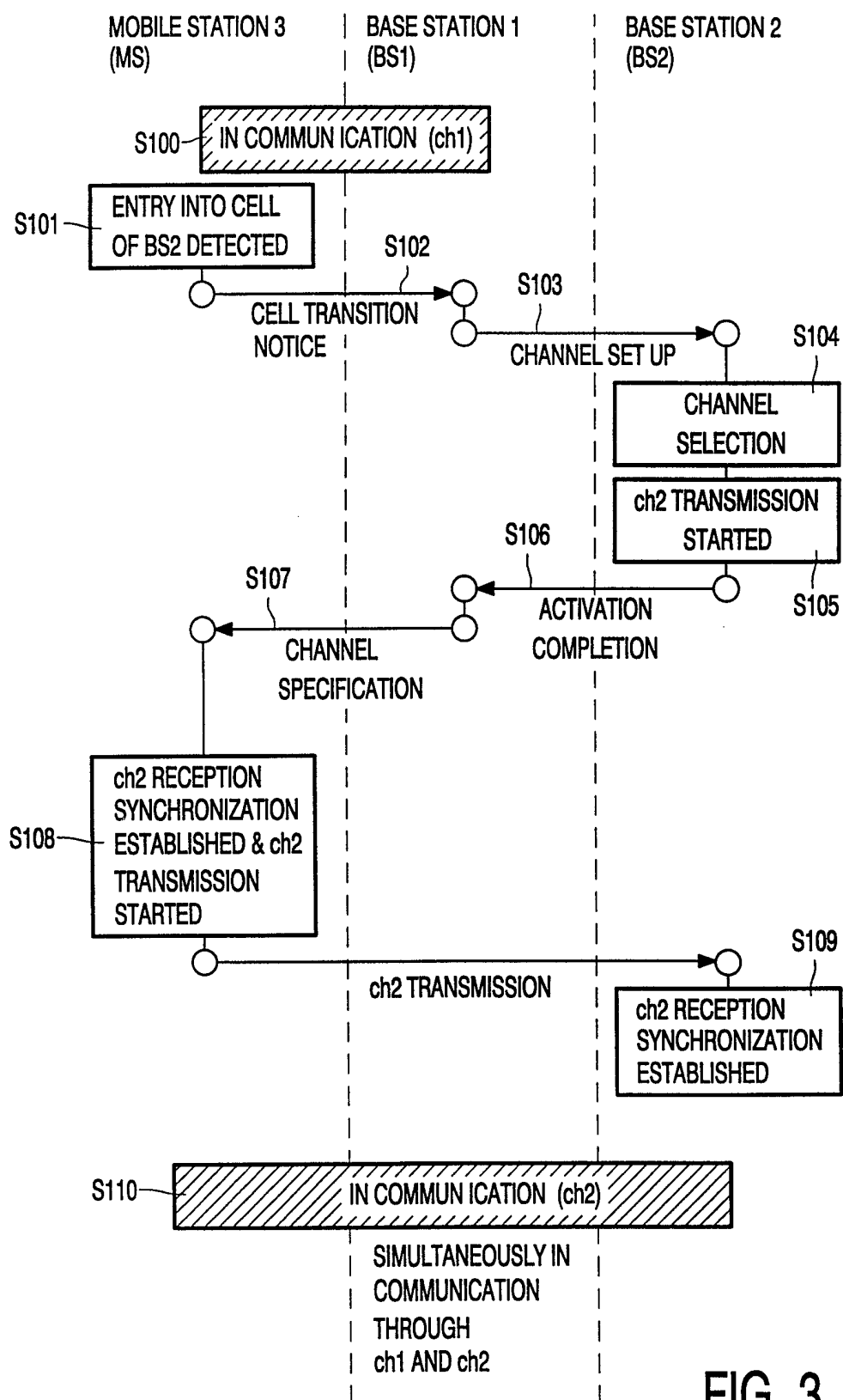


FIG. 3

3/3

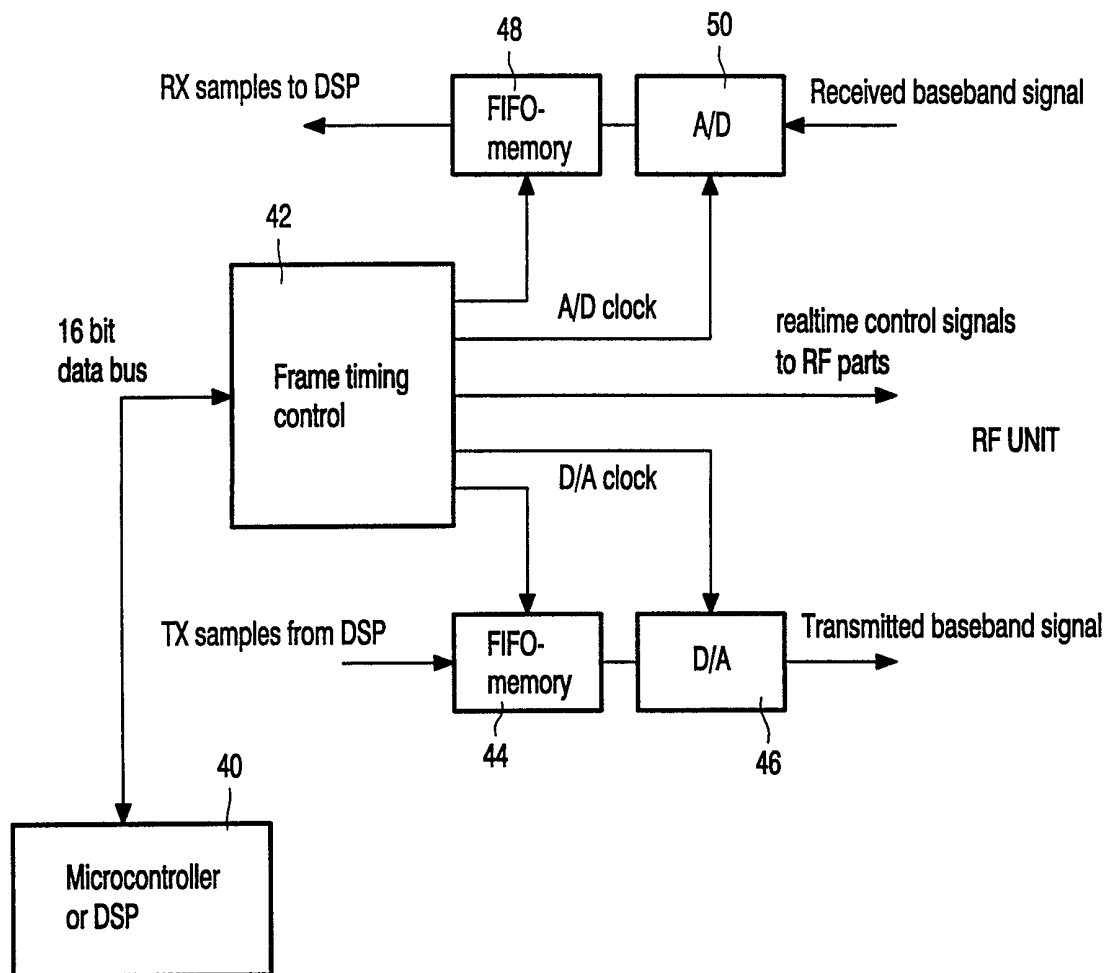


FIG. 4