



US00D745733S

(12) **United States Design Patent**
Duquette et al.

(10) **Patent No.:** **US D745,733 S**

(45) **Date of Patent:** **** Dec. 15, 2015**

(54) **STREET LIGHTING FIXTURE**

(71) Applicant: **KONINKLIJKE PHILIPS N.V.**,
Eindhoven (NL)

(72) Inventors: **Jean-Francois Duquette**, Quebec (CA);
Michel Fortin, Quebec (CA); **Guy Galipeau**, Quebec (CA); **Jonathan Hardy**, Quebec (CA); **Alexandre Plomteux**, Quebec (CA); **Sergio Gabian Jurdana**, Quebec (CA)

(73) Assignee: **KONINKLIJKE PHILIPS N.V.**,
Eindhoven (NL)

(**) Term: **14 Years**

(21) Appl. No.: **29/495,437**

(22) Filed: **Jul. 1, 2014**

(51) **LOC (10) Cl.** **26-05**

(52) **U.S. Cl.**
USPC **D26/67**

(58) **Field of Classification Search**

USPC D26/67-70, 89, 93; D10/113.2
CPC F21S 6/004; F21S 6/005; F21S 6/007;
F21S 6/008; F21S 8/032; F21S 8/08; F21S
8/081; F21S 8/083; F21S 8/085
See application file for complete search history.

(56) **References Cited**

U.S. PATENT DOCUMENTS

D120,022 S * 4/1940 Sheerer D26/133
D444,584 S * 7/2001 Landefeld D26/67

D573,288 S * 7/2008 Xu et al. D26/67
D573,289 S * 7/2008 Xu et al. D26/67
D578,694 S * 10/2008 Zeng et al. D26/70
D580,580 S * 11/2008 Lodhie D26/67
D583,494 S * 12/2008 Friedman et al. D26/68
D601,291 S * 9/2009 Nankil D26/67
D614,789 S * 4/2010 van Klinken D26/67
D615,682 S * 5/2010 van Klinken D26/67
D652,977 S * 1/2012 Soto et al. D26/68
D672,074 S * 12/2012 Compton D26/67
D672,076 S * 12/2012 Guercio et al. D26/70
D695,436 S * 12/2013 Hermansen et al. D26/67
D713,082 S * 9/2014 Hermansen et al. D26/67
D725,305 S * 3/2015 Nelson et al. D26/70
2013/0148361 A1 * 6/2013 Chen et al. 362/296.05

* cited by examiner

Primary Examiner — Clare E Heflin

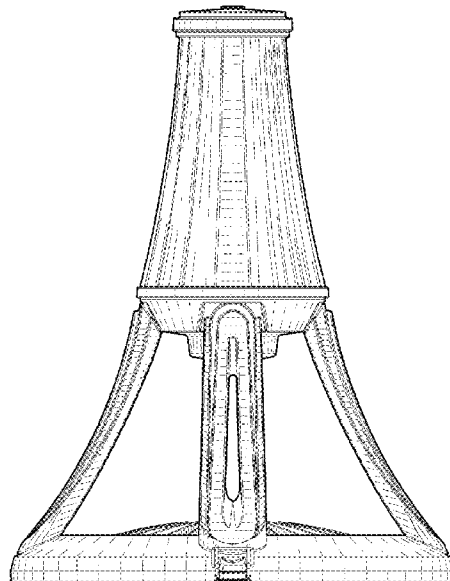
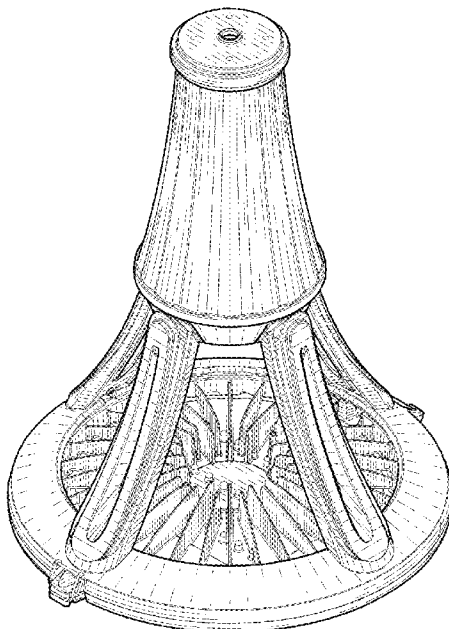
(57) **CLAIM**

The ornamental design for a street lighting fixture, as shown and described.

DESCRIPTION

FIG. 1 is a perspective view showing my design;
FIG. 2 is a front elevational view thereof;
FIG. 3 is a rear elevational view thereof;
FIG. 4 is a right side elevational view thereof;
FIG. 5 is a left side elevational view thereof;
FIG. 6 is a top plan view thereof; and,
FIG. 7 is a bottom plan view thereof.
The broken lines shown on FIG. 7 depict portions of the street lighting fixture that form no part of the claimed design.

1 Claim, 6 Drawing Sheets



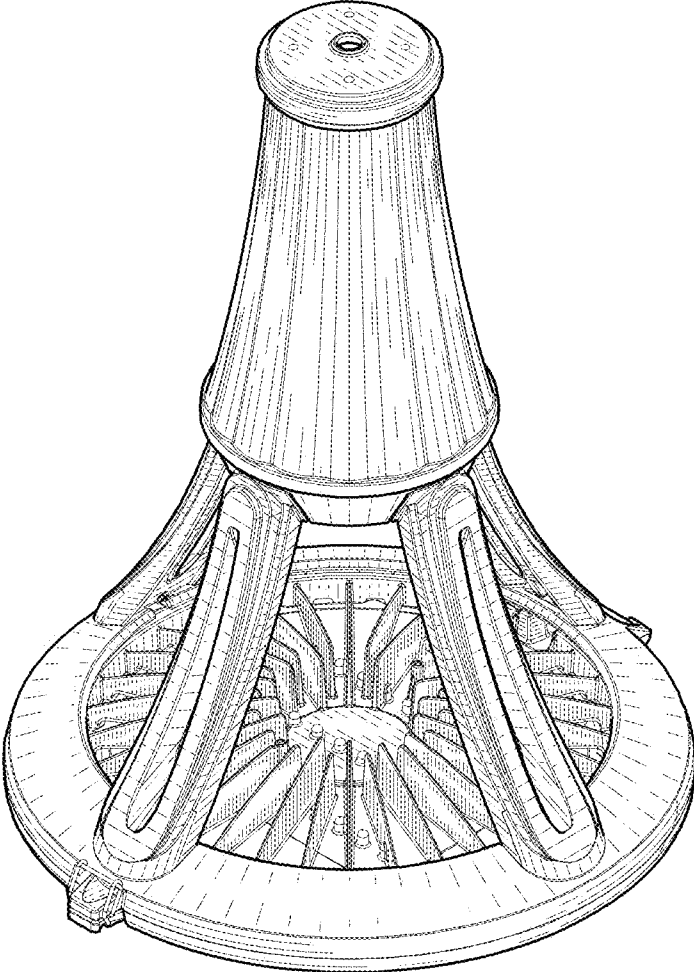


FIG. 1

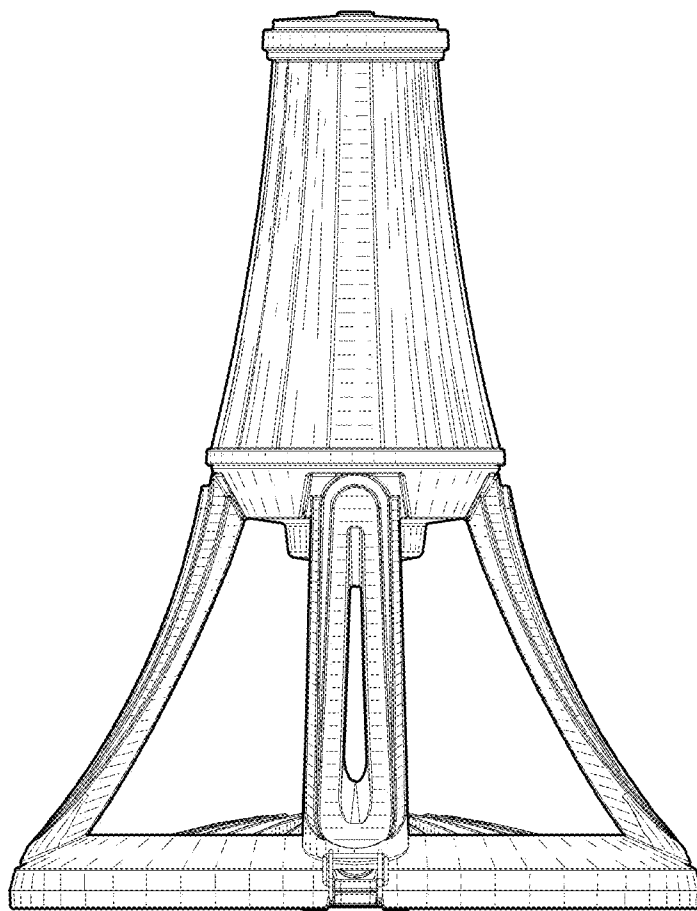


FIG. 2

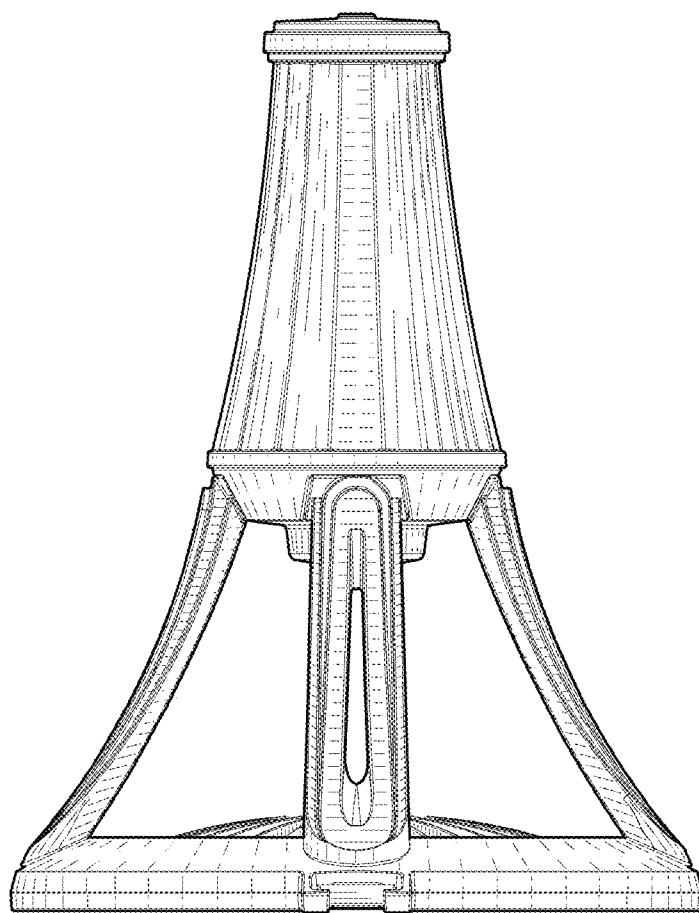


FIG. 3

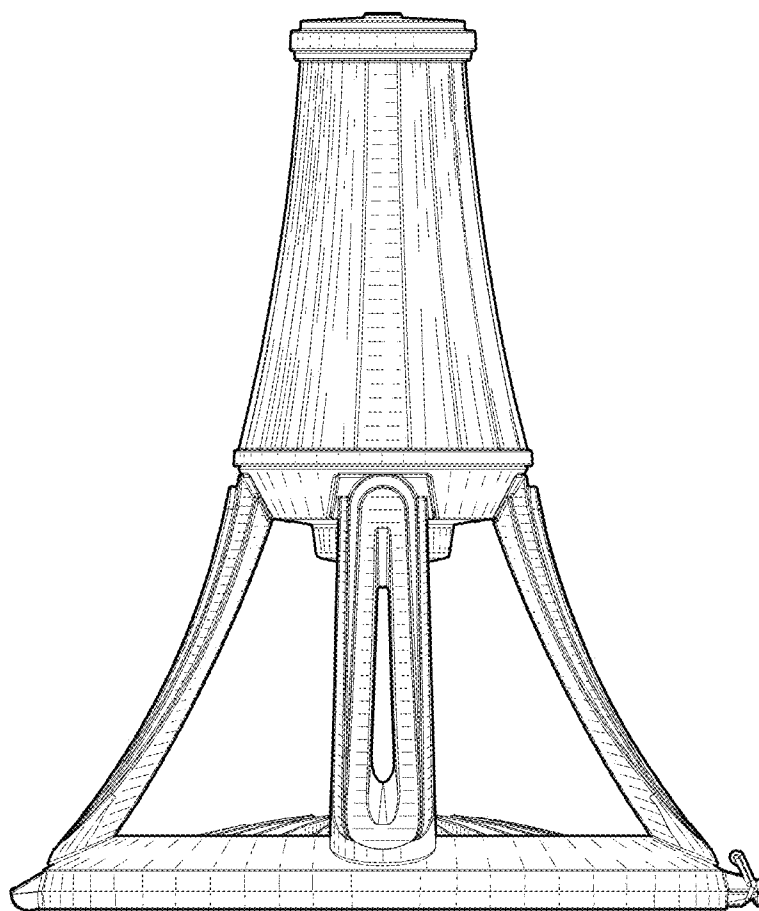


FIG. 4

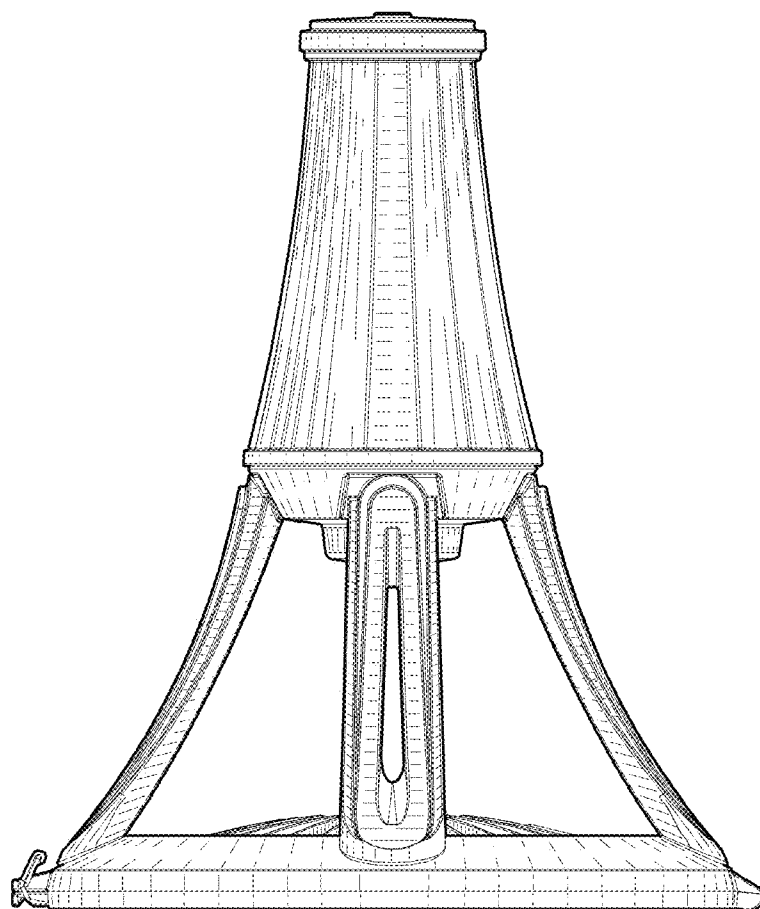


FIG. 5

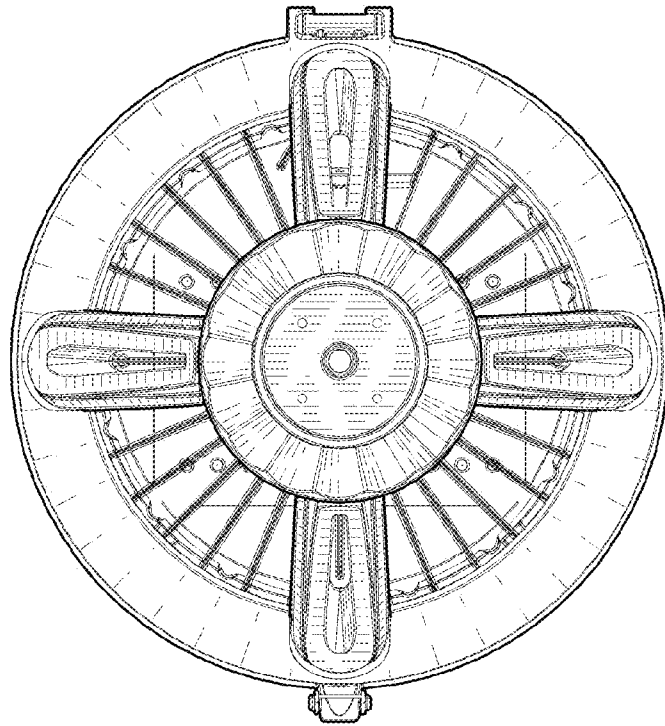


FIG. 6

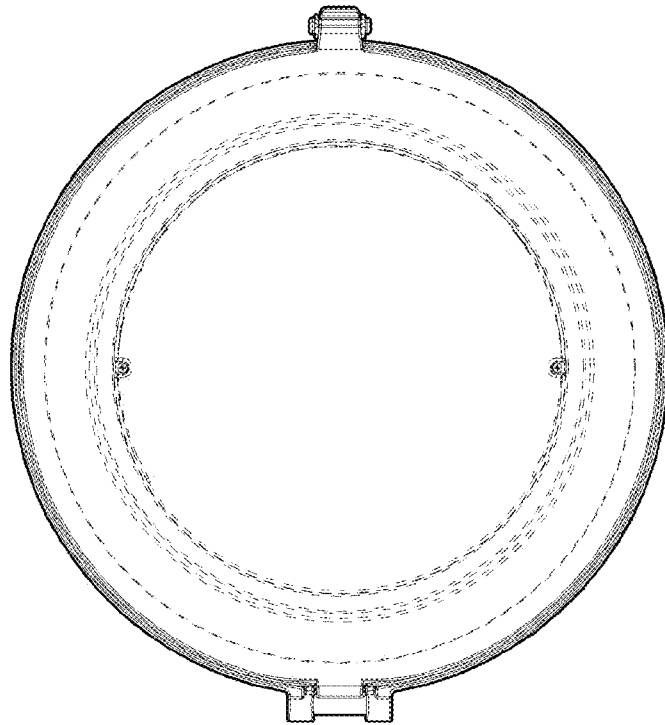


FIG. 7