



US00D767748S

(12) **United States Design Patent**
Nakai et al.

(10) **Patent No.:** **US D767,748 S**

(45) **Date of Patent:** **** Sep. 27, 2016**

(54) **AIR CONDITIONER**

(71) Applicant: **MITSUBISHI ELECTRIC CORPORATION**, Tokyo (JP)

(72) Inventors: **So Nakai**, Tokyo (JP); **Takayuki Nishiguchi**, Tokyo (JP); **Takahiro Yamaguchi**, Tokyo (JP); **Jangryul Rim**, Tokyo (JP)

(73) Assignee: **Mitsubishi Electric Corporation**, Tokyo (JP)

(**) Term: **14 Years**

(21) Appl. No.: **29/508,894**

(22) Filed: **Nov. 12, 2014**

(30) **Foreign Application Priority Data**

Jun. 18, 2014 (JP) 2014-013231

(51) **LOC (10) Cl.** **23-04**

(52) **U.S. Cl.**
USPC **D23/388**

(58) **Field of Classification Search**
USPC D23/324–327, 332–334, 342–344,
D23/351–354, 370, 385, 386, 388; 165/121;
454/284; 62/259.1, 298, 407; D14/214,
D14/219, 225; D26/74
CPC F24F 1/00; F24F 1/27; F24F 2001/0037;
F24F 2001/004; F24F 2001/0048
See application file for complete search history.

(56) **References Cited**

U.S. PATENT DOCUMENTS

D326,456 S * 5/1992 Hahn D14/219
D448,462 S * 9/2001 Nanjo D23/351
D581,510 S * 11/2008 Albano D23/388
D589,605 S * 3/2009 Reedy D23/388
D595,402 S * 6/2009 Miyake D23/385
D687,139 S * 7/2013 Mims D23/386

D713,951 S * 9/2014 Jepson D23/388
D716,772 S * 11/2014 Cavero D14/225
D728,766 S * 5/2015 Kim D23/351
D731,692 S * 6/2015 Boyer D26/74
D741,293 S * 10/2015 Baird D14/214

OTHER PUBLICATIONS

Ali Express [online]. Retrieved on Mar. 16, 2016 from URL: http://www.aliexpress.com/item/2PCS-4-Inch-Silver-Type-Circle-Speaker-Decorative-Circle-With-Protective-Grille/32380466175.html?spm=2114.40010508.4.13.zQL8VD.*

* cited by examiner

Primary Examiner — Manpreet Matharu

Assistant Examiner — Keith Wilson

(74) *Attorney, Agent, or Firm* — Studebaker & Brackett PC

(57) **CLAIM**

The ornamental design for an air conditioner, as shown and described.

DESCRIPTION

FIG. 1 is a perspective view of air conditioner showing our new design;

FIG. 2 is a front view thereof;

FIG. 3 is a rear view thereof;

FIG. 4 is a right side view thereof, a left side view being a mirror image;

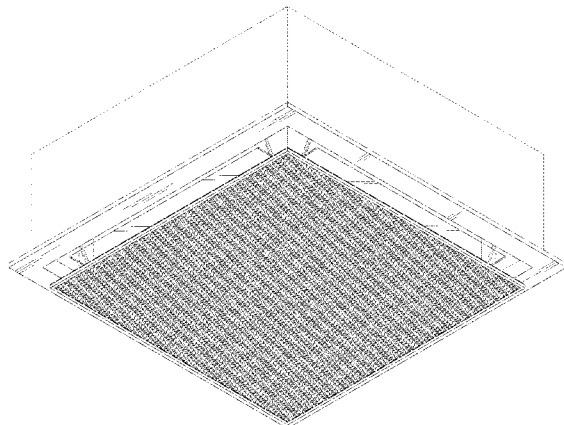
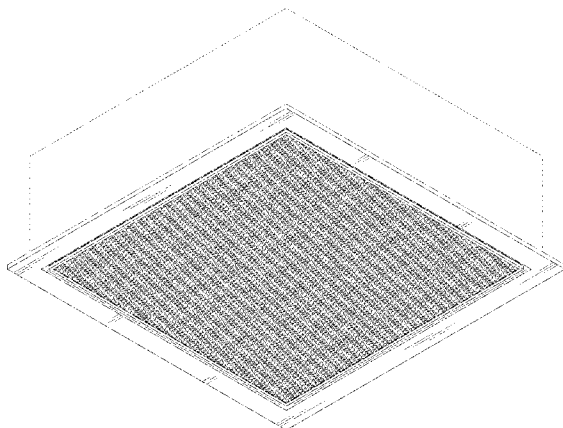
FIG. 5 is a top view thereof, a bottom view being a mirror image;

FIG. 6 is an enlarged partial view of the area “6” indicated in FIG. 2; and,

FIG. 7 is a perspective view of a state where a door is opened.

The broken lines shown represent unclaimed subject matter of an air conditioner and form no part of the claimed design. The dot and dashed lines mean a boundary between the claimed portion and the non-claimed portion. The dot-dot-dash broken lines represent the locations and borders of detail views and form no part of the claimed design.

1 Claim, 7 Drawing Sheets



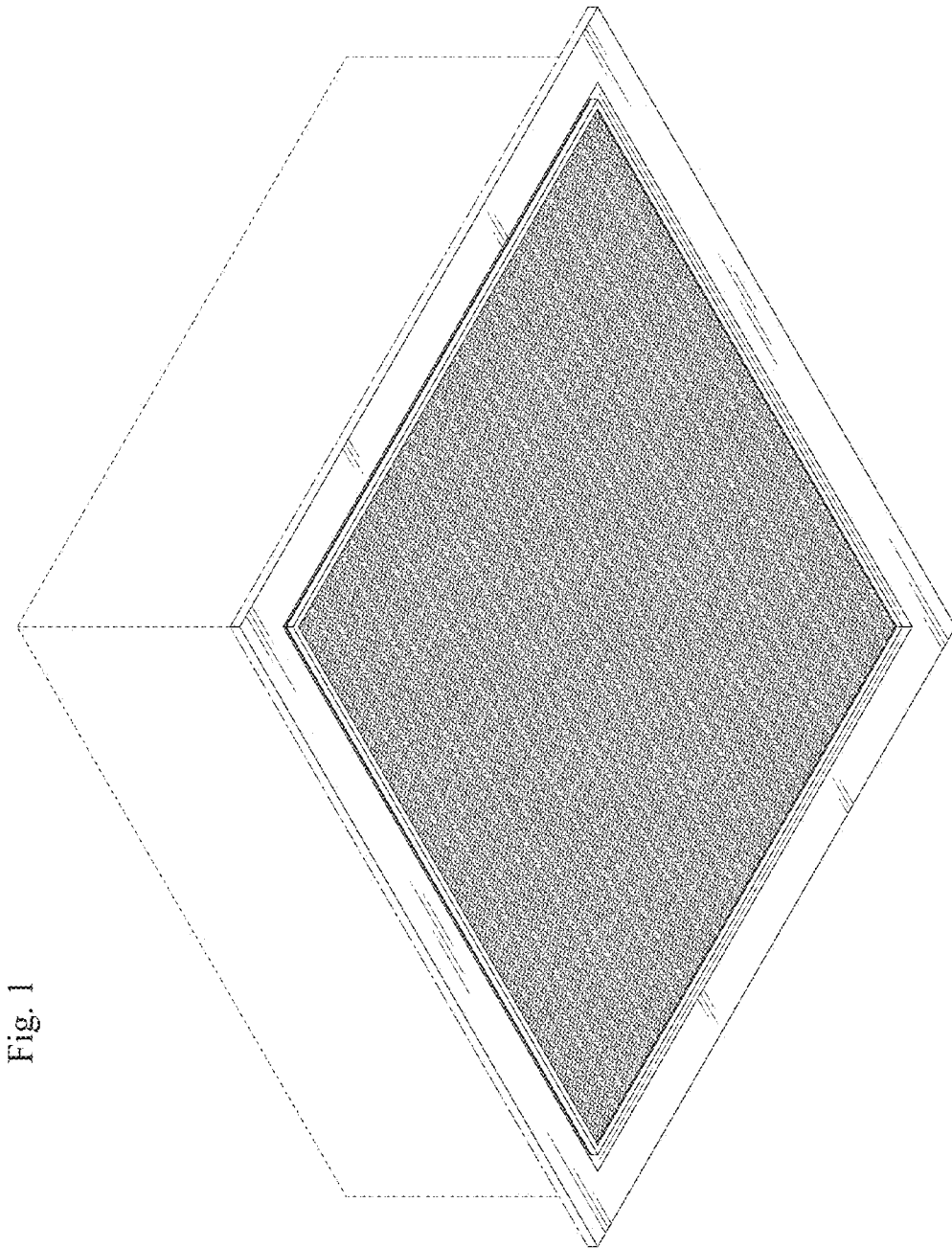


Fig. 1




Fig. 2




Fig. 3

Fig. 4



Fig. 5





Fig. 6



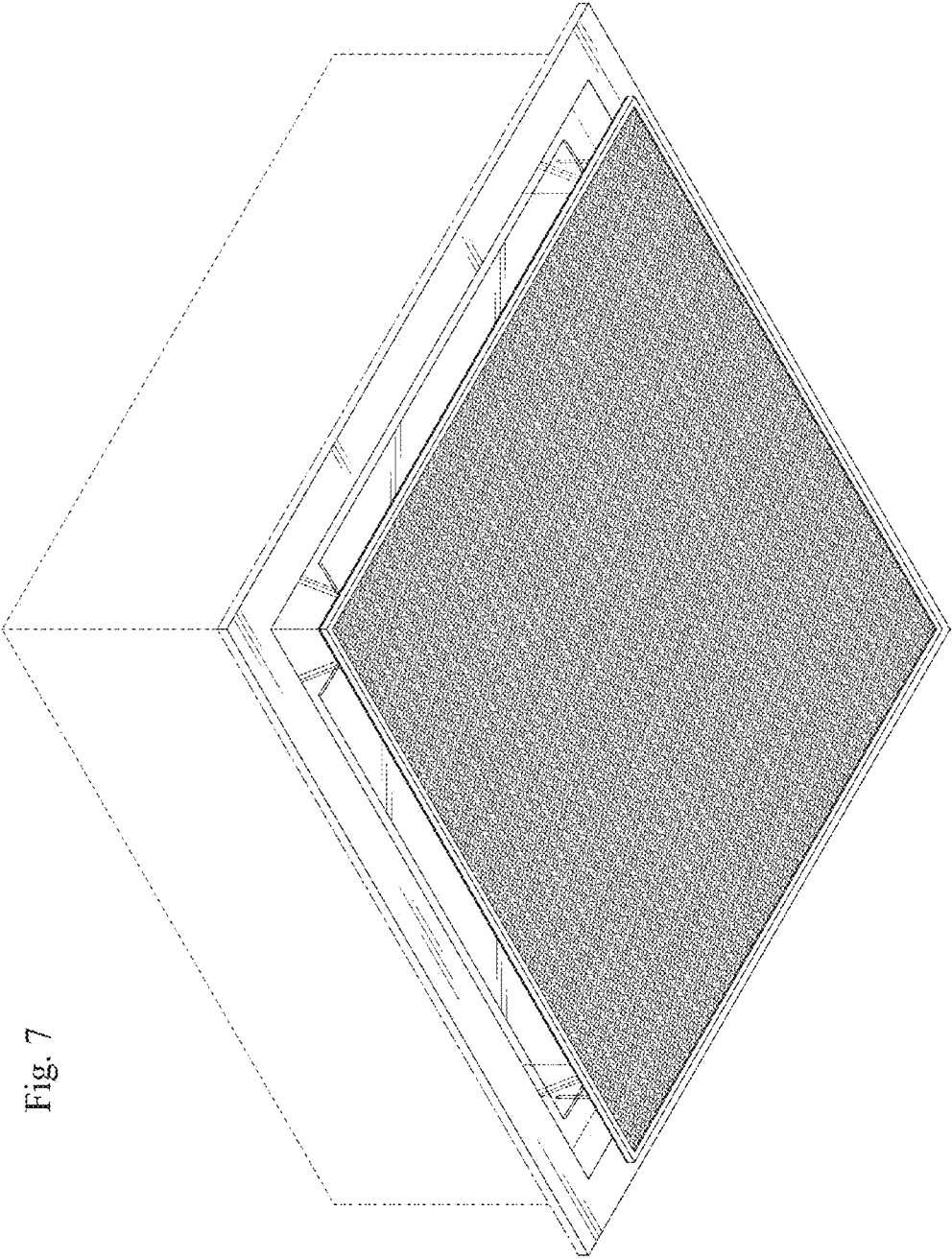


Fig. 7