United States Patent [19]

Dinsmore et al.

[11] **Patent Number: Des. 280,936**

[45] **Date of Patent: ** Oct. 8, 1985**

[54] **LANTERN**

[75] Inventors: **Richard L. Dinsmore; Martin V. Maloney,** both of Skaneateles, N.Y.

[73] Assignee: **Union Carbide Corporation,** Danbury, Conn.

[**] Term: **14 Years**

[21] Appl. No.: **528,553**

[22] Filed: **Sep. 1, 1983**

[52] **U.S. Cl.** **D26/48**

[58] **Field of Search** D26/37-50; 362/157, 158, 183-208

[56] **References Cited**

U.S. PATENT DOCUMENTS

D. 198,181	5/1964	Doring .
D. 207,600	5/1967	Tesar .
D. 209,615	12/1967	Doring .
D. 211,393	6/1968	Doring .
D. 212,120	8/1968	Jacobsen .
D. 226,219	1/1973	Brindley .
D. 243,272	2/1977	Okuno et al. .
D. 255,612	6/1980	Wong et al. .
3,441,730	4/1969	Doring et al. .
3,456,102	7/1969	Brindley et al. .

Primary Examiner—Susan J. Lucas

Attorney, Agent, or Firm—Cornelius F. O'Brien

[57] **CLAIM**

The ornamental design for a lantern, as shown.

DESCRIPTION

FIG. **1** is a perspective view of the lantern showing our new design;

FIG. **2** is a top view thereof;

FIG. **3** is a front view thereof;

FIG. **4** is a side view thereof;

FIG. **5** is a rear view thereof; and

FIG. **6** is a bottom view thereof.

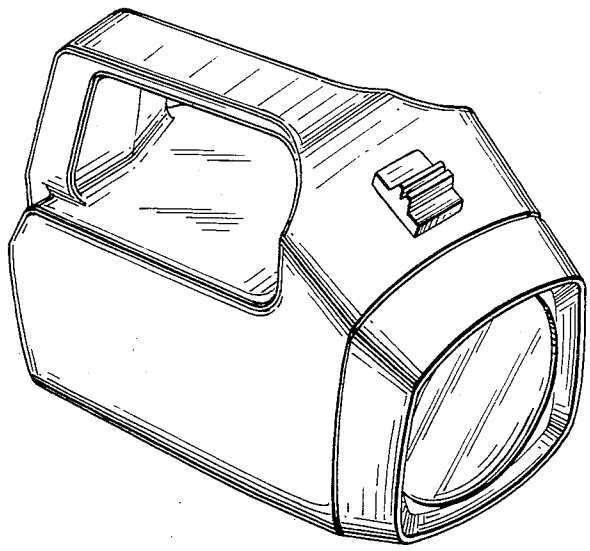

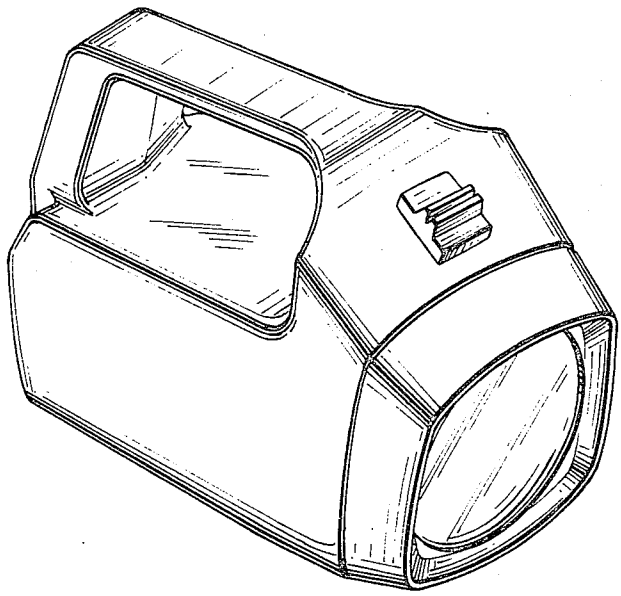

FIG. 1

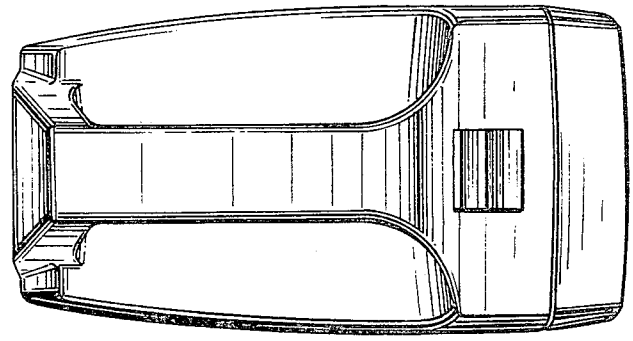

FIG. 2

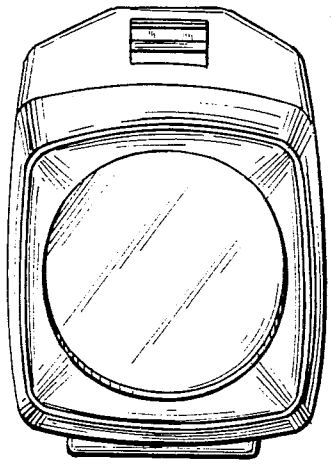

FIG.3

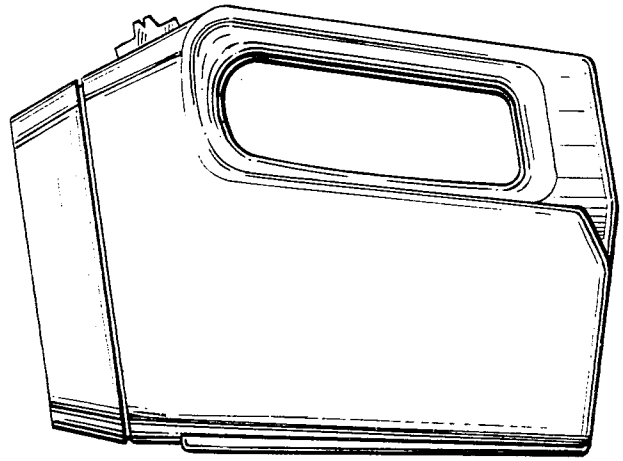

FIG.4

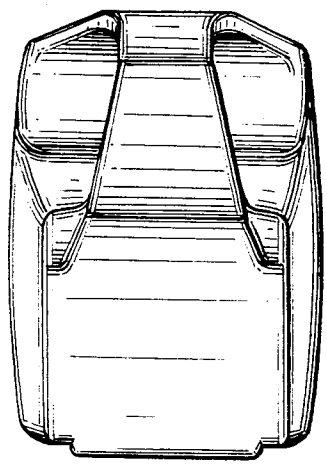

FIG.5

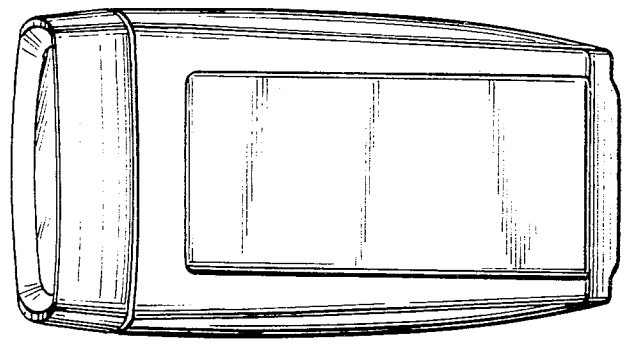

FIG.6