



(86) **Date de dépôt PCT/PCT Filing Date:** 2015/06/05
 (87) **Date publication PCT/PCT Publication Date:** 2015/12/10
 (85) **Entrée phase nationale/National Entry:** 2016/11/25
 (86) **N° demande PCT/PCT Application No.:** US 2015/034520
 (87) **N° publication PCT/PCT Publication No.:** 2015/188123
 (30) **Priorité/Priority:** 2014/06/05 (US62/008,056)

(51) **Cl.Int./Int.Cl. H04H 20/14** (2009.01)
 (71) **Demandeur/Applicant:**
 VISIBLE WORLD, INC., US
 (72) **Inventeurs/Inventors:**
 MARCUS, CLAUDIO, US;
 HABERMAN, SETH, US
 (74) **Agent:** GOWLING WLG (CANADA) LLP

(54) **Titre : PROCÉDES, SYSTÈMES, ET SUPPORTS LISIBLES PAR ORDINATEUR SERVANT A DETERMINER DES RESULTATS POUR DES GRAPHIQUES NUMERIQUES SUR ECRAN A DES FINS DE PROMOTION**
 (54) **Title: METHODS, SYSTEMS, AND COMPUTER-READABLE MEDIA FOR DETERMINING OUTCOMES FOR PROMOTIONAL DIGITAL ON-SCREEN GRAPHICS**

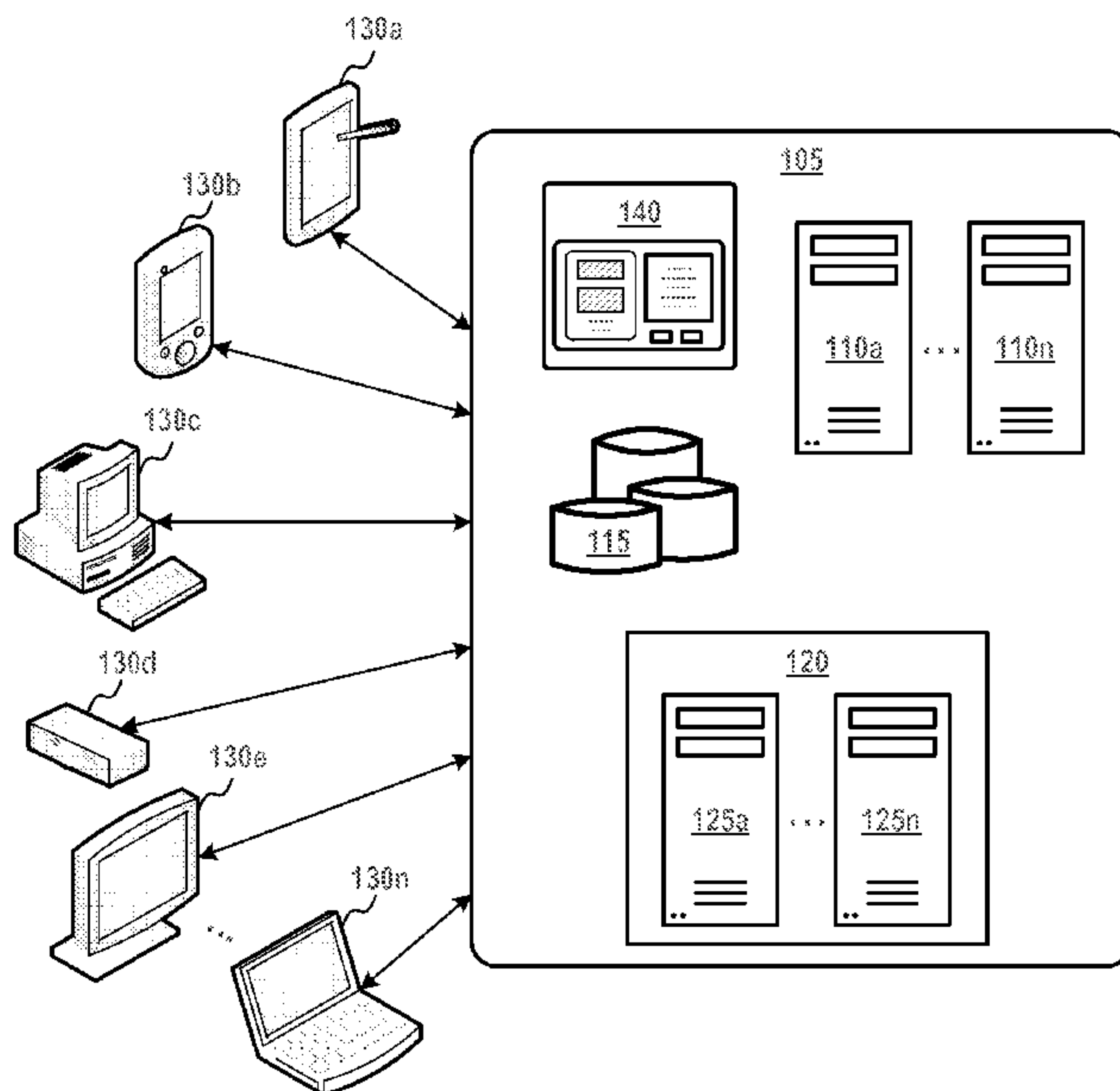


FIG. 1

(57) **Abrégé/Abstract:**

Systems and methods for determining outcomes for promotional messages presented to viewers using digital on-screen graphics are described. A service provider may present digital on-screen graphics on content presentation devices, which may be detected

(57) Abrégé(suite)/Abstract(continued):

by an outcome management system. The digital on-screen graphic may be displayed in association with a primary content offering, such as a television program. The outcome management system may monitor content presentation devices, including those exposed to the digital on-screen graphic, to determine the effectiveness of the digital on-screen graphic. For instance, the outcome management system may determine whether content presentation devices exposed to the digital on-screen graphic subsequently accessed a content offering promoted therein.

(12) INTERNATIONAL APPLICATION PUBLISHED UNDER THE PATENT COOPERATION TREATY (PCT)

(19) World Intellectual Property
Organization
International Bureau(10) International Publication Number
WO 2015/188123 A1(43) International Publication Date
10 December 2015 (10.12.2015)(51) International Patent Classification:
H04H 20/14 (2008.01)

(21) International Application Number:

PCT/US2015/034520

(22) International Filing Date:

5 June 2015 (05.06.2015)

(25) Filing Language:

English

(26) Publication Language:

English

(30) Priority Data:

62/008,056

5 June 2014 (05.06.2014)

US

(71) Applicant: **VISIBLE WORLD, INC.** [US/US]; 460 West 34th Street, New York, New York 10001 (US).(72) Inventors: **MARCUS, Claudio**; 392 Maple Street, Andover, New Hampshire 03216 (US). **HABERMAN, Seth**; 1 West 85th Street, Apt. 11C, New York, New York 10024 (US).(74) Agent: **BANNISTER, Trevor L.**; Pepper Hamilton LLP, Suite 5000, 500 Grant Street, Pittsburgh, Pennsylvania 15219-2507 (US).(81) Designated States (*unless otherwise indicated, for every kind of national protection available*): AE, AG, AL, AM, AO, AT, AU, AZ, BA, BB, BG, BH, BN, BR, BW, BY, BZ, CA, CH, CL, CN, CO, CR, CU, CZ, DE, DK, DM, DO, DZ, EC, EE, EG, ES, FI, GB, GD, GE, GH, GM, GT, HN, HR, HU, ID, IL, IN, IR, IS, JP, KE, KG, KN, KP, KR, KZ, LA, LC, LK, LR, LS, LU, LY, MA, MD, ME, MG, MK, MN, MW, MX, MY, MZ, NA, NG, NI, NO, NZ, OM, PA, PE, PG, PH, PL, PT, QA, RO, RS, RU, RW, SA, SC, SD, SE, SG, SK, SL, SM, ST, SV, SY, TH, TJ, TM, TN, TR, TT, TZ, UA, UG, US, UZ, VC, VN, ZA, ZM, ZW.(84) Designated States (*unless otherwise indicated, for every kind of regional protection available*): ARIPO (BW, GH, GM, KE, LR, LS, MW, MZ, NA, RW, SD, SL, ST, SZ, TZ, UG, ZM, ZW), Eurasian (AM, AZ, BY, KG, KZ, RU, TJ, TM), European (AL, AT, BE, BG, CH, CY, CZ, DE, DK, EE, ES, FI, FR, GB, GR, HR, HU, IE, IS, IT, LT, LU, LV, MC, MK, MT, NL, NO, PL, PT, RO, RS, SE, SI, SK,

[Continued on next page]

(54) Title: METHODS, SYSTEMS, AND COMPUTER-READABLE MEDIA FOR DETERMINING OUTCOMES FOR PROMOTIONAL DIGITAL ON-SCREEN GRAPHICS

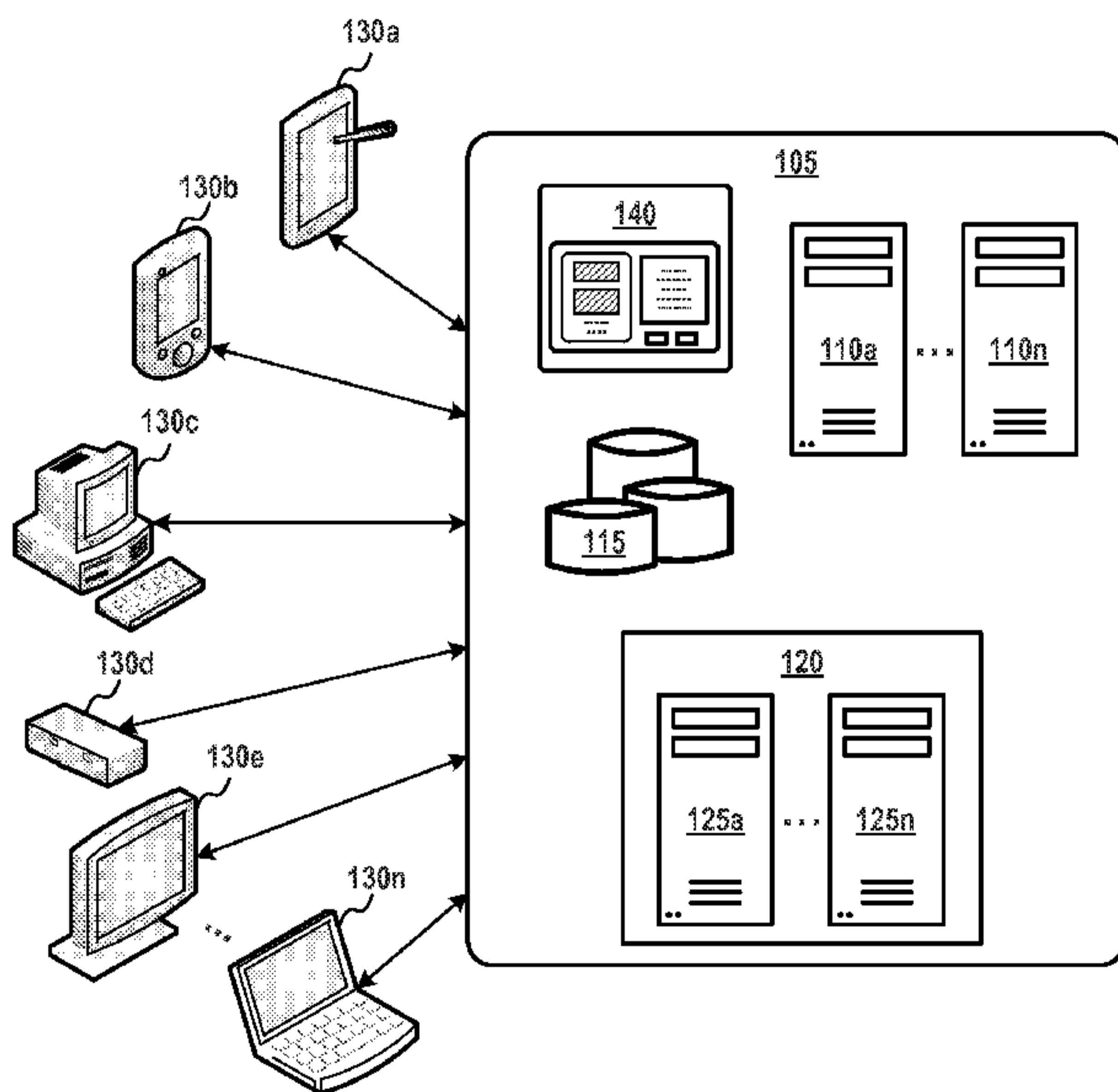


FIG. 1

(57) Abstract: Systems and methods for determining outcomes for promotional messages presented to viewers using digital on-screen graphics are described. A service provider may present digital on-screen graphics on content presentation devices, which may be detected by an outcome management system. The digital on-screen graphic may be displayed in association with a primary content offering, such as a television program. The outcome management system may monitor content presentation devices, including those exposed to the digital on-screen graphic, to determine the effectiveness of the digital on-screen graphic. For instance, the outcome management system may determine whether content presentation devices exposed to the digital on-screen graphic subsequently accessed a content offering promoted therein.

WO 2015/188123 A1



SM, TR), OAPI (BF, BJ, CF, CG, CI, CM, GA, GN, GQ, GW, KM, ML, MR, NE, SN, TD, TG). **Published:**

— *with international search report (Art. 21(3))*

**METHODS, SYSTEMS, AND COMPUTER-READABLE MEDIA FOR
DETERMINING OUTCOMES FOR PROMOTIONAL DIGITAL ON-SCREEN
GRAPHICS**

CROSS-REFERENCE TO RELATED APPLICATIONS

[0001] This application claims the benefit of U.S. Provisional Application No. 62/008,056, entitled “Method and System to Measure the Effectiveness of TV Program Promotion Products” and filed on June 5, 2014, the contents of which are incorporated by reference in their entireties as if fully set forth herein.

FIELD OF INVENTION

[0002] The present invention generally relates to determining the effectiveness of the distribution of content to consumers and, more specifically, to determining the effectiveness of advertisements or other promotions presented using digital on-screen graphics on content presentation devices, such as a television.

BACKGROUND

[0003] The use of digital on-screen graphics have experienced widespread adoption and use by media network operators. A typical digital on-screen graphic includes a digital graphical element embedded in or overlaid on a main content offering, such as a television program (commonly referred to as a “bug”). Initially, digital on-screen graphics were used by broadcast television network providers to identify the particular network. For example, broadcast television networks may include a digital on-screen graphic in the form of symbol or name of the network overlaid over a portion of the main content offering, such as the portion displayed on the lower-right corner of a television screen. Eventually, digital on-screen graphics evolved to include promotional content, animated graphics, and video.

[0004] In general, such digital on-screen graphics represent a form of permanent visual identification that aims to increase brand recognition of the networks and their

programming. Digital on-screen graphics are generally displayed within the context of the programming and also operate to identify the source of programming and promoted programs even when the content is viewed on a time-shifted basis, such as content recorded using a personal video recorder (for example, a PVR or DVR).

[0005] Content providers and media network operators use digital on-screen graphics to present advertisements and program promotion advertising to promote available programming. A challenge for advertisers, such as program promotion advertisers, is measuring the effectiveness of the advertisements. According to conventional technology, effectiveness may only be determined based on sampling data and test groups. This is an inefficient and error-prone process. As such, program promotion advertisers are not able to accurately realize the effect of their advertisements on content viewers. In this type of environment, content providers and media network operators are not able to take advantage of successful advertising and promotional efforts implemented using digital on-screen graphics or avoid ineffective digital on-screen graphic advertisements that do not persuade viewers to watch the promoted programs, purchase products, or the like. Accordingly, it would be beneficial to provide a method for determining the outcome of a digital on-screen graphic-based program promotion or other type of advertising campaign in an automated, efficient manner that is able to, among other things, capture which advertisements are watched by which viewers and compare this information with which programs are watched by the same viewers and/or which products are purchased by consumers.

SUMMARY

[0006] This disclosure is not limited to the particular systems, devices and methods described, as these may vary. The terminology used in the description is for the purpose of describing the particular versions or embodiments only, and is not intended to limit the scope.

[0007] In an embodiment, a system for determining at least one outcome of at least one digital on-screen graphic promoting at least one promoted content offering may include a processor and a non-transitory, computer-readable storage medium in operable communication with the processor. The computer-readable storage medium may contain one or more programming instructions that, when executed, cause the processor to receive graphic information associated with the at least one digital on-screen graphic, the graphic information including promoted content information indicating the at least one promoted content offering being promoted via the at least one digital on-screen graphic, receive graphic presentation information indicating a presentation of the at least one digital on-screen graphic on at least one content presentation device, receive post-presentation information indicating content offerings presented via the at least one content presentation device following the presentation of the at least one digital on-screen graphic, generate outcome information based on the post-presentation information, the outcome information indicating whether the at least one promoted content offering is included in the content offerings, and determine the at least one outcome based on the outcome information.

[0008] In an embodiment, a computer-implemented method for determining at least one outcome of at least one digital on-screen graphic promoting at least one promoted content offering may include, by a processor receiving graphic information associated with the at least one digital on-screen graphic, the graphic information including promoted content information indicating the at least one promoted content offering being promoted via the at least one digital on-screen graphic, receiving graphic presentation information indicating a presentation of the at least one digital on-screen graphic on at least one content presentation device, receiving post-presentation information indicating content offerings presented via the at least one content presentation device following the presentation of the at least one digital on-screen graphic, generating outcome information based on the post-presentation

information, the outcome information indicating whether the at least one promoted content offering is included in the content offerings, and determining the at least one outcome based on the outcome information.

[0009] In an embodiment, a computer-readable storage medium having computer-readable program code configured to determine at least one outcome of at least one digital on-screen graphic promoting at least one promoted content offering may include computer-readable program code configured to receive graphic information associated with the at least one digital on-screen graphic, the graphic information including promoted content information indicating the at least one promoted content offering being promoted via the at least one digital on-screen graphic, computer-readable program code configured to receive graphic presentation information indicating a presentation of the at least one digital on-screen graphic on at least one content presentation device, computer-readable program code configured to receive post-presentation information indicating content offerings presented via the at least one content presentation device following the presentation of the at least one digital on-screen graphic, computer-readable program code configured to generate outcome information based on the post-presentation information, the outcome information indicating whether the at least one promoted content offering is included in the content offerings, computer-readable program code configured to determine the at least one outcome based on the outcome information.

BRIEF DESCRIPTION OF THE FIGURES

[0010] FIG. 1 depicts an illustrative outcome management system according to some embodiments.

[0011] FIG. 2 depicts a flow diagram of presenting a promotional graphic at a content presentation device according to some embodiments.

[0012] FIG. 3 depicts a flow diagram for an illustrative method of presenting a promotional graphic according to some embodiments.

[0013] FIG. 4 depicts a block diagram of illustrative internal hardware that may be used to contain or implement program instructions according to an embodiment.

DETAILED DESCRIPTION

[0014] In this disclosure, where an element or component is said to be included in and/or selected from a list of recited elements or components, it should be understood that the element or component can be any one of the recited elements or components and can be selected from a group consisting of two or more of the recited elements or components. Further, it should be understood that elements and/or features of a composition, an apparatus, a system, and/or a method described herein can be combined in a variety of ways without departing from the spirit and scope of the present teachings, whether explicit or implicit herein.

[0015] The use of the terms “include,” “includes,” “including,” “have,” “has,” or “having” should be generally understood as open-ended and non-limiting unless specifically stated otherwise. As used in this document, the term “comprising” means “including, but not limited to.”

[0016] The use of the singular herein includes the plural (and vice versa) unless specifically stated otherwise. Moreover, the singular forms “a,” “an,” and “the” include plural forms unless the context clearly dictates otherwise. In addition, where the use of the term “about” is before a quantitative value, the present teachings also include the specific quantitative value itself, unless specifically stated otherwise.

[0017] It should be understood that the order of steps or order for performing certain actions is immaterial so long as the present teachings remain operable. Moreover, two or more steps or actions may be conducted simultaneously.

[0018] The terminology used in the description is for the purpose of describing the particular versions or embodiments only, and is not intended to limit the scope.

[0019] The described technology generally relates to systems, methods, and computer readable media for determining outcomes for promotional messages presented to viewers using digital on-screen graphics. A digital on-screen graphic may generally include any type of graphical object that may be embedded in, overlaid over, or otherwise displayed with a primary content offering. For example, a digital on-screen graphic may include a symbol of a broadcast network overlaid over a portion of a broadcasted television program (i.e., the primary content offering) (commonly referred to as a “bug”). In another example, a digital on-screen graphic may include a banner displayed over a portion of the television screen during a presentation of a television program, movie, or other content offering. The digital on-screen graphic may include various forms of content (or “graphical elements”), including, without limitation, video, animation, text, pictures, audio, and any combination thereof. The digital on-screen graphic may be embedded in, overlaid over, displayed in, or otherwise presented in combination with the primary content offering using techniques known to those having ordinary skill in the art. For instance, the digital on-screen graphic may be formed as part of the television network play-out stream for the primary content offering.

[0020] A promotional message may generally include an advertisement or other marketing messaging promoting a product, service, content, or the like. In some embodiments, a promotion message may be an advertisement configured to promote one or more content components, such as a television program, a website, a radio station, or the like (a “content promotional message”). In some embodiments, one or more promotional messages may be presented using a digital on-screen graphic (“promotional graphic”).

[0021] In some embodiments, a promotion outcome management system (“outcome management system”) may be configured to monitor promotional graphics and viewer interaction with the subject of the associated promotion, such as a product, service, or content (“promotion subject”). In some embodiments, a promotional graphic may include a targeted promotional graphic targeted specifically for one or more segments of available content presentation devices based on one or more characteristics associated therewith.

[0022] The outcome management system may be configured to, among other things, execute a promotion outcome management application (“outcome management application”) configured to perform various functions described according to some embodiments herein to determine the outcome of promotional graphics and/or to process and/or report information relating thereto. In some embodiments, the management application may generate, receive, or otherwise access graphic information associated with a promotional graphic, including information relating to the promotion subject that is being promoted via the promotional graphic. In some embodiments, the management application may generate, receive, or otherwise access graphic presentation information indicating whether a promotional graphic has been presented on a content presentation device, as well as any related contextual information, such as time of the presentation, the primary content offering, other content offerings consumed, or the like. The graphic presentation information may include impression records having various record elements relating to presentation of a promotional graphic and/or the primary content offering. Illustrative and non-restrictive examples of record elements include a device identifier, date and time indicators, a content identifier of the primary content offering, a network element configured to indicate which network the content presentation device belongs to, an owner element configured to indicate an owner, subscriber, or the like associated with the content presentation device and/or media

network account, metadata, and any other type of record element that may be used according to embodiments provided herein.

[0023] In some embodiments, the management application may generate, receive, or otherwise access post-presentation information indicating content offerings presented on a content presentation device following the presentation (“exposure”) of a promotional graphic. In some embodiments, the post-presentation information may be used to generate outcome information indicating whether a viewer watched or otherwise interacted with (for instance, recorded using a DVR, streamed via VOD on the same or a different device, or the like) a content offering that was the promotion subject of a promotional graphic accessed by the content presentation device.

[0024] In some embodiments, the management application may generate and/or receive target information associated with an audience and/or content presentation devices thereof that includes data about the audience, such as demographic information, content interaction preferences and/or history (i.e., television content viewing history), or the like. In some embodiments, the graphic management application may be executed by the outcome management system, content presentation devices, and/or computing devices associated with a service provider and/or content originator.

[0025] Although advertisers and advertising content may be used in examples in this disclosure, embodiments are not so limited, as any type and form of content capable of operating according to embodiments is contemplated herein. In addition, although content promotion subjects are used as illustrative examples herein, embodiments are not so limited, as any promotion subject, such as a product or service, that may be used according to some embodiments is contemplated herein.

[0026] Content may generally include any type of data, information, media, graphics, visible elements, or the like that may be expressed through a medium. Illustrative

mediums may include visual mediums such as television, and broadcast, cable, satellite, and/or network (e.g., the Internet) or streaming forms thereof. Examples of content may include, but are not limited to, video, audio, movies, video games, television and radio programs, commercials, websites, images, photographs, text, electronic or digital documents, information feeds, streaming media, social media, social networks, and/or combinations thereof. In some embodiments, content may include an advertisement, such as a television advertisement or an online advertisement including, without limitation, website advertisements, Internet advertisements, search engine marketing (SEM), social media marketing, and mobile device advertising. A digital on-screen graphic may include content. For example, a digital on-screen graphic may be formed from graphic elements (i.e., pictures, images), video, text, or the like. In general, a digital on-screen graphic may include a particular form of content that is presented along with a primary content offering.

[0027] The content may be distributed or broadcast by a service provider to various content presentation devices, with or without digital on-screen graphics. A service provider may generally include any type of entity or structure capable of providing content assets to a content presentation device. For instance, the service provider may include a media network operator, a television broadcast network, a cable television network, a satellite television network, an internet service provider (ISP), a computing device advertising network, a media distribution network, a cloud computing network, a local area network (LAN), a wide area network (WAN), a terrestrial network, a mobile network, and/or any combination thereof. Television networks may include standard definition (SD) and high definition (HD) networks.

[0028] In some embodiments, the outcome management system may be configured to operate across physical device platforms, networks, and/or service providers simultaneously. For example, content and digital on-screen graphics may be managed by the

outcome management system in association with set-top-boxes over a cable television system, mobile computing devices using standard network communication protocols (for instance, Ethernet or Wi-Fi) over an Internet service provider network, and/or to smart phone devices or other mobile computing devices over standard telecommunication protocols (for instance, 3G, 4G, LTE, or the like).

[0029] A content presentation device may generally include any device now known to those having ordinary skill in the art or developed in the future that is capable of presenting content to a viewer or other type of content consumer. Non-limiting examples of content presentation devices include televisions, smart televisions, laptops, personal digital assistants (PDAs), tablet computing devices, smartphones, personal computers (PCs), display monitors or terminals, radios, audio devices, speakers, headphones, haptic devices, electronic reading devices (“e-readers”), light emitting diode (LED) devices, organic LED (OLED) devices, wearable screens, set-top-boxes, satellite receivers, video-on-demand (VOD) receivers, content receivers (e.g., Apple TV® manufactured by Apple Inc. of Cupertino, California, United States; Roku® manufactured by Roku, Inc. of Saratoga, California, United States), digital video recorders (DVRs), personal video recorders (PVRs), hard drives, flash drives, storage servers, digital video disc (DVD) devices, Blu-ray™ devices, or the like. A recipient, viewer, audience member, or the like may generally include an individual viewing, watching, listening to, consuming, recording, streaming, or otherwise interacting with content using a content presentation device.

[0030] A content originator may include any entity capable of providing content and/or digital on-screen graphics. A content originator may include any type of content developer known to those having ordinary skill in the art, such as an advertiser, an advertising agency, a television studio or broadcast network, a radio channel, a website provider, a VOD service, a content storage and delivery service, or the like.

[0031] In some embodiments, a content originator may generate campaign information relating to an advertising schedule or campaign, campaign goals, and/or campaign restraints. A campaign may generally refer to one or more content presentations (e.g., “creatives”) related to a particular product, service, content offering, and/or generally related by a common idea or theme. For instance, an advertiser may define a target audience along with a target level of viewership over a specified period of time. In addition, an advertiser may set constraints against where or when their advertisement content assets may be distributed (or “play out”). For example, an advertiser may not want an advertisement to play out on children’s networks, overnight, or in a specific market or zone. An advertiser may be an external advertiser or may be a service provider promoting programming or other products. Goals may be defined using various types of goals known in the art, such as a target number of impressions against a specific audience (for example, 1,000,000 impressions from adults age 18-49) for a specific time period (for example, a campaign set to run over a two-week period). Goals may be stated in terms of measurable viewership metrics that can be used as collected to adjust goals over the course of the campaign. In an example having a 1,000,000 impressions goal over a two-week campaign, if after the first week, 200,000 impressions had been delivered, the goal for the second week would be 800,000 impressions.

[0032] In some embodiments, the outcome management system may enable the measurement of the effectiveness of digital on-screen graphics based on the detection of device-level exposure of promotional messages within network programming video content, independent of the content on the device being viewed live or in time-shifted mode (such as when viewing via VOD or a PVR). The capture of necessary information regarding the digital on-screen graphics used to promote specific programs, a log file derived from an integrated play-out system used by the television network may be accessed and parsed to obtain relevant graphic information, including metadata indicating the type of digital on-

screen graphic, the name or other identifier of the digital on-screen graphic, the related program being promoted, the network and program in which the digital on-screen graphic was embedded for play-out, play-out date and time(s) associated with the use of the digital on-screen graphic, or the like. In some embodiments, graphic information or other metadata may be accessed from the play-out system or a third-party programming data source, such as from Tribune Media Services (TMS), which may include the genre(s) of the program being promoted, the genre(s) of the program in which the digital on-screen graphic was embedded into play-out, or other information relating to the primary content offering associated with a promotional graphic.

[0033] In some embodiments, detection of device-level exposure of the digital on-screen graphics may include the outcome management system using automated content recognition of the underlying program and the timing of the digital on-screen graphic(s) relative to the related program timing on any individual device. The outcome management system may keep track of which content presentation devices were detected presenting the underlying program at the time of the digital on-screen graphic(s), which, for example, may be stored or used as graphic presentation information. The outcome management system may also use a device-level automated content recognition (ACR) of the promoted program to determine which devices viewed the promoted program.

[0034] In some embodiments, the outcome management system may perform, generate, receive, or otherwise access the results of one or more database queries, data matching and classification procedures, as well as various analytic calculations to generate outcome information including, without limitation, how many devices were exposed to any given promotional graphic and/or those related to the same program promotion campaign, how many times and the related timing that each device was exposed to the promotional graphic associated with any given program promotion campaign. In some embodiments, the

management system may perform and/or receive the results of a series of analytic calculations that determine what proportion of the devices that detected viewing of the promoted program were exposed to promotional graphics for the related program promotion campaign, corresponding program viewing conversion rates for various subsets of types, frequencies and timing of exposure to digital on-screen graphics for the each program promotion campaign, and/or the like. In some embodiments, the management system may also perform and/or access the results of advanced forms of analytic procedures such as machine learning or attribution modeling to enable a deeper understanding of which combinations of exposures to digital on-screen graphics produced the most effective program viewing conversion rates. In some embodiments, the management system may operate to combine device-level information regarding exposure to program promotion advertising with device-level exposure of digital on-screen graphics to gain insights into the related impact on promoted program viewing.

[0035] In some embodiments, the management system may include and/or be embedded within a system that automatically delivers timely information regarding the relative effectiveness of using digital on-screen graphics to drive program viewing, either stand alone or in conjunction with the use of other forms of program promotion including, without limitation, on-screen, cross-channel, paid program promotion ads, digital, social, and other forms of related program promotion.

[0036] In some embodiments, the management system may be used with a variety of digital on-screen graphics used to promote program viewing, including but not limited to exposures on linear television viewing, time-shifted television viewing such as when using VOD and PVRs, as well as online video, for example, when viewing takes place on devices enabled with the ability to detect the exposure of digital on-screen graphics. For the

purposes of describing some embodiments herein, linear television exposures of digital on-screen graphics may be used as one non-limiting example of promotional graphic exposure.

[0037] In some embodiments, the presentation of promotional graphics may involve the use of device-level viewing data associated with unique identifiers of the content presentation devices (“device identifiers”). In some embodiments, the device identifiers may include hashed, encrypted, or otherwise processed content process device identifiers. In this manner, the outcome management system may be able to target viewers and/or receive viewers without using any personally identifiable information (PII), for example, to ensure proper consumer-privacy compliance. Device-level viewing data may be used to identify and/or classify content presentation devices according to various characteristics, such as prior viewers of programs and genres within a time-frame, or even current viewers of a specific program or genre. For examples, a television that has tuned into sports-related programming may be classified as having an interest in sports. In another example, a mobile computing device used to stream on-demand video content relating to action movies may be classified as having an interest in action movies. In some embodiments, the device-level viewing data may be corresponded with service provider subscriber account or profile information to identify viewers (including anonymous identification), accounts, or the like.

[0038] In some embodiments, detection of device-level exposure of primary content offerings associated with the presentation of promotional graphics may include determining which content has been viewed by a content presentation device and matching that information with which content has been associated with digital on-screen graphics. In some embodiments, detection of device-level exposure of primary content offerings may be implemented using automated content recognition (ACR) of the underlying program and the related expected timing of the promotional graphic(s) relative to the related program timing on a content presentation device. In some embodiments, the expected timing associated with

each presentation of a digital on-screen graphic may be derived from graphic presentation information provided by a service provider relating to the presentation of digital on-screen graphics. For example, the graphic presentation information may include an integrated play-out system log file that generates a record of all individual video and graphics that are composited to form part of a television network play-out stream.

[0039] In some embodiments using ACR, the detected automated content recognition of the program is used to determine the device-level timing relative to the expected on-screen distribution feed. Once the device-level timing for the program is determined, the expected timing of the digital on-screen graphic(s) may be used to determine whether a user has viewed a promotional graphic.

[0040] Although some embodiments may be configured to determine presented content offerings and/or promotional graphics using ACR features, embodiments are not so limited, as any technology capable of recognizing content and/or graphics according to some embodiments is contemplated herein. For instance, presentation of content offerings and/or promotional graphics may be determined based on clickstream information, such as clickstream information configured to track user activities on a television, set top box, computing device, or the like. The user activities may be tracked using various methods known to those having ordinary skill in the art, such as through logging key presses on a remote control, keyboard, and/or a computing device configured to operate a content playback device. According to some embodiments, content accessed through an Internet protocol (IP) platform, such as through a computing device and/or Smart TV, may use a pixel-based tracking application for tracking content promotion messages and/or content components. In some embodiments, program guide information, VOD information, metadata associated with the content, or the like may be used.

[0041] In some embodiments, a campaign management application may be used for defining, planning, and measuring campaigns involving targeted promotional graphics. The campaign management application may allow users, such as advertisers and marketers, to define viewer target segments based on past or present viewing behavior, as well as to associate specific targeted o graphic overlays to any given segment for a campaign, such as a program promotion campaign. The campaign management application may also deliver timely information regarding the relative effectiveness of using digital on-screen graphics to drive program viewing, either stand alone or in conjunction with the use of other forms of program promotion, including, without limitation, on-screen, cross-channel and paid program promotion ads and digital, social and other forms of related program promotion. In some embodiments, the campaign management application may be in communication with the management application. In some embodiments, the campaign management application is a component, module, program, or other element of the management application.

[0042] The methods and systems described according to some embodiments can be used with a variety of digital on-screen graphics used to promote program viewing, including but not limited to, exposures on linear television viewing, time-shifted television viewing via VOD and/or PVRs, online or streaming video using mobile computing devices, for example, when viewing takes place on devices enabled with the ability to detect the exposure of programming associated with digital on-screen graphics. Although linear television programming may be used in examples herein, embodiments are not so limited as any type of content presentation and/or consumption capable of operating according to some embodiments is contemplated herein.

[0043] FIG. 1 depicts an illustrative outcome management system according to some embodiments. As shown in FIG. 1, a service provider **105** may be configured to distribute content to various content presentation devices **130a-n**. For example, the service

provider **105** may be a cable television provider configured to distribute television programs and advertisements to subscriber set-top boxes **130d** and/or televisions **130e** and/or to stream VOD content to mobile computing devices **130a**, **130n** and smart phones **130b**. The service provider **105** may include service provider computing devices **110a-n** and may be in communication with service provider databases **115**, which may include one or more of graphic information, graphic presentation information, post-presentation information, and/or outcome information. In some embodiments, the service provider databases **115** may include third-party databases, such as content databases and/or audience information.

[0044] The service provider **105** may be in communication with a content originator, such as an advertiser. In some embodiments, the service provider **105** may include and/or may be a content originator (for example, when promoting service provider **105** content). The content originator may transmit or otherwise make a promotional graphic **140** available to the service provider **105** for distribution to the content presentation devices **130a-n** to be presented with a primary content offering, such as a television program.

[0045] In some embodiments, the service provider **105** may generate and/or provide the promotional graphic **140** based on campaign information for an advertising and/or promotional campaign. An outcome management system **120** may be in communication with the content provider **105** and may include management system computing devices **125a-n**, such as server computing devices configured to store information and/or perform functions described according to some embodiments herein. Although the outcome management system **120** is depicted as being a component of the service provider **105** in FIG. 1, embodiments are not so limited, as the outcome management system may be a separate component. In some embodiments, the content presentation devices **130a-n** may include and/or be an outcome management system **120**, for example, executing the management application.

[0046] The outcome management system **120** may be configured to determine and/or receive graphic presentation information, for example, based on information received from and/or detected from the content presentation devices **120a-n** and/or the service provider **105**. For instance, the content presentation devices **120a-n** and/or the server devices **110a-n**, **125a-n** may be configured to detect the content being presented thereon, such as through the use of ACR and/or by monitoring accessed content (for instance, using program guide information, VOD information, metadata associated with the content, or the like). The graphic information may include information associated with the promotional graphic, such as historical presentation information, future presentation information, associated primary content offerings, targeted device, target viewers, promotion subject, presentation frequency, insertion times, historical exposure rate, historical outcome information associated therewith, or the like.

[0047] The promotion graphic **140** may be presented to one or more of the content presentation devices **130a-n** one or more times. The management application **120** may receive graphic presentation information indicating a presentation of the promotional graphic **140** at a content presentation device **130a-n**. The graphic presentation information may also include presentation context, such as other content offerings accessed by the content presentation device **130a-n**, exposure characteristics (i.e., frequency of exposure, order of exposure in relation to other promotional graphics), and the like. Post-presentation information may be generated by monitoring the activity of the content presentation devices **130a-n** after exposure to the promotional graphic **140**. The post-presentation information may include content offerings accessed by a content presentation device **130a-n** following the presentation of one or more promotional graphics **140**. The post-presentation information may also include any other information relating to activity of a content presentation device **130a-n** and/or the service provider (i.e., change to program lineup, offering of new programs,

modifications to advertising rates, duration, frequency, or the like), including duration and/or frequency of content consumption, genres of content consumption, activity of devices related to viewer, or the like.

[0048] The management application **120** may generate outcome information based on the post-presentation information and, for example, the graphic presentation information and/or the graphic information. The outcome information may indicate the effectiveness of the promotional graphic **140**. For instance, the outcome information may indicate whether a viewer that accessed a promotional graphic **140** promoting program A watched program A. In another instance, the outcome information may indicate the rate at which viewers that were exposed to a promotional graphic **140** promoting program A actually watched, recorded, streamed, or otherwise interacted with program A.

[0049] FIG. 2 depicts a flow diagram of presenting a promotional graphic at a content presentation device according to some embodiments. As shown in FIG. 2, a content presentation device **205** may be presenting a primary content offering **240a**. A content detection component, which may be or may include an ACR component, may detect which particular content **240a** and/or which time point of the content is being presented via the content presentation device **205** (“content presentation information”). The content detection component may operate on a content presentation device **205** and/or a computing device associated or nearby a content presentation device (for instance, a smart phone adjacent to the content presentation device). An outcome management system **210** may receive graphic presentation information **225** responsive to a promotional graphic **220** being detected as being displayed on the content presentation device **205**. The outcome management system **210** may access graphic information **245** associated with the promotional graphic **220** including, for instance, information relating to a program being promoted through the promotional graphic, broadcast time, frequency information, or the like. The management system **210** may store

the graphic information **245** and/or the graphic presentation information **225** in a database **260**.

[0050] After the content presentation device **205** has been exposed to the promotional graphic **220** (indicated by dashed line **A**), content offerings **240b-n** and other activity by the content presentation device **205** may be obtained as post-presentation information **230**. The post-presentation information **230** may be used by the management system **210**, alone or in combination with other information, such as the graphic information **245**, the graphic presentation information **225**, and/or third-party information, to generate outcome information **255** indicating the outcome, effectiveness, or other results of the promotional graphic **220**. In some embodiments, the promotion subject may be a product or service (i.e., a non-content promotion) and the post-presentation information **230** may include sales data or other information relating to the product or service promotion subject. For example, a product supplier may provide sales information relating to a product promoted using a promotional graphic **220** to the management system **210** to determine outcome information **255**. In another example, a product supplier, advertiser, marketer, or the like may access the graphic information **245**, the graphic presentation information **225** to use to determine the effectiveness of an advertising campaign for a product or service.

[0051] According to some embodiments, the outcome information **255** may be used to adapt a promotional campaign based on user interaction with the content. For example, the real-time or substantially real time information may indicate to a content originator associated with a campaign that users are responding more favorably to a first promotional graphic than a second promotional graphic. The content originator may modify the second promotional graphic to match certain characteristics of the first promotional graphic and/or increase the use of the first promotional graphic and decrease the use of the second promotional graphic.

[0052] FIG. 3 depicts a flow diagram for an illustrative method of presenting a promotional graphic according to some embodiments. Promotional graphic information may be accessed **305** by the content management system. For example, an integrated play-out system log file or other informational file may be loaded to extract relevant information, such as metadata, about a television program promotion graphic. The integrated play-out system log file may generate and/or include a record of all individual video and graphics that are composited to form part of a television network play-out stream

[0053] The outcome management system may determine promotional or graphic information **310**. For example, the management system may use relevant television program promotion graphics metadata to determine what program is being promoted, as well as where and when the exposure is scheduled to take place. For example, television program promotion graphic “A” that promotes program “X” is scheduled to air within program “Y” at “Z” minutes/seconds into the program with a scheduled duration of “N” minutes/seconds. The outcome management system may detect **315** exposure to a promotional graphic by a content presentation device. For instance, the outcome management system may use automated content recognition of the primary content offering (i.e., underlying program) associated with the timing of the promotional graphics relative to the related program timing on any individual enabled content presentation device. In some embodiments, although there may be latency between the television network play-out and a device viewing stream, the contextual timing of the television program promotion graphics may still relate to that of the primary content offering in which the graphic is featured. Post-presentation information may be detected **320**. In some embodiments, the outcome management system and/or the service provider may detect post-presentation activity. In some embodiments, a content presentation device may monitor and detect post-presentation activity and may report or otherwise allow access to such information.

[0054] The outcome management system may perform **325** analytics using the outcome information, graphic information, graphic presentation information, and/or post-presentation information alone or in combination with various other data sources, such as third-party databases.

[0055] Analytics may be performed **325** relating to the promotional graphics and/or the consumption thereof or any resulting outcomes (i.e., change in viewership for a promoted content offering). In some embodiments, the outcome management system, a content originator, a service provider, an advertiser, and/or a marketer may conduct a series of analytics to provide context for the promotional graphics, assess the level of exposure and conversion to program viewing, and generate relevant report metrics. Such analytics may include how many devices were exposed to any given promotional graphic as well as those related to the same program promotion campaign, how many times and the related timing that each device was exposed to the promotional graphics associated with any given campaign, what proportion of the devices that detected viewing of the targeted promoted program were exposed to promotional graphics for the related program promotion campaign, as well as the corresponding program viewing conversion rates for various subsets of types, frequencies and timing of exposure to targeted on-screen graphics for the each program promotion campaign. Additional analytics may include a comparison of the relative effectiveness of using promotional graphics, for instance, relative to original promotional forms, for example, in terms of related impact on program viewing.

[0056] Reports relating to the promotional graphics and/or the analytics may be delivered **330**, for example, to a content originator, an advertiser, a marketer, and/or a service provider. For instance, reports may be delivered via physical or electronic means the relevant reporting information associated with the program viewing or other marketing (for example, product sales) impact of the promotional graphics.

[0057] FIG. 4 depicts a block diagram of exemplary internal hardware that may be used to contain or implement program instructions, such as the modules and/or process steps discussed above in reference to FIGS. 1-3. A bus **400** serves as the main information highway interconnecting the other illustrated components of the hardware. CPU **405** is the central processing unit of the system, performing calculations and logic operations required to execute a program. CPU **405** is an exemplary processing device, computing device or processor as such terms are using in this disclosure. Read only memory (ROM) **410** and random access memory (RAM) **415** constitute exemplary memory devices.

[0058] A controller **420** interfaces with one or more optional memory devices **425** to the system bus **400**. These memory devices **425** may include, for example, an external or internal DVD drive, a CD ROM drive, a hard drive, flash memory, a USB drive or the like. As indicated previously, these various drives and controllers are optional devices.

[0059] Program instructions, software or interactive modules may be stored in the ROM **410** and/or the RAM **415**. Optionally, the program instructions may be stored on a tangible computer readable medium such as a compact disk, a digital disk, flash memory, a memory card, a USB drive, an optical disc storage medium, such as a Blu-ray™ disc, and/or other recording medium.

[0060] An optional display interface **430** may permit information from the bus **400** to be displayed on the display **435** in audio, visual, graphic or alphanumeric format. Communication with external devices may occur using various communication ports **440**. An exemplary communication port **440** may be attached to a communications network, such as the Internet or an intranet. Other exemplary communication ports **440** may comprise a serial port, a RS-232 port, and a RS-485 port.

[0061] The hardware may also include an interface **445** which allows for receipt of data from input devices such as a keyboard **450** or other input device **455** such as a mouse,

a joystick, a touch screen, a remote control, a pointing device, a video input device, and/or an audio input device.

[0062] Computer program logic implementing all or part of the functionality previously described herein may be embodied in various forms, including, but in no way limited to, a source code form, a computer executable form, and various intermediate forms (for example, forms generated by an assembler, compiler, linker, or locator). Source code may include a series of computer program instructions implemented in any of various programming languages (e.g., an object code, an assembly language, or a high-level language such as Fortran, C, C++, JAVA, or HTML) for use with various operating systems or operating environments. The source code may define and use various data structures and communication messages. The source code may be in a computer executable form (e.g., via an interpreter), or the source code may be converted (e.g., via a translator, assembler, or compiler) into a computer executable form.

[0063] The computer program may be fixed in a non-transitory form (for example, a source code form, a computer executable form, an intermediate form, or combinations thereof) in a tangible storage medium, such as a semiconductor memory device (e.g., a RAM, ROM, PROM, EEPROM, or Flash-Programmable RAM), a magnetic memory device (e.g., a diskette or fixed disk), an optical memory device (e.g., a CD-ROM), a PC card (e.g., PCMCIA card), or other memory device. The computer program may be fixed in any form in a signal that is transmittable to a computer using any of various communication technologies, including, but in no way limited to, analog technologies, digital technologies, optical technologies, wireless technologies (e.g., Bluetooth), networking technologies, and internetworking technologies. The computer program may be distributed in any form as a removable storage medium with accompanying printed or electronic documentation (e.g., shrink-wrapped software), preloaded with a computer system (e.g., on system ROM or fixed

disk), or distributed from a server or electronic bulletin board over the communication system (e.g., the Internet or World Wide Web).

[0064] Hardware logic (including programmable logic for use with a programmable logic device) implementing all or part of the functionality previously described herein may be designed using traditional manual methods, or may be designed, captured, simulated, or documented electronically using various tools, such as Computer Aided Design (CAD), a hardware description language (e.g., VHDL or AHDL), or a PLD programming language (e.g., PALASM, ABEL, or CUPL).

[0065] It will further be appreciated that the above-described methods and procedures may be provided using the systems disclosed herein, or on other types of systems. The methods and procedures, unless expressly limited, are not intended to be read to require particular actors or systems performing particular elements of the methods.

[0066] In the preceding specification, the present invention has been described with reference to specific example embodiments thereof. It will, however, be evident that various modifications and changes may be made thereunto without departing from the broader spirit and scope of the present invention. The description and drawings are accordingly to be regarded in an illustrative rather than restrictive sense.

CLAIMS

What is claimed is:

1. A system for determining at least one outcome of at least one digital on-screen graphic promoting at least one promoted content offering, the system comprising:

a processor; and

a non-transitory, computer-readable storage medium in operable

communication with the processor, wherein the computer-readable storage medium contains one or more programming instructions that, when executed, cause the processor to:

receive graphic information associated with the at least one digital on-screen graphic, the graphic information including promoted content information indicating the at least one promoted content offering being promoted via the at least one digital on-screen graphic,

receive graphic presentation information indicating a presentation of the at least one digital on-screen graphic on at least one content presentation device,

receive post-presentation information indicating content offerings presented via the at least one content presentation device following the presentation of the at least one digital on-screen graphic,

generate outcome information based on the post-presentation information, the outcome information indicating whether the at least one promoted content offering is included in the content offerings,

determine the at least one outcome based on the outcome information.

2. The system of claim 1, wherein the graphic information comprises at least one of a type of digital on-screen graphic, an identifier, program being promoted, product being promoted, a network, a primary content offering, presentation date and time.

3. The system of claim 1, wherein the at least one digital on-screen graphic is configured to promote a product or service.

4. The system of claim 1, wherein the graphic presentation information is detected via automated content recognition.

5. The system of claim 1, wherein the at least one content presentation device is configured as at least one of the following: a television, a smart television, a smartphone, a tablet computing device, a set-top-box, an electronic billboard, an electronic reader device, a gaming console, a portable gaming device, a computing device, and a phablet.

6. The system of claim 1, wherein the outcome information indicates an effectiveness of the at least one digital on-screen graphic at increasing playback of the at least one promoted content offering.

7. The system of claim 1, wherein the post-presentation information comprises activity of the at least one content presentation device following the presentation of the at least one digital on-screen graphic, the activity comprising at least one of a duration of content consumption, frequency of content consumption, genres of content consumption, other accessed digital on-screen promotional graphics.

8. A computer-implemented method for determining at least one outcome of at least one digital on-screen graphic promoting at least one promoted content offering, the method comprising, by a processor:

receiving graphic information associated with the at least one digital on-screen graphic, the graphic information including promoted content information indicating the at least one promoted content offering being promoted via the at least one digital on-screen graphic;

receiving graphic presentation information indicating a presentation of the at least one digital on-screen graphic on at least one content presentation device;

receiving post-presentation information indicating content offerings presented via the at least one content presentation device following the presentation of the at least one digital on-screen graphic;

generating outcome information based on the post-presentation information, the outcome information indicating whether the at least one promoted content offering is included in the content offerings; and

determining the at least one outcome based on the outcome information.

9. The method of claim 8, wherein the graphic information comprises at least one of a type of digital on-screen graphic, an identifier, program being promoted, product being promoted, a network, a primary content offering, presentation date and time.

10. The method of claim 8, wherein the at least one digital on-screen graphic is configured to promote a product or service.

11. The method of claim 8, wherein the graphic presentation information is detected via automated content recognition.

12. The method of claim 8, wherein the at least one content presentation device is configured as at least one of the following: a television, a smart television, a smartphone, a tablet computing device, a set-top-box, an electronic billboard, an electronic reader device, a gaming console, a portable gaming device, a computing device, and a phablet.

13. The method of claim 8, wherein the outcome information indicates an effectiveness of the at least one digital on-screen graphic at increasing playback of the at least one promoted content offering.

14. The method of claim 8, wherein the post-presentation information comprises activity of the at least one content presentation device following the presentation of the at least one digital on-screen graphic, the activity comprising at least one of a duration of content consumption, frequency of content consumption, genres of content consumption, other accessed digital on-screen promotional graphics.

15. A computer-readable storage medium having computer-readable program code configured to determine at least one outcome of at least one digital on-screen graphic promoting at least one promoted content offering, the computer-readable program code comprising:

computer-readable program code configured to receive graphic information associated with the at least one digital on-screen graphic, the graphic information including promoted content information indicating the at least one promoted content offering being promoted via the at least one digital on-screen graphic;

computer-readable program code configured to receive graphic presentation information indicating a presentation of the at least one digital on-screen graphic on at least one content presentation device;

computer-readable program code configured to receive post-presentation information indicating content offerings presented via the at least one content presentation device following the presentation of the at least one digital on-screen graphic;

computer-readable program code configured to generate outcome information based on the post-presentation information, the outcome information indicating whether the at least one promoted content offering is included in the content offerings; and

computer-readable program code configured to determine the at least one outcome based on the outcome information.

16. The computer-readable storage medium of claim 15, wherein the graphic information comprises at least one of a type of digital on-screen graphic, an identifier, program being promoted, product being promoted, a network, a primary content offering, presentation date and time.

17. The computer-readable storage medium of claim 8, wherein the at least one digital on-screen graphic is configured to promote a product or service.

18. The computer-readable storage medium of claim 15, wherein the graphic presentation information is detected via automated content recognition.

19. The computer-readable storage medium of claim 15, wherein the outcome information indicates an effectiveness of the at least one digital on-screen graphic at increasing playback of the at least one promoted content offering.

20. The computer-readable storage medium of claim 8, wherein the post-presentation information comprises activity of the at least one content presentation device following the presentation of the at least one digital on-screen graphic, the activity comprising at least one of a duration of content consumption, frequency of content consumption, genres of content consumption, other accessed digital on-screen promotional graphics.

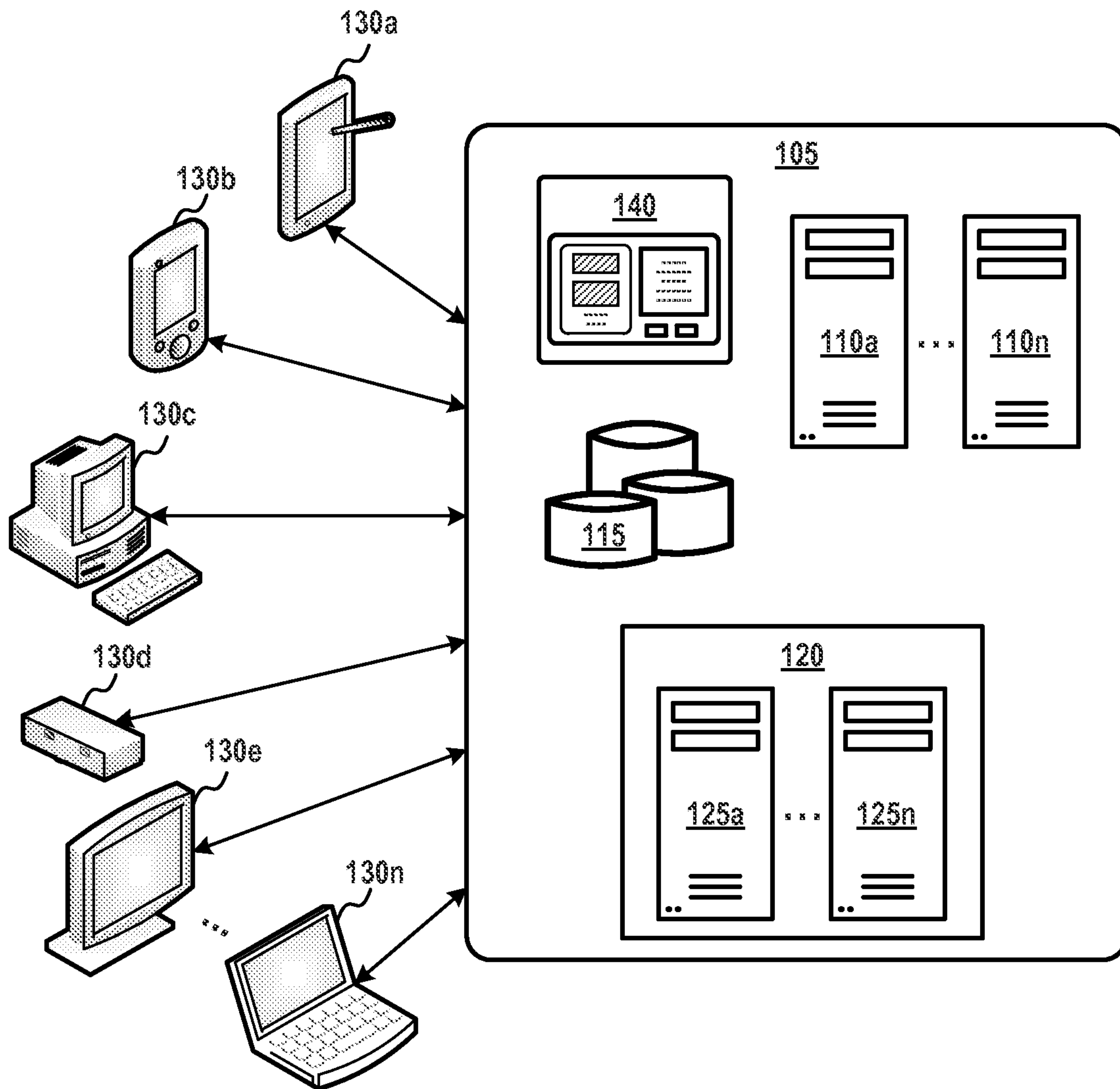


FIG. 1

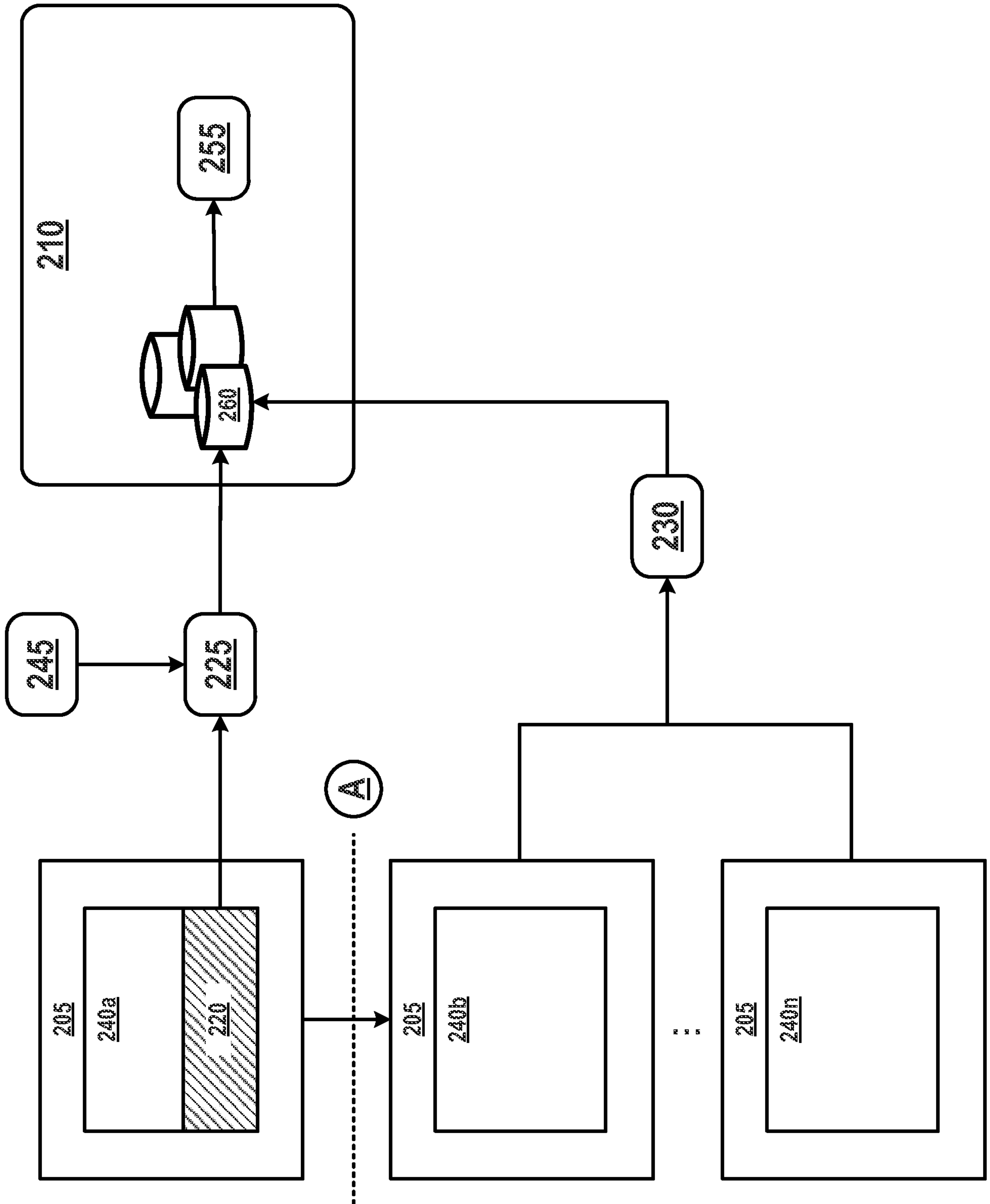


FIG. 2

3/4

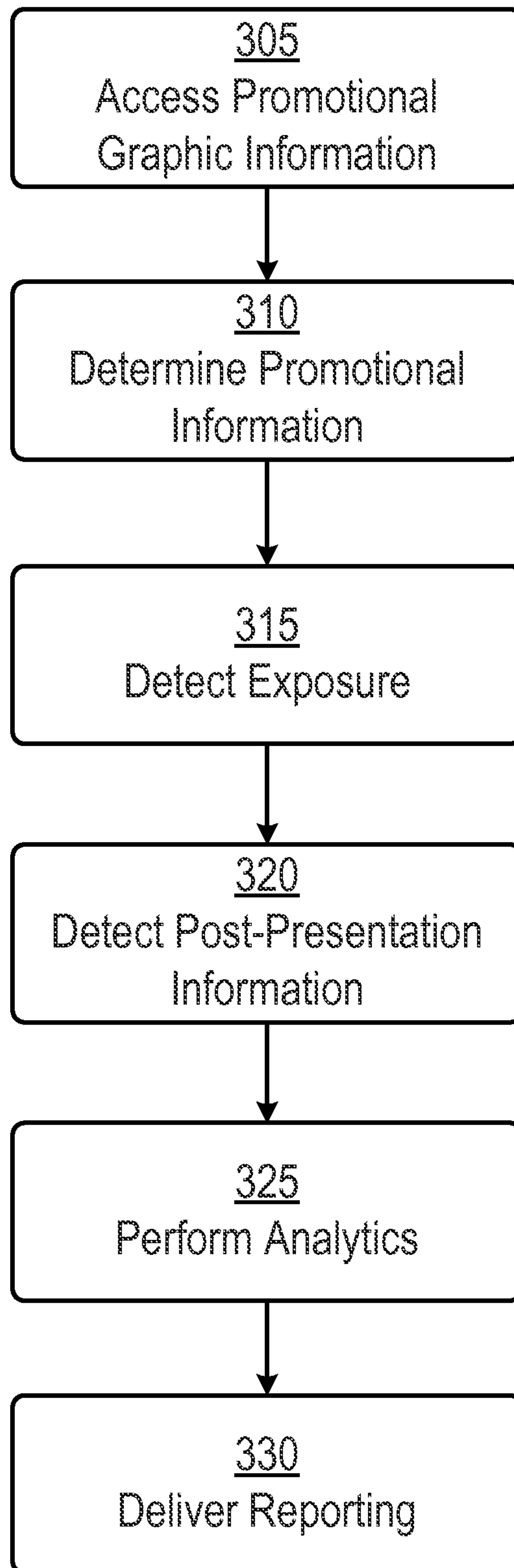


FIG. 3

4/4

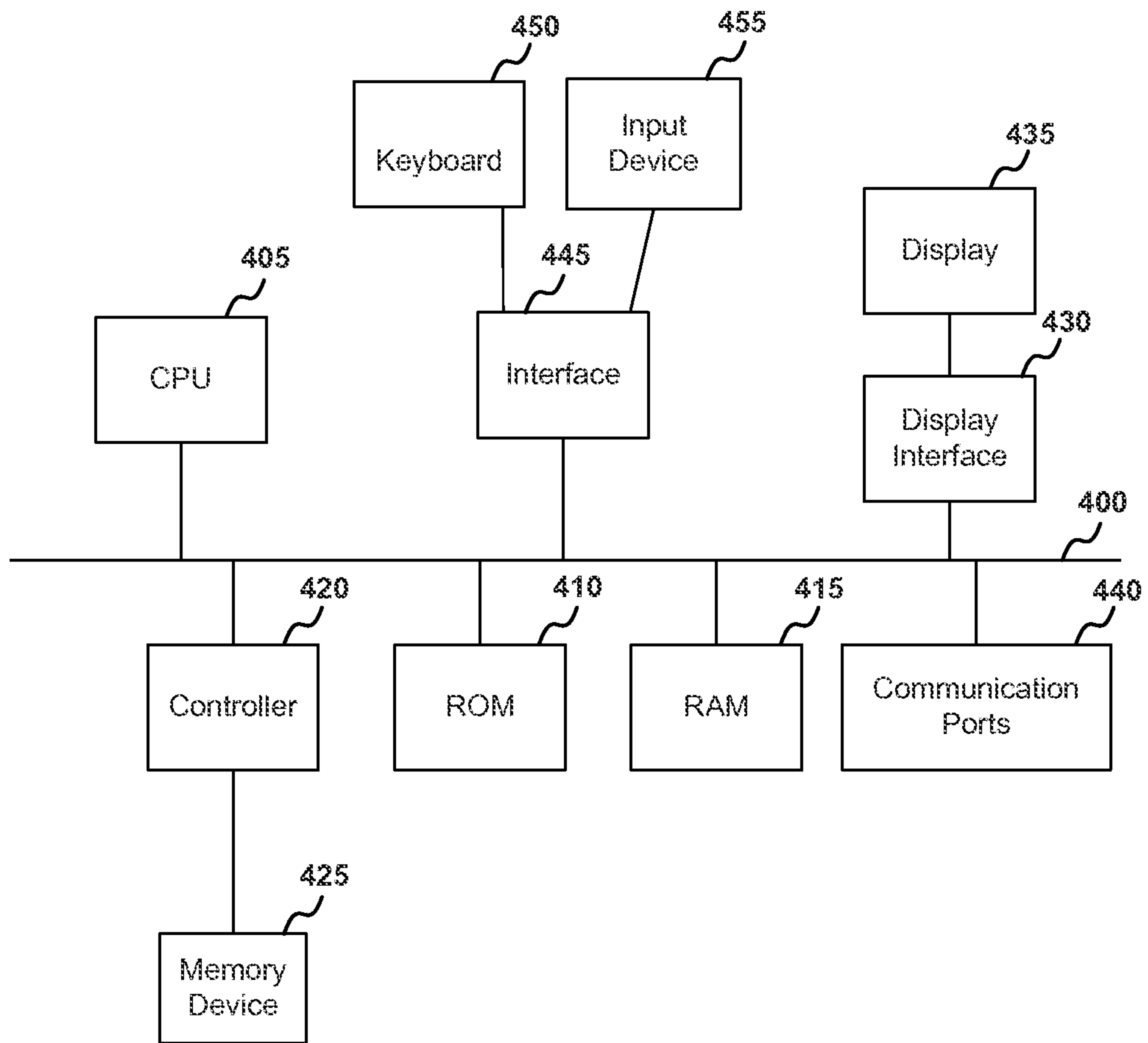


FIG. 4

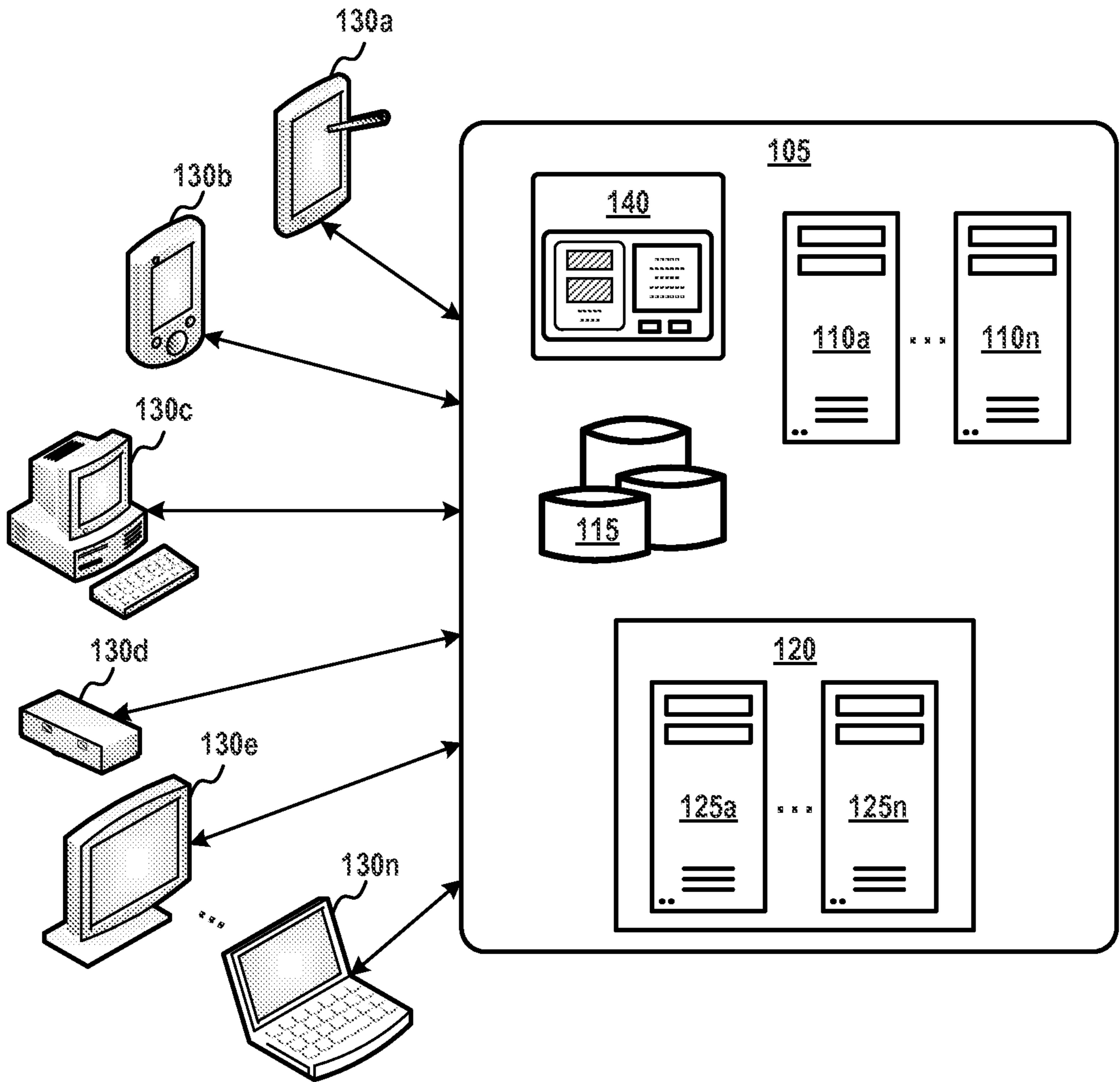


FIG. 1