

No. 812,294.

PATENTED FEB. 13, 1906.

A. S. REED.

WING NUT.

APPLICATION FILED MAY 29, 1905.

Fig. 1.

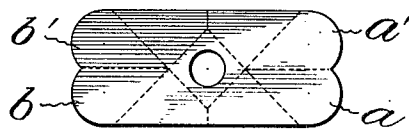


Fig. 2.



Fig. 3.

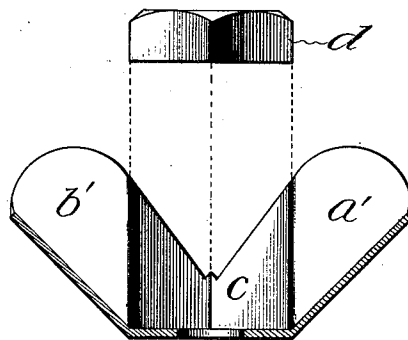
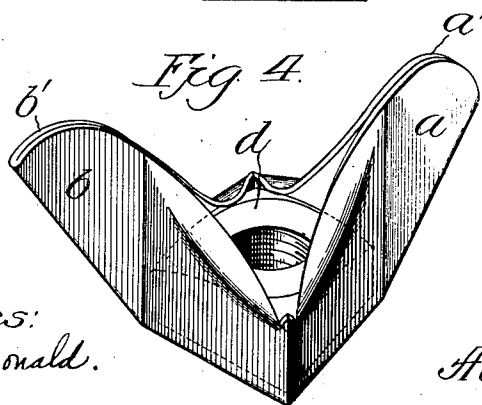


Fig. 4.



Witnesses:
Irving Mac Donald.
Alfred H. Moore.

Inventor:
Albert S. Reed,
By Barton & Tanner
Attys.

UNITED STATES PATENT OFFICE.

ALBERT S. REED, OF CHICAGO, ILLINOIS, ASSIGNOR OF ONE-HALF TO
ELIJAH T. HARRIS, OF CHICAGO, ILLINOIS.

WING-NUT.

No. 812,294.

Specification of Letters Patent.

Patented Feb. 13, 1906.

Application filed May 29, 1905. Serial No. 262,806.

To all whom it may concern:

Be it known that I, ALBERT S. REED, a citizen of the United States, residing at Chicago, in the county of Cook and State of Illinois, have invented a certain new and useful Improvement in Wing-Nuts, of which the following is a full, clear, concise, and exact description.

My invention relates to a wing-nut, and has for its object to provide an improved construction whereby wing-nuts having great strength and rigidity may be made very cheaply and whereby ordinary nuts may be quickly and easily converted into wing-nuts.

I will describe my invention particularly by reference to the accompanying drawings, in which—

Figure 1 shows a blank of sheet metal adapted to form the shell of the wing-nut in accordance with my invention. Fig. 2 is a side view of the folded shell. Fig. 3 is a vertical sectional view of the shell, together with the nut in position to be inserted therein; and Fig. 4 is a perspective view of the assembled device.

The same letters of reference designate the same parts wherever they appear.

The wing-nut of my invention consists, briefly, in a shell of sheet metal stamped by means of a die in such a manner as to form a central socket adapted to receive an ordinary nut, the ends of the blank being folded in such a way as to form the wings. As shown in Fig. 1, the blank for the shell consists of a piece of sheet metal of generally oblong shape having its ends rounded, as shown, so that when the lobes *a a'* and *b b'* are folded together along the dotted lines, as shown, said lobes will form the wings of the shell, as shown in Figs. 2, 3, and 4, while the central portion will form the socket for the nut. The entire shell may be stamped out by a single stroke of a die from the blank shown in Fig. 1, the ends of the blank when folded

together forming the wings *a b*, as shown in Figs. 2, 3, and 4, while the central portion forms a socket *c*, conforming to the shape of a nut *d*, which may be inserted therein. Fig. 3 shows the nut in position to be inserted. After the nut is placed in the socket the upper walls of the socket may be slightly squeezed together at the corners to hold the nut against withdrawal.

It will be seen that in accordance with my invention wing-nuts can be made very cheaply by stamping out the shells and inserting ordinary nuts in the sockets of said shells. Wing-nuts thus formed will have great strength and rigidity.

If desired, the shells may be sold separately, so that the user may apply them to ordinary nuts for various purposes.

I claim—

1. A wing-nut comprising a shell consisting of a stamped and folded sheet-metal blank, the folded end portions of the blank forming the wings and the central portion of the blank forming the socket, and a nut conforming to the shape of said socket inserted therein.

2. A wing-nut comprising a sheet-metal shell formed with a central socket portion shaped to receive a nut and having its walls extended and folded to form wings, and a separate nut held within said socket.

3. As a new article of manufacture, a winged shell adapted to hold a nut, said shell consisting of an oblong sheet-metal blank having its end portions folded together along a central line to form wings, and a central portion of said blank struck up to form a socket conforming in shape to a nut.

In witness whereof I hereunto subscribe my name this 11th day of May, A. D. 1905.

ALBERT S. REED.

Witnesses:

DE WITT C. TANNER,
GEORGE P. BARTON.