

(19) World Intellectual Property  
Organization  
International Bureau



(43) International Publication Date  
25 August 2005 (25.08.2005)

PCT

(10) International Publication Number  
**WO 2005/077916 A1**

- (51) International Patent Classification<sup>7</sup>: **C07D 239/42**
- (21) International Application Number:  
PCT/IB2005/000114
- (22) International Filing Date: 19 January 2005 (19.01.2005)
- (25) Filing Language: English
- (26) Publication Language: English
- (30) Priority Data:  
78/DEL/2004 19 January 2004 (19.01.2004) IN
- (74) Common Representative: **RANBAXY LABORATORIES LIMITED**; c/o DESHMUKH, Jay R., 600 College Road East, Suite 2100, Princeton, NJ 08540 (US).
- (81) Designated States (unless otherwise indicated, for every kind of national protection available): AE, AG, AL, AM, AT, AU, AZ, BA, BB, BG, BR, BW, BY, BZ, CA, CH, CN, CO, CR, CU, CZ, DE, DK, DM, DZ, EC, EE, EG, ES, FI, GB, GD, GE, GH, GM, HR, HU, ID, IL, IN, IS, JP, KE, KG, KP, KR, KZ, LC, LK, LR, LS, LT, LU, LV, MA, MD, MG, MK, MN, MW, MX, MZ, NA, NI, NO, NZ, OM, PG, PH, PL, PT, RO, RU, SC, SD, SE, SG, SK, SL, SY, TJ, TM, TN, TR, TT, TZ, UA, UG, US, UZ, VC, VN, YU, ZA, ZM, ZW.

(71) Applicant (for all designated States except US): **RANBAXY LABORATORIES LIMITED** [IN/IN]; 19, Nehru Place, New Delhi, Delhi 110 019 (IN).

(72) Inventors; and

(75) Inventors/Applicants (for US only): **KUMAR, Yatedra** [IN/IN]; U-26/5, Phase-III, DLF Qutab, Enclave, Gurgaon, Haryana 122001 (IN). **RAFEEQ, Mohammad** [IN/IN]; Harrai Pur (Amaria), Philibhit, Amaria, Uttar Pradesh 262121 (IN). **DE, Shantanu** [IN/IN]; G-1220, Chittaranjan Park, New Delhi, Delhi 110070 (IN). **SATHYANARAYANA, Swargam** [IN/IN]; H. No. 9-6-194, Ram Nagar, Karim Nagar, Andhra Pradesh 505002 (IN).

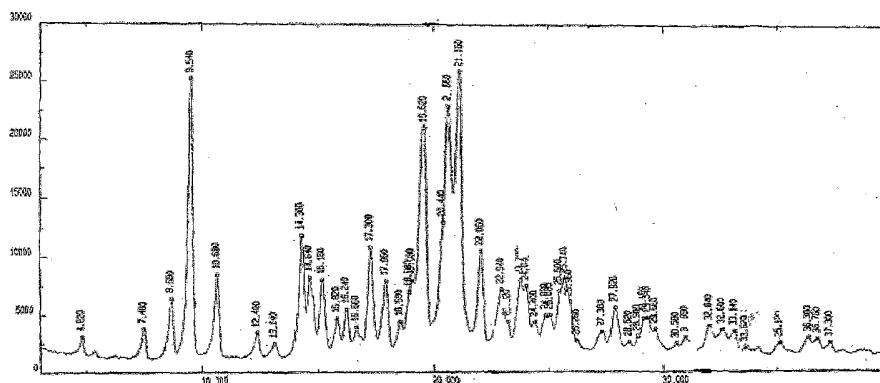
(84) Designated States (unless otherwise indicated, for every kind of regional protection available): ARIPO (BW, GH, GM, KE, LS, MW, MZ, NA, SD, SL, SZ, TZ, UG, ZM, ZW), Eurasian (AM, AZ, BY, KG, KZ, MD, RU, TJ, TM), European (AT, BE, BG, CH, CY, CZ, DE, DK, EE, ES, FI, FR, GB, GR, HU, IE, IS, IT, LT, LU, MC, NL, PL, PT, RO, SE, SI, SK, TR), OAPI (BF, BJ, CF, CG, CI, CM, GA, GN, GQ, GW, ML, MR, NE, SN, TD, TG).

Published:

— with international search report

For two-letter codes and other abbreviations, refer to the "Guidance Notes on Codes and Abbreviations" appearing at the beginning of each regular issue of the PCT Gazette.

(54) Title: SALTS OF HMG-COA REDUCTASE INHIBITORS AND USE THEREOF



(57) Abstract: The present invention relates to salts of HMG CoA reductase inhibitors, and in particular, rosuvastatin amine salts and their use as intermediates in the preparation of rosuvastatin calcium.

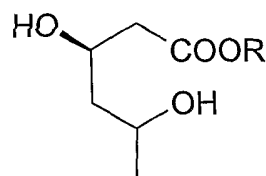
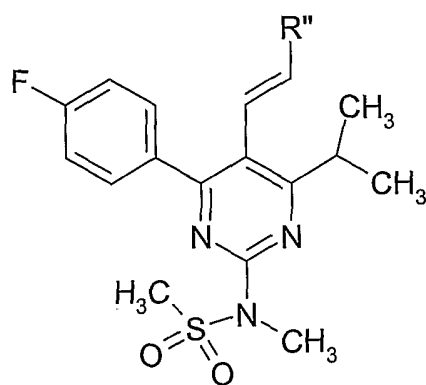
WO 2005/077916 A1

**SALTS OF HMG-CoA REDUCTASE INHIBITORS AND USE THEREOF**Field of Invention

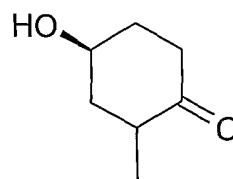
The present invention relates to salts of HMG CoA reductase inhibitors, and in particular, rosuvastatin amine salts and their use as intermediates in the preparation of  
 5 rosuvastatin calcium.

Background of the Invention

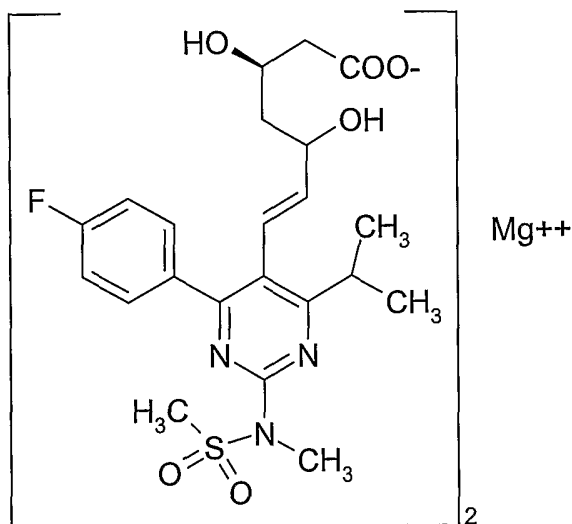
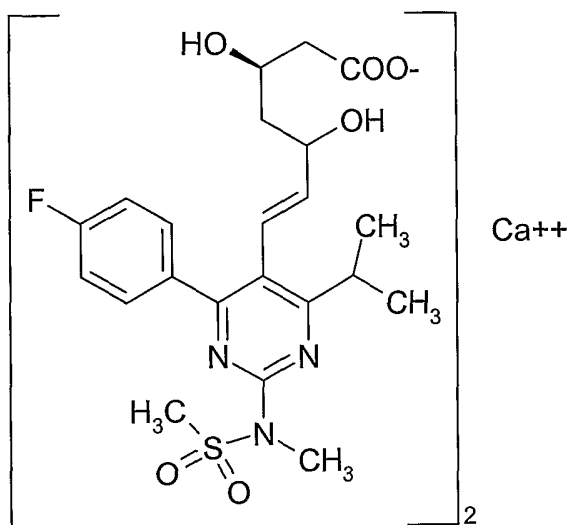
Rosuvastatin is (3R,5S,6E)-7-[4-(4-fluorophenyl)-6-(1-methylethyl)-2-[methyl  
 (methylsulfonyl)amino]-5-pyrimidinyl]-3,5-dihydroxy-6-heptenoic acid, shown as  
 Formula II below, wherein R is a hydrogen atom. Rosuvastatin or its pharmaceutically  
 10 acceptable salts, such as rosuvastatin calcium of Formula IIa (wherein R is calcium) and  
 rosuvastatin magnesium of Formula IIb (wherein R is magnesium) are  
 antihypercholesterolemic drugs used in the treatment of atherosclerosis.



**FORMULA A**  
OR



**FORMULA B**

**FORMULA IIa****FORMULA IIb**

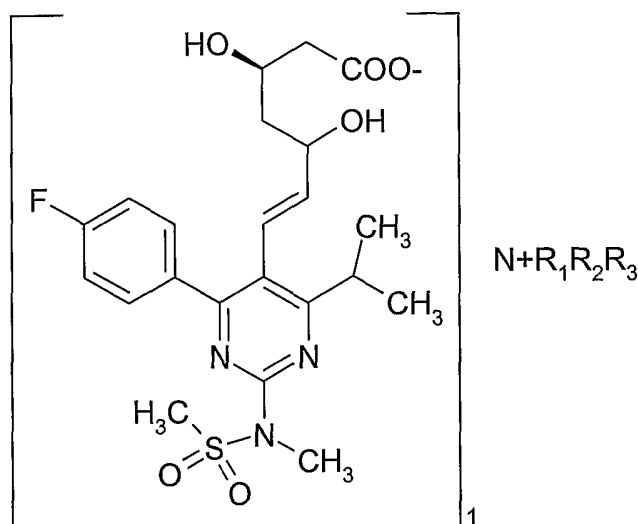
U.S. Patent No. RE 37,314 describes a process for the preparation of amorphous  
 5 rosuvastatin calcium by dissolving the corresponding sodium salt in water, adding calcium  
 chloride and collecting the resultant precipitate by filtration. U.S. Patent No. 6,589,959  
 describes a process for the preparation of crystalline Form A of rosuvastatin by warming  
 amorphous rosuvastatin calcium in a mixture of water and acetonitrile, cooling the  
 resultant solution to ambient temperature, and then filtering the product which is then  
 10 dried at 50°C under vacuum to give crystalline Form A of rosuvastatin calcium. PCT  
 patent application WO 01/60804 describes the preparation of crystalline rosuvastatin salts,  
 namely, ammonium, methylammonium, ethylammonium, diethanolammonium,

tri(hydroxymethyl)-methylammonium, benzylammonium, 4-methoxybenzylammonium, lithium and magnesium salts of crystalline rosuvastatin. A process for preparation of rosuvastatin calcium from all these salts is also described in this patent application.

With the advent of worldwide pharmaceutical regulations, and increased emphasis  
 5 on drug product quality, it is very important for pharmaceutical companies to produce drug substances having higher purity and lower impurity content.

### Summary of the Invention

Amine salts of rosuvastatin of Formula I are provided herein,



10

### FORMULA I

which can be useful as intermediates in the preparation of pharmacologically acceptable salts of rosuvastatin, such as rosuvastatin calcium or rosuvastatin magnesium. Also provided herein are processes for the preparation of amine salts of rosuvastatin. Also provided herein are processes of converting amine salts of rosuvastatin to  
 15 pharmaceutically acceptable salts of rosuvastatin, such as calcium or magnesium. Also provided herein are pharmaceutical compositions comprising amine salts of rosuvastatin along with pharmaceutically acceptable excipients and/or carriers and methods of treatment of disease in which HMG-CoA reductase is implicated.

While developing commercially viable processes for the production of rosuvastatin  
 20 or its pharmaceutically acceptable salt, a significant challenge to process chemists is how

to achieve desired high purity and minimize the impurity content. It is now found that particular amine salts of rosuvastatin can be obtained in pure form from rosuvastatin lactone or from rosuvastatin acid, and which can then be used as intermediates in preparation of rosuvastatin or pharmaceutically acceptable salts and the lactone thereof.

5           The term “amine salts” of rosuvastatin of Formula I refers to an amine salt or solvate, hydrate, crystalline or amorphous form thereof, in which the amine residue has a Formula  $NR_1R_2R_3$  wherein independently  $R_1$ ,  $R_2$  and  $R_3$  are H, straight or branched chain  $C_{1-15}$  alkyl or hydroxyalkyl,  $C_{3-10}$  single or fused ring optionally substituted cycloalkyl, optionally substituted aryl, optionally substituted aralkyl, alkylcycloalkyl, or  
10           independently  $R_1$ ,  $R_2$  and  $R_3$  can combine with each other to form a  $C_{3-7}$  membered cycloalkyl ring or heterocyclic residue containing one or more heteroatoms (selected from S, N or O), with the proviso that the amine is not selected from ammonia, methylamine, ethylamine, diethanolamine, tri(hydroxymethyl)-methylamine, benzylamine, or 4-methoxybenzylamine.

15           The term “rosuvastatin of Formula II” refers to the free acid of rosuvastatin, wherein  $R''$  is of Formula A and R is hydrogen or lactone form of compound of Formula II wherein  $R''$  is of Formula B. The term also encompasses salts wherein R in Formula A is selected from metal ions capable of forming a salt or an amino acid residue and esters of rosuvastatin wherein R in Formula A is selected from optionally substituted  $C_{1-5}$  alkyl,  
20           aryl, cycloalkyl and heterocyclic residues. The term also covers compounds of Formula II which can be present in crystalline, solvate, hydrate or amorphous form thereof.

#### Detailed Description of the Drawings

Figure 1 is an X-ray diffraction pattern of the cyclohexyl ammonium salt of rosuvastatin, as prepared in Example 1.

25           Figure 2 is an X-ray diffraction pattern of the diisopropyl ammonium salt of rosuvastatin, as prepared in Example 2.

Figure 3 is an X-ray diffraction pattern of the isopropyl ammonium salt of rosuvastatin, as prepared in Example 3.

30           Figure 4 is an X-ray diffraction pattern of the dicyclohexyl ammonium salt of rosuvastatin, as prepared in Example 4.

Figure 5 is an X-ray diffraction pattern of the (S) (+)-  $\alpha$ -methylbenzyl ammonium salt of rosuvastatin, as prepared in Example 5.

Figure 6 is an X-ray diffraction pattern of amorphous rosuvastatin calcium, as prepared in Example 6, step b).

5 Figure 7 is an X-ray diffraction pattern of crystalline rosuvastatin calcium, as prepared in Example 6, step c).

Figure 8 is an X-ray diffraction pattern of crystalline rosuvastatin magnesium, as prepared in Example 7.

#### Detailed Description of the Invention

10 In one aspect, amine salts of rosuvastatin of Formula I or solvate, hydrate, crystalline or amorphous forms thereof are provided, in which the amine residue has the formula  $NR_1R_2R_3$  wherein independently  $R_1$ ,  $R_2$  and  $R_3$  are H, straight or branched chain  $C_{1-15}$  alkyl or hydroxyalkyl,  $C_{3-10}$  single or fused ring optionally substituted cycloalkyl, optionally substituted aryl, optionally substituted aralkyl, alkylcycloalkyl, or  
15 independently  $R_1$ ,  $R_2$  and  $R_3$  can combine with each other to form a  $C_{3-7}$  membered cycloalkyl ring or heterocyclic residue, containing one or more heteroatoms (S, N or O), with the proviso that the amine is not selected from ammonia, methylamine, ethylamine, diethanolamine, tri(hydroxymethyl)-methylamine, benzylamine, or 4-methoxybenzylamine. In another aspect, amine salts of rosuvastatin of Formula I having  
20 purity above 99% and diastereomeric impurity less than 0.5%, are also provided, for example, with purity more than 99.5% and diastereomeric impurity less than 0.25%, or with purity more than 99.75% and diastereomeric impurity less than 0.15%.

In another aspect, a process for preparation of amine salts of rosuvastatin of Formula I is provided. The process comprises:

25 a) treating rosuvastatin of Formula II with an amine of Formula  $NR_1R_2R_3$  wherein independently  $R_1$ ,  $R_2$  and  $R_3$  are H, straight or branched chain  $C_{1-15}$  alkyl or hydroxyalkyl,  $C_{3-10}$  single or fused ring optionally substituted cycloalkyl, optionally substituted aryl, optionally substituted aralkyl, alkylcycloalkyl or independently  $R_1$ ,  $R_2$  and  $R_3$  can combine with each other to form a  $C_{3-7}$  membered  
30 cycloalkyl ring or heterocyclic residue containing one or more heteroatoms, with

the proviso that the amine is not selected from ammonia, methylamine, ethylamine, diethanolamine, tri(hydroxymethyl)-methylamine, benzylamine, or 4-methoxybenzylamine; and

b) isolating the amine salt of rosuvastatin of Formula I.

5 Rosuvastatin of Formula II can be dissolved or suspended in an organic solvent and to this mass can be added an amine of Formula  $NR_1R_2R_3$  wherein  $R_1$ ,  $R_2$  and  $R_3$  are as defined above at a temperature of from about  $-50$  to about  $100^\circ\text{C}$ . Amine salts of rosuvastatin of Formula I can precipitate from the reaction mass after stirring, which is then isolated, for example, by filtration. The product can optionally be washed with a  
10 second organic solvent, in which compounds of Formula I are insoluble or very slightly soluble or sparingly soluble. The product can then suitably be dried to get amine salts of rosuvastatin of Formula I in pure form, which can be further purified by crystallization or any other suitable method such as column chromatography.

The organic solvent used in the reaction is characterized by the fact that  
15 rosuvastatin of Formula II is very soluble or soluble in it whereas amine salts of rosuvastatin of Formula I are slightly soluble, very slightly soluble or insoluble in such solvent. Some examples of such organic solvents are: esters such as methyl acetate, ethyl acetate, n-propyl acetate, isopropyl acetate, n-butyl acetate and isobutyl acetate; ketones such as acetone, ethyl methyl ketone, methyl isobutyl ketone and diisobutyl ketone; and  
20 chlorinated hydrocarbons such as methylene chloride, chloroform, carbon tetrachloride and ethylene dichloride.

The second organic solvent (in which amine salts of rosuvastatin of Formula I are insoluble (10,000 and over parts of solvent required for 1 part of solute as per United States Pharmacopoeia 2002) or very slightly soluble (from 1,000 to 10,000 parts of solvent  
25 required for 1 part of solute as per United States Pharmacopoeia 2002) or sparingly soluble (from 30 to 100 parts of solvent required for 1 part of solute as per United States Pharmacopoeia 2002) can be, for example, cyclopentane, cyclohexane, cycloheptane, hexane, petroleum ether, heptane, diethyl ether, diisopropyl ether or mixtures thereof.

In another aspect, amine salts of rosuvastatin of Formula I or solvate, hydrate,  
30 crystalline or amorphous form thereof are provided, in which the amine residue has a

Formula  $NR_1R_2R_3$  (wherein independently  $R_1$ ,  $R_2$  and  $R_3$  are H, straight or branched chain  $C_{1-15}$  alkyl or hydroxyalkyl,  $C_{3-10}$  single or fused ring optionally substituted cycloalkyl, optionally substituted aryl, optionally substituted aralkyl, alkylcycloalkyl, or independently  $R_1$ ,  $R_2$  and  $R_3$  can combine with each other to form a  $C_{3-7}$  membered cycloalkyl ring or heterocyclic residue containing one or more heteroatoms, with the proviso that the amine is not selected from ammonia, methylamine, ethylamine, diethanolamine, tri(hydroxymethyl)-methylamine, benzylamine, or 4-methoxybenzylamine). These salts can be provided as intermediates for the preparation of rosuvastatin or pharmaceutically acceptable salts, esters and lactones thereof.

Processes provided herein for the preparation of amine salts of rosuvastatin of Formula I are straightforward and simpler, as compared to processes described in, for example, PCT application WO 01/60804, with respect to the number and quantity of solvents used, reaction time and temperature, purity of product obtained and ease of isolating the final product. The amine salts of Formula I as prepared by processes provided herein can be isolated as crystalline solids having a purity of at least above 99.0% and diastereomeric impurity less than 0.5%. These amine salts of Formula I can be easily purified further by simple crystallization technique without significant loss during purification to achieve a purity of above 99.75% and diastereomeric impurity less than 0.5%. Thus, their use as intermediates is substantiated in preparation of rosuvastatin or pharmaceutically acceptable salts, esters and lactone thereof, which are commercially used as drug substances.

In another aspect, processes for the preparation of amorphous or crystalline rosuvastatin calcium of Formula IIa from amine salt of Formula I are provided herein, wherein the process comprises:

- a) treating an amine salt of a compound of Formula I with an acid;
- b) optionally isolating rosuvastatin acid or a lactone thereof;
- c) adding a base and calcium ions;
- d) isolating amorphous rosuvastatin calcium; and



- e) optionally converting amorphous rosuvastatin calcium to crystalline rosuvastatin calcium.

Rosuvastatin amine salt of Formula I can be treated with an acid, at a pH of about 1 to about 4, to get rosuvastatin lactone, or at pH of about 4.5 to about 5, to get  
5 rosuvastatin acid. The reaction can be carried out in the presence of a first organic solvent, optionally containing water, at a temperature of from about -10 to about 100°C. After completion of the reaction, the layers are separated and organic layer after washing with water and/or brine is concentrated completely under vacuum.

The residue obtained when the reaction pH is adjusted between 4.5 to 5 gives  
10 rosuvastatin acid as an oily liquid, which can then be dissolved in water and a first organic solvent, and treated with a base and calcium ions to give rosuvastatin calcium, which precipitates from the reaction mass as amorphous solid.

In order to prepare rosuvastatin lactone, the mixture can be stirred at a temperature of about 40 to about 150°C for about 1 to about 50 hours to effect lactonization. After  
15 completion of lactonization, the second organic solvent can be removed from the reaction mass, for example, under vacuum, and the residue can be treated with second organic solvent to get the rosuvastatin lactone. The residue can be as such taken in the next step without actually isolating the lactone.

The acid can be, for example, an inorganic mineral acid such as hydrochloric acid,  
20 sulfuric acid, nitric acid, or phosphoric acid; or an organic acid such as formic acid, acetic acid and the like.

The first organic solvent can be, for example, lower alkanols, ethers, esters, ketones, polar aprotic solvents, alkyl, aromatic or cycloalkyl hydrocarbons or mixtures thereof. The lower alkanol can be, for example, methanol, ethanol, isopropanol,  
25 isobutanol, n-butanol and n-propanol. The ethers can be, for example, tetrahydrofuran, 1,4-dioxane, diethyl ether and diisopropyl ether. The esters can be, for example, ethyl formate, methyl acetate, ethyl acetate, isopropyl acetate, n-propyl acetate, isobutyl acetate, butyl acetate and amyl acetate. The ketones can be, for example, acetone, ethyl methyl ketone, methyl isobutyl ketone and diisobutyl ketone. Polar aprotic solvents can be, for  
30 example, N,N-dimethylformamide, N,N-dimethylacetamide, dimethylsulphoxide,

acetonitrile and N-methylpyrrolidone. Alkyl, aromatic or cycloalkyl hydrocarbons can be, for example, toluene, benzene, xylene, cyclopentane, cyclohexane, cycloheptane, hexane, petroleum ether, heptane or mixtures thereof.

The second organic solvent (characterized by the fact that rosuvastatin is insoluble or very slightly soluble or sparingly soluble in it) can be, for example, isopropanol, isobutanol, n-butanol, cyclopentane, cyclohexane, cycloheptane, hexane, petroleum ether, heptane, diethyl ether, diisopropyl ether or mixtures thereof.

The lactone can then be dissolved in an organic solvent, optionally containing water, and treated with a base at a temperature of about 10 to about 70°C for about 1 to about 40 hours to effect hydrolysis of the lactone. The reaction mass pH during the reaction can be adjusted to within the range of about 7.5 to about 11 using a base. The solvent can then be removed and the residue can be taken up in water. The aqueous solution can be washed with the first organic solvent as described earlier, and then treated with calcium ions, after which rosuvastatin calcium can precipitate from the aqueous solution as the amorphous solid.

The base can be, for example, sodium hydroxide, sodium carbonate, sodium bicarbonate, potassium hydroxide, potassium carbonate or potassium bicarbonate.

The calcium ions can be generated by using a calcium compound which can be, for example, calcium chloride, calcium hydroxide, calcium carbonate, calcium acetate, calcium sulphate, calcium borate, calcium tartarate, calcium bromide or any other compound capable of generating calcium ions.

In another aspect, a process for the preparation of amorphous rosuvastatin calcium from amine salt rosuvastatin of Formula I is provided. The process comprises:

- a) treating an amine salt of rosuvastatin with a base and a calcium ions; and
- b) isolating amorphous rosuvastatin calcium from the reaction mass.

Examples of base and calcium ion generating compounds are described in detail above. The conversion can be easily carried out in presence of water, optionally containing an organic solvent. The reaction temperature can be kept at about -5 to about 100°C.

The organic solvent can be, for example, lower alkanols, ethers, esters, ketones, polar aprotic solvents, alkyl or cycloalkyl hydrocarbons or mixtures thereof. The lower alkanol can be, for example, methanol, ethanol, isopropanol, isobutanol, n-butanol and n-propanol. The ethers can be, for example, tetrahydrofuran, 1,4-dioxane, diethyl ether and  
5 diisopropyl ether. The esters can be, for example, ethyl formate, methyl acetate, ethyl acetate, isopropyl acetate, n-propyl acetate, isobutyl acetate, butyl acetate and amyl acetate. The ketones can be, for example, acetone, ethyl methyl ketone, methyl isobutyl ketone and diisobutyl ketone. Polar aprotic solvents can be, for example, N,N-dimethylformamide, N,N-dimethylacetamide, dimethylsulphoxide, acetonitrile and N-  
10 methylpyrrolidone. Alkyl or cycloalkyl hydrocarbons can be, for example, cyclopentane, cyclohexane, cycloheptane, hexane, petroleum ether, heptane or mixtures thereof.

The amorphous rosuvastatin calcium prepared as described above can have a purity of at least 99%, having less than 0.5% of diastereomeric impurity. It can then be crystallized by, for example, methods described in the US Patent No. 6,589,959, to get  
15 crystalline rosuvastatin calcium which can be further converted to amorphous rosuvastatin calcium by, for example, methods described in Indian application 1304/DEL/2003.

In another aspect, processes for the preparation of amorphous or crystalline rosuvastatin magnesium of Formula IIb from amine salt of Formula I are provided. The processes comprise:

- 20 a) treating an amine salt of a compound of Formula I with an acid;
- b) optionally isolating rosuvastatin acid or a lactone thereof;
- c) adding a base and magnesium ions;
- d) isolating crystalline rosuvastatin magnesium; and
- e) optionally converting crystalline rosuvastatin magnesium to amorphous  
25 rosuvastatin magnesium.

The process is similar to that described earlier, however magnesium ions are used to prepare rosuvastatin magnesium instead of calcium ions. The product obtained is crystalline rosuvastatin magnesium unlike the amorphous form obtained in case of rosuvastatin calcium.

The magnesium ions can be generated by using a magnesium compound such as, for example, magnesium chloride, magnesium hydroxide, magnesium carbonate, magnesium acetate, magnesium sulphate, magnesium borate, magnesium tartarate, magnesium bromide or any other compound capable of generating magnesium ions.

5 In another aspect, processes for the preparation of amorphous rosuvastatin magnesium from amine salt of rosuvastatin of Formula I are provided. The processes comprise:

- a) treating an amine salt of rosuvastatin with a base and a magnesium ions; and
- b) isolating the crystalline rosuvastatin magnesium from the reaction mass.

10 The process is similar to that described earlier, however, magnesium ions are used to prepare rosuvastatin magnesium instead of calcium ions. The product obtained is crystalline rosuvastatin magnesium unlike the amorphous form obtained in case of rosuvastatin calcium.

The crystalline forms of rosuvastatin magnesium obtained above can be converted  
15 to amorphous rosuvastatin magnesium by, for example, processes described in Indian application 1304/DEL/2003.

In another aspect, highly pure rosuvastatin calcium or rosuvastatin magnesium in crystalline or amorphous form thereof is provided, having a purity of at least 99.5% and diastereomeric impurity less than 0.25%.

20 In another aspect, a cyclohexyl ammonium salt of Formula I (wherein  $R_1$  and  $R_2$  are hydrogen and  $R_3$  is cyclohexyl group) is provided. The cyclohexyl ammonium salt of Formula I has the X-ray diffraction pattern (XRD) as provided in Figure 1.

In another aspect, a diisopropyl ammonium salt of Formula I (wherein  $R_1$  and  $R_2$  are isopropyl groups and  $R_3$  is hydrogen) is provided. The diisopropyl ammonium salt of  
25 Formula I has the X-ray diffraction pattern (XRD) as provided in Figure 2.

In another aspect, an isopropyl ammonium salt of Formula I (wherein  $R_1$  and  $R_2$  are hydrogen and  $R_3$  is isopropyl) is provided. The isopropyl ammonium salt of Formula I has the X-ray diffraction pattern (XRD) as provided in Figure 3.

In another aspect, a dicyclohexyl ammonium salt of Formula I (wherein R<sub>1</sub> and R<sub>2</sub> are cyclohexyl groups and R<sub>3</sub> is hydrogen) is provided. The dicyclohexyl ammonium salt of Formula I has the X-ray diffraction pattern (XRD) as provided in Figure 4.

In another aspect, an (S) (+)-  $\alpha$ -methylbenzyl ammonium salt of Formula I (wherein R<sub>1</sub> and R<sub>2</sub> are hydrogen and R<sub>3</sub> is (S) (+)-  $\alpha$ -methylbenzyl group) is provided. The (S) (+)-  $\alpha$ -methylbenzyl ammonium salt of Formula I has the X-ray diffraction pattern (XRD) as provided in Figure 5.

In another aspect, pharmaceutical compositions comprising amine salts of rosuvastatin of Formula I with a pharmaceutically acceptable diluent or carrier are provided.

In another aspect, a method of treating disease conditions wherein HMG-CoA is implicated is provided, which comprises of administering to a mammal in need thereof a therapeutically effective amount of amine salt of rosuvastatin of Formula I.

While the present invention has been described in terms of its specific embodiments, certain modifications and equivalents will be apparent to those skilled in the art and are intended to be included within the scope of the present invention.

## EXAMPLES

### Example 1: Preparation of Rosuvastatin Cyclohexyl Ammonium Salt

Rosuvastatin acid (2.0 g) was dissolved in ethyl acetate (10 ml) and the solution was cooled to about 0°C. To the solution was added cyclohexylamine and the resultant mass was stirred for 30 minutes at about 0°C. The precipitated solid compound was filtered and washed with hexane and dried under vacuum at 45°C to give title compound (1.6 g) with HPLC purity: 98.78%, and diastereomeric impurity 0.51%.

The compound was further recrystallized from ethyl acetate to obtain pure title compound having purity above 99.5% and diastereomeric impurity less than 0.25%. XRD is as per Figure 1.

### Example 2: Preparation of Rosuvastatin Diisopropyl Ammonium Salt

Rosuvastatin acid (2.0 g) was dissolved in ethyl acetate (10 ml) and the solution was cooled to about 0°C. To the solution was added diisopropylamine and the resultant

mass was stirred for 30 minutes at about 0°C. The precipitated solid compound was filtered and washed with hexane and dried under vacuum at 45°C to give title compound (1.8 g) with HPLC purity: 98.6%, and diastereomeric impurity 0.52%.

The compound was further recrystallized from ethyl acetate to obtain pure title  
5 compound having purity above 99.5% and diastereomeric impurity less than 0.25%. XRD is as per Figure 2.

#### Example 3: Preparation of Rosuvastatin Isopropyl Ammonium Salt

Rosuvastatin acid (2.0 g) was dissolved in ethyl acetate (10 ml) and the solution was cooled to about 0°C. To the solution was added isopropylamine and the resultant  
10 mass was stirred for 30 minutes at about 0°C. The precipitated solid compound was filtered and washed with hexane and dried under vacuum at 45°C to give title compound (1.6 g), with HPLC purity: 98.4%, and diastereomeric impurity 0.5%.

The compound was further recrystallized from ethyl acetate to obtain pure title  
15 compound having purity above 99.5% and diastereomeric impurity less than 0.25%. XRD is as per Figure 3.

#### Example 4: Preparation of Rosuvastatin Dicyclohexyl Ammonium Salt

Rosuvastatin acid (2.0 g) was dissolved in ethyl acetate (10 ml) and the solution was cooled to about 0°C. To the solution was added dicyclohexylamine and the resultant  
20 mass was stirred for 30 minutes at about 0°C. The precipitated solid compound was filtered and washed with hexane and dried under vacuum at 45°C to give title compound (1.9 g), with HPLC purity: 98.8%, and diastereomeric impurity 0.49%.

The compound was further recrystallized from ethyl acetate to obtain pure title  
compound having purity above 99.5% and diastereomeric impurity less than 0.25%. XRD is as per Figure 4.

#### Example 5: Preparation of Rosuvastatin (S)-(+)-□-Methylbenzyl Ammonium Salt

Rosuvastatin acid (2.0 g) was dissolved in ethyl acetate (10 ml) and the solution was cooled to about 0°C. To the solution was added (s)-(+)-□-methylbenzyl amine and the resultant mass was stirred for 30 minutes at about 0°C. The precipitated solid

compound was filtered and washed with hexane and dried under vacuum at 45°C to give title compound (1.7 g), with HPLC purity: 98.2%, and diastereomeric impurity 0.54%.

The compound was further recrystallized from ethyl acetate to obtain pure title compound having purity above 99.5% and diastereomeric impurity less than 0.25%. XRD is as per Figure 5.

Example 6: Preparation of Rosuvastatin Calcium from Diisopropyl Ammonium Salt of Rosuvastatin

**Step a) Preparation of rosuvastatin lactone from rosuvastatin diisopropyl ammonium salt.**

Rosuvastatin diisopropyl ammonium salt (2 gm) was added into mixture of ethyl acetate (10 ml) and water (20 ml) at 25-30°C and the pH of the reaction mass was adjusted to about 3.0 with 6N hydrochloric acid. The layers were separated and the organic layer is washed with water (5 ml). The organic layer was concentrated under vacuum to get an oily crude product, which was mixed with toluene (5 ml). The reaction mass was refluxed for about 6 hours and the solvent was removed under vacuum at 60°C. The residue obtained was stirred with hexane (10 ml) and the separated solid was filtered. Dried the product under vacuum till constant weight at 40-45°C to get rosuvastatin lactone.

**Step b) Conversion of rosuvastatin lactone to amorphous rosuvastatin calcium.**

Rosuvastatin lactone as obtained in step a) of Example 6 was dissolved in methanol (10 ml) and water (10 ml). To this solution was added, 8% sodium hydroxide solution until the pH of the reaction mass was about 8.5 to 8.7 and stirred for further 3 hours. After ensuring the absence of rosuvastatin lactone by TLC, solvent was removed under vacuum and the aqueous layer was washed with methyl *tert*-butyl ether (8 ml). The traces of methyl *tert*-butyl ether were removed under vacuum and to the aqueous layer added a solution of calcium chloride dihydrate (0.45 gm) in water (2.5 ml) at 20-22°C with vigorous stirring. After complete addition, mixture was stirred for further 2 hours at 20-22°C and filtered, washed the cake with water (2 ml) thrice and then dried at 45°C under vacuum to get amorphous rosuvastatin calcium. The yield was 1.53 gm (83%) (XRD as per Figure 6 showed it to be an amorphous material).

**Step c) Conversion of amorphous rosuvastatin calcium to crystalline rosuvastatin calcium**

Amorphous rosuvastatin calcium (1.0 gm) was added to a mixture of water (5 ml) and acetonitrile (5 ml) at 15°C. The mixture was warmed to 40°C to obtain complete  
5 solution. The mixture was then cooled slowly to 25-30°C and stirred for 16 hours. The crystalline product was separated by filtration at ambient temperature and dried at 50°C under vacuum to give rosuvastatin calcium as white crystals, in a yield of 0.68 gm (68%) (XRD as per Figure 7 showed it to be crystalline material).

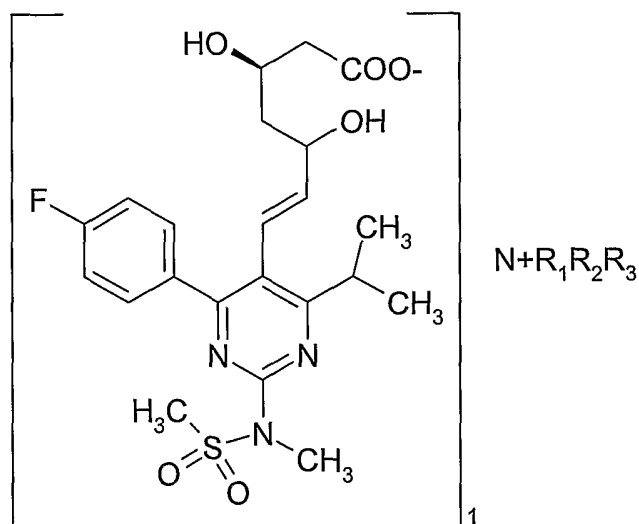
Example 7: Preparation of Crystalline Rosuvastatin Magnesium from Rosuvastatin10 Diisopropyl Ammonium Salt

Rosuvastatin diisopropyl ammonium salt (1.0 g) was added into mixture of ethyl acetate (50 ml) and water (10 ml) and the pH of the reaction mass adjusted to about 3 with hydrochloric acid (6N). The layers were separated and the organic layer is washed with water (3 ml). The organic layer was concentrated under vacuum at 40°C to get oily crude  
15 residue which was dissolved in methanol (5 ml) and water (5 ml) and charged a solution of aqueous sodium hydroxide (0.9 ml, 8% w/v) at 25-30°C and stirred for further 30 min. Methanol was removed under vacuum at 40°C. To the resultant aqueous solution was added a solution of magnesium diacetate tetrahydrate (0.25 g, 20% in water) at 35°C under vigorous agitation. The resultant mass was further stirred for 1 hour at RT and solid  
20 crystalline product was collected by filtration. The product was dried under vacuum at 50°C, with a yield: 0.8 g (80%) (XRD as per Figure 8 showed it to be crystalline material)



We Claim:

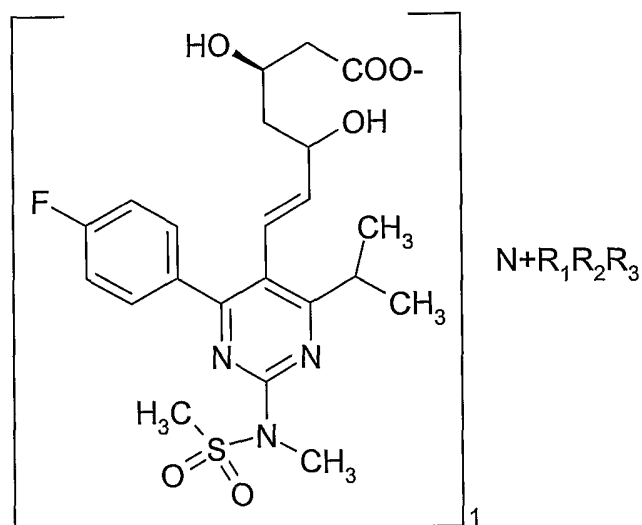
1. Amine salts of rosuvastatin of Formula I



or solvate, hydrate, crystalline or amorphous form thereof, in which the amine residue has a Formula  $\text{NR}_1\text{R}_2\text{R}_3$  (wherein independently  $\text{R}_1$ ,  $\text{R}_2$  and  $\text{R}_3$  are H, straight or branched chain  $\text{C}_{1-15}$  alkyl or hydroxyalkyl,  $\text{C}_{3-10}$  single or fused ring optionally substituted cycloalkyl, optionally substituted aryl, optionally substituted aralkyl, alkylcycloalkyl, or independently  $\text{R}_1$ ,  $\text{R}_2$  and  $\text{R}_3$  combine with each other to form a  $\text{C}_{3-7}$  membered cycloalkyl ring or heterocyclic residue containing one or more heteroatoms), with the proviso that amine is not ammonia, methylamine, ethylamine, diethanolamine, tri(hydroxymethyl)-methylamine, benzylamine, or 4-methoxybenzylamine.

2. The amine salts of rosuvastatin of claim 1, having purity above 99% and diastereomeric impurity less than 0.5%.
3. The compound according to claim 2, wherein the purity is more than 99.5% and diastereomeric impurity less than 0.25%.
4. The compound according to claim 3, wherein the purity is more than 99.75% and diastereomeric impurity less than 0.15%.
5. A process for the preparation of amine salts of rosuvastatin of Formula I

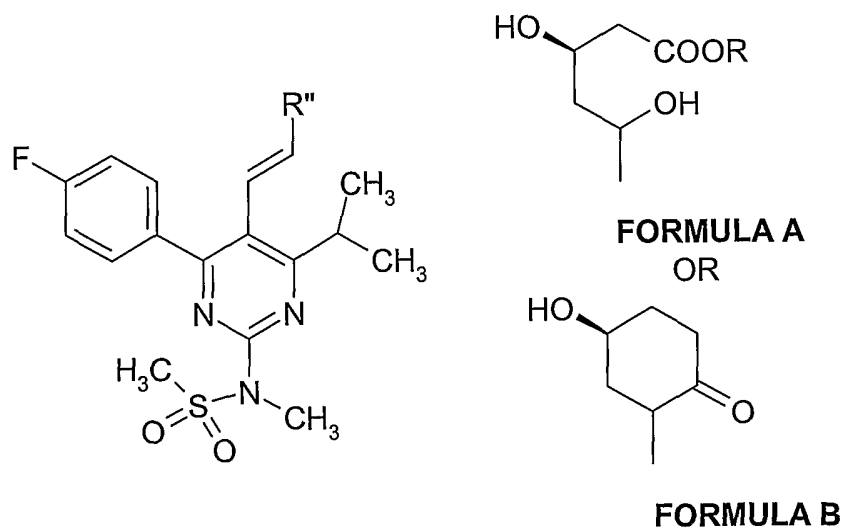
17



or solvate, hydrate, crystalline or amorphous form thereof, in which the amine residue has a Formula  $NR_1R_2R_3$  (wherein independently  $R_1$ ,  $R_2$  and  $R_3$  are H, straight or branched chain  $C_{1-15}$  alkyl or hydroxyalkyl,  $C_{3-10}$  single or fused ring optionally substituted cycloalkyl, optionally substituted aryl, optionally substituted aralkyl, alkylcycloalkyl, or independently  $R_1$ ,  $R_2$  and  $R_3$  combine with each other to form a  $C_{3-7}$  membered cycloalkyl ring or heterocyclic residue containing one or more heteroatoms), with the proviso that amine is not ammonia, methylamine, ethylamine, diethanolamine, tri(hydroxymethyl)-methylamine, benzylamine, or 4-methoxybenzylamine,

the process comprising:

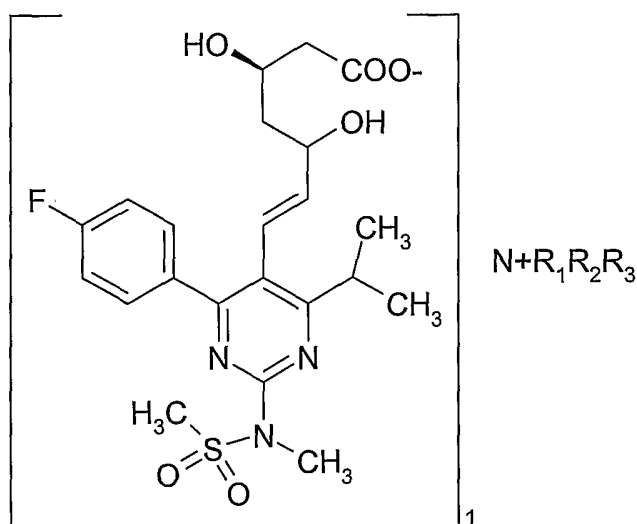
- a) treating rosuvastatin of Formula II



with an amine of Formula  $\text{NR}_1\text{R}_2\text{R}_3$  (wherein independently  $\text{R}_1$ ,  $\text{R}_2$  and  $\text{R}_3$  are H, straight or branched chain  $\text{C}_{1-15}$  alkyl or hydroxyalkyl,  $\text{C}_{3-10}$  single or fused ring optionally substituted cycloalkyl, optionally substituted aryl, optionally substituted aralkyl, alkylcycloalkyl, or independently  $\text{R}_1$ ,  $\text{R}_2$  and  $\text{R}_3$  combine with each other to form a  $\text{C}_{3-7}$  membered cycloalkyl ring or heterocyclic residue containing one or more heteroatoms), with a proviso that the amine is not selected from ammonia, methylamine, ethylamine, diethanolamine, tri(hydroxymethyl)-methylamine, benzylamine, or 4-methoxybenzylamine; and

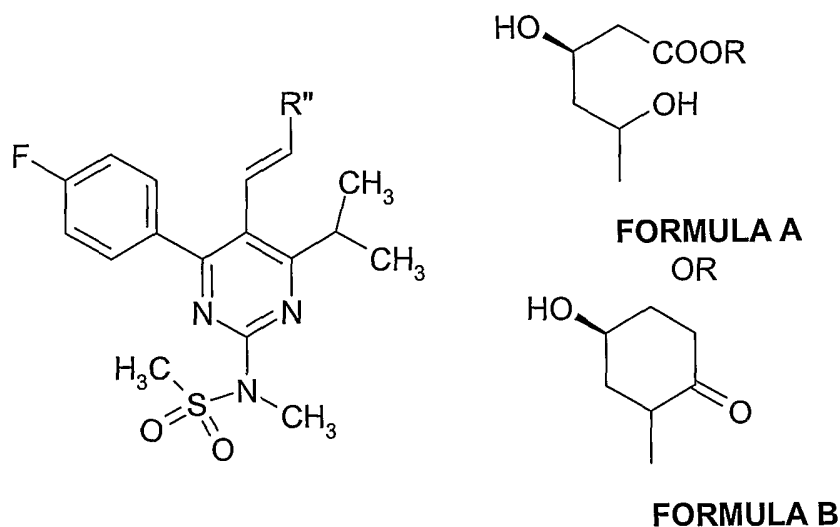
b) isolating the amine salt of rosuvastatin of Formula I.

6. Amine salts of rosuvastatin of Formula I



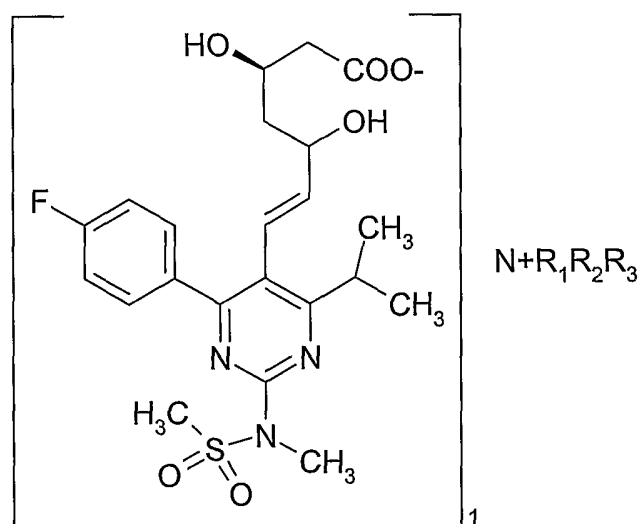
or solvate, hydrate, crystalline or amorphous form thereof, in which the amine residue has a Formula  $\text{NR}_1\text{R}_2\text{R}_3$  (wherein independently  $\text{R}_1$ ,  $\text{R}_2$  and  $\text{R}_3$  are H, straight or branched chain  $\text{C}_{1-15}$  alkyl or hydroxyalkyl,  $\text{C}_{3-10}$  single or fused ring optionally substituted cycloalkyl, optionally substituted aryl, optionally substituted aralkyl, alkylcycloalkyl, or independently  $\text{R}_1$ ,  $\text{R}_2$  and  $\text{R}_3$  combine with each other to form a  $\text{C}_{3-7}$  membered cycloalkyl ring or heterocyclic residue containing one or more heteroatoms), with a proviso that the amine is not selected from ammonia, methylamine, ethylamine, diethanolamine, tri(hydroxymethyl)-methylamine, benzylamine, or 4-methoxybenzylamine as intermediates for the preparation of rosuvastatin or pharmaceutically acceptable salts, esters and lactones thereof.

7. A process for preparation of amorphous or crystalline rosuvastatin calcium of Formula IIa from amine salt of Formula I,



wherein the process comprises of

a) treating an amine salt of Formula I,

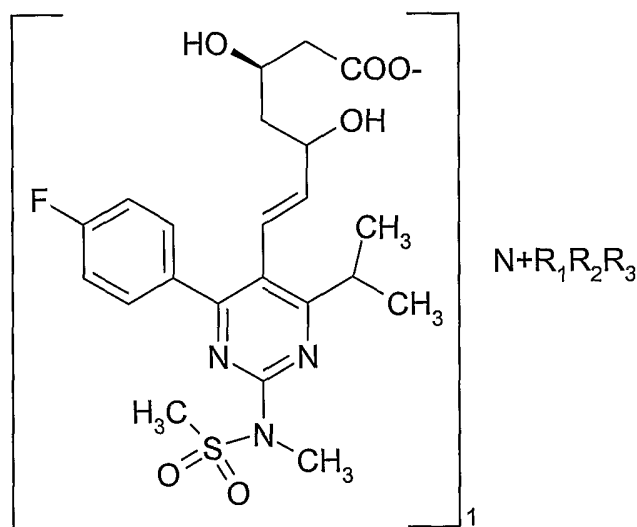


or solvate, hydrate, crystalline or amorphous form thereof, in which the amine residue has a Formula  $NR_1R_2R_3$  (wherein independently  $R_1$ ,  $R_2$  and  $R_3$  are H, straight or branched chain  $C_{1-15}$  alkyl or hydroxyalkyl,  $C_{3-10}$  single or fused ring optionally substituted cycloalkyl, optionally substituted aryl, optionally substituted aralkyl, alkylcycloalkyl, or independently  $R_1$ ,  $R_2$  and  $R_3$  combine with each other to form a  $C_3$ .

7 membered cycloalkyl ring or heterocyclic residue containing one or more heteroatoms), with a proviso that the amine is not selected from ammonia, methylamine, ethylamine, diethanolamine, tri(hydroxymethyl)-methylamine, benzylamine, or 4-methoxybenzylamine, with an acid;

- b) optionally isolating rosuvastatin acid or a lactone thereof;
- c) adding a base and calcium ions;
- d) isolating amorphous rosuvastatin calcium; and
- e) optionally converting amorphous rosuvastatin calcium to crystalline rosuvastatin calcium.

8. A process for the preparation of amorphous rosuvastatin calcium from amine salt rosuvastatin of Formula I



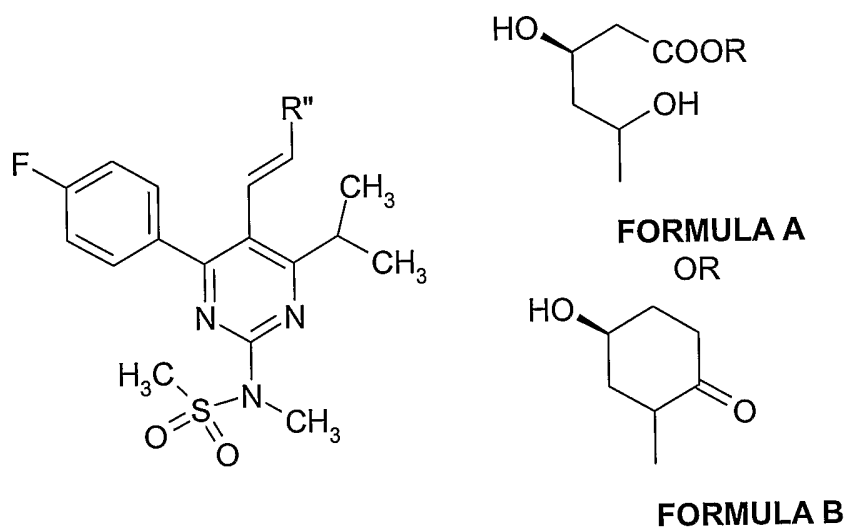
or solvate, hydrate, crystalline or amorphous form thereof, in which the amine residue has a Formula  $\text{NR}_1\text{R}_2\text{R}_3$  (wherein independently  $\text{R}_1$ ,  $\text{R}_2$  and  $\text{R}_3$  are H, straight or branched chain  $\text{C}_{1-15}$  alkyl or hydroxyalkyl,  $\text{C}_{3-10}$  single or fused ring optionally substituted cycloalkyl, optionally substituted aryl, optionally substituted aralkyl, alkylcycloalkyl, or independently  $\text{R}_1$ ,  $\text{R}_2$  and  $\text{R}_3$  combine with each other to form a  $\text{C}_{3-7}$  membered cycloalkyl ring or heterocyclic residue containing one or more heteroatoms), with a proviso that the amine is not selected from ammonia, methylamine, ethylamine, diethanolamine, tri(hydroxymethyl)-methylamine, benzylamine, or 4-methoxybenzylamine,

the process comprising

- a) treating an amine salt of rosuvastatin with a base and a calcium ions; and
- b) isolating the amorphous rosuvastatin calcium from the reaction mass.

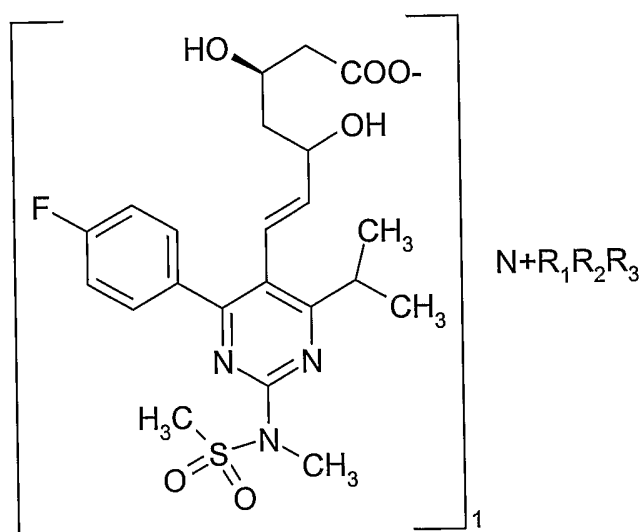
9. Amorphous rosuvastatin calcium prepared by a process according to claims 7 and 8 having a purity of at least above 99% having less than 0.5% of diastereomeric impurity.

10. A process for preparation of amorphous or crystalline rosuvastatin magnesium of



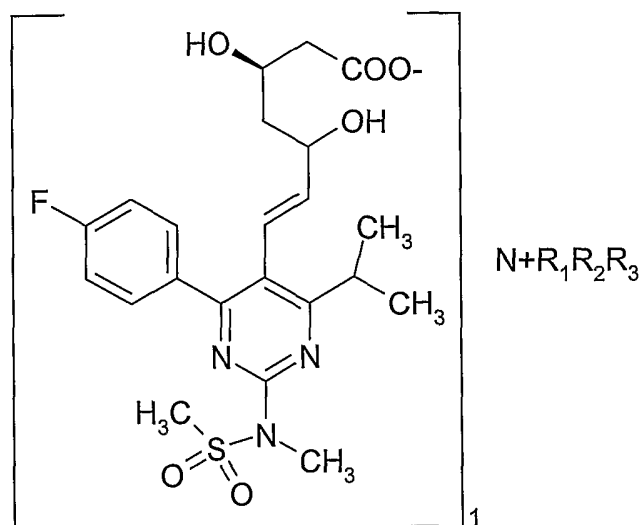
Formula IIIb

from amine salt of Formula I,



or solvate, hydrate, crystalline or amorphous form thereof, in which the amine residue has a Formula  $NR_1R_2R_3$  (wherein independently  $R_1$ ,  $R_2$  and  $R_3$  are H, straight or branched chain  $C_{1-15}$  alkyl or hydroxyalkyl,  $C_{3-10}$  single or fused ring optionally substituted cycloalkyl, optionally substituted aryl, optionally substituted aralkyl, alkylcycloalkyl, or independently  $R_1$ ,  $R_2$  and  $R_3$  combine with each other to form a  $C_{3-7}$  membered cycloalkyl ring or heterocyclic residue containing one or more heteroatoms), with a proviso that the amine is not selected from ammonia, methylamine, ethylamine, diethanolamine, tri(hydroxymethyl)-methylamine, benzylamine, or 4-methoxybenzylamine, wherein the process comprises:

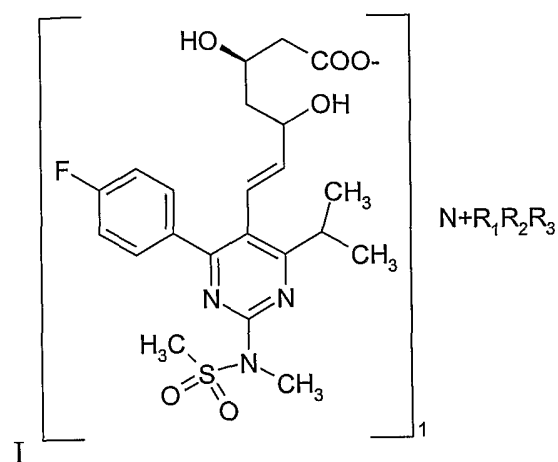
- a) treating an amine salt of Formula I with an acid;
  - b) optionally isolating rosuvastatin acid or a lactone thereof;
  - c) adding a base and magnesium ions;
  - d) isolating crystalline rosuvastatin magnesium; and
  - e) optionally converting crystalline rosuvastatin magnesium to amorphous rosuvastatin magnesium.
11. A process according to claim 10 wherein the acid is selected from inorganic mineral acids or organic acids.
12. A process for the preparation of amorphous rosuvastatin magnesium from amine salt of rosuvastatin of Formula I







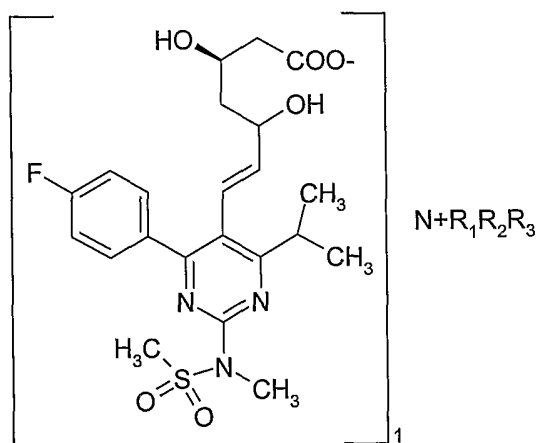
16. A diisopropyl ammonium salt of Formula



wherein  $R_1$  and  $R_2$  are isopropyl groups and  $R_3$  is hydrogen.

17. The diisopropyl ammonium salt of claim 16 having the X-ray diffraction pattern (XRD) as provided in Figure 2.

18. An isopropyl ammonium salt of Formula I

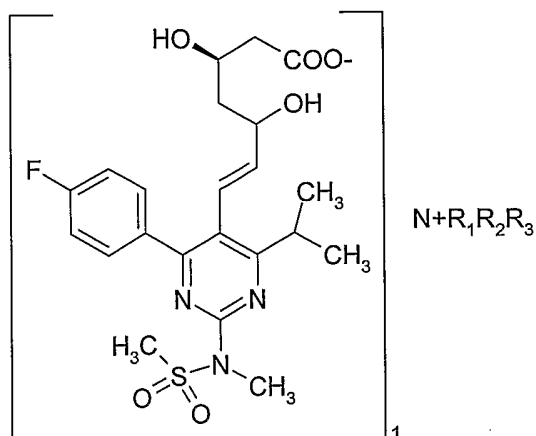


wherein  $R_1$  and  $R_2$  are hydrogen and  $R_3$  is isopropyl.

19. The isopropyl ammonium salt of claim 18, having the X-ray diffraction pattern (XRD) as provided in Figure 3.

20. A dicyclohexyl ammonium salt of Formula I

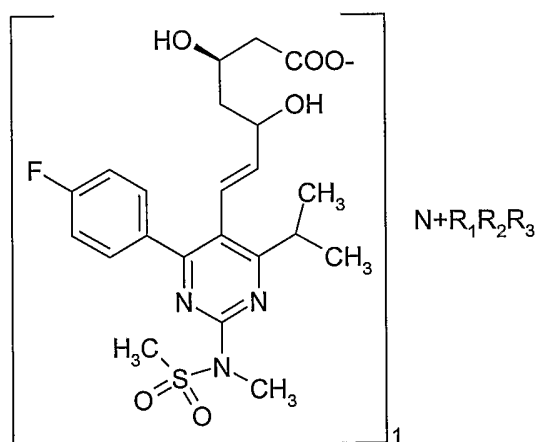
25



wherein  $R_1$  and  $R_2$  are cyclohexyl groups and  $R_3$  is hydrogen.

21. The dicyclohexyl ammonium salt of claim 20, having the X-ray diffraction pattern (XRD) as provided in Figure 4.

22. A (S) (+)-  $\alpha$ -methylbenzyl ammonium salt of Formula I

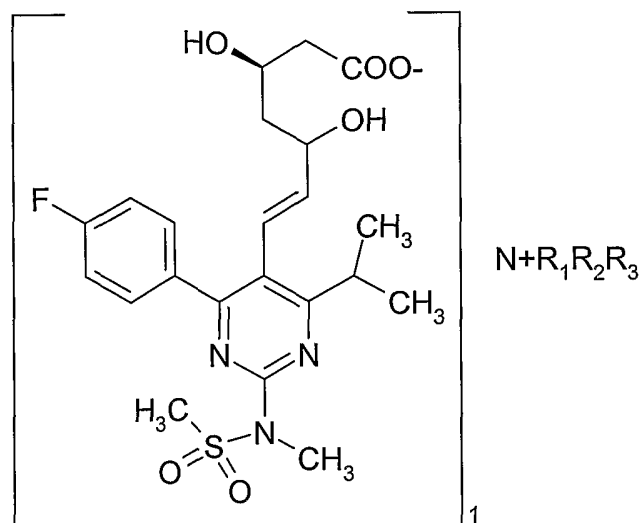


wherein  $R_1$  and  $R_2$  are hydrogen and  $R_3$  is (S) (+)-  $\alpha$ -methylbenzyl group.

23. The (S) (+)-  $\alpha$ -methylbenzyl ammonium salt of claim 22, having the X-ray diffraction pattern (XRD) as provided in Figure 5.

24. A pharmaceutical composition comprising amine salts of rosuvastatin of Formula I

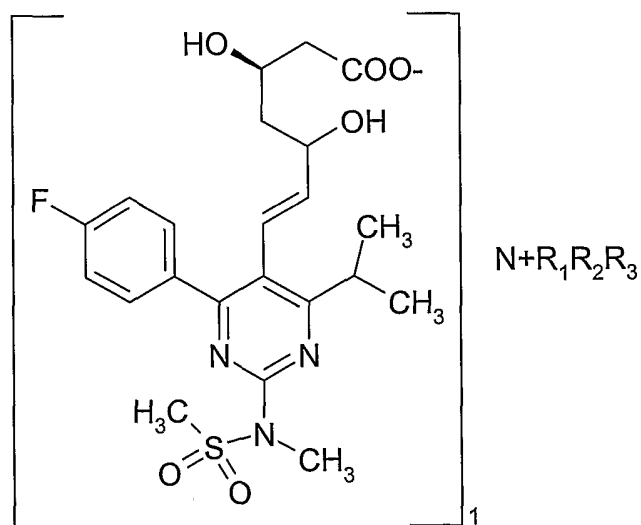
26



or solvate, hydrate, crystalline or amorphous form thereof, in which the amine residue has a Formula NR<sub>1</sub>R<sub>2</sub>R<sub>3</sub> (wherein independently R<sub>1</sub>, R<sub>2</sub> and R<sub>3</sub> are H, straight or branched chain C<sub>1-15</sub> alkyl or hydroxyalkyl, C<sub>3-10</sub> single or fused ring optionally substituted cycloalkyl, optionally substituted aryl, optionally substituted aralkyl, alkylcycloalkyl, or independently R<sub>1</sub>, R<sub>2</sub> and R<sub>3</sub> combine with each other to form a C<sub>3-7</sub> membered cycloalkyl ring or heterocyclic residue containing one or more heteroatoms), with a proviso that the amine is not selected from ammonia, methylamine, ethylamine, diethanolamine, tri(hydroxymethyl)-methylamine, benzylamine, or 4-methoxybenzylamine, with a pharmaceutically acceptable diluent or carrier.

25. A method of treating disease conditions wherein HMG-CoA is implicated, which comprises of administering to a mammal in need thereof a therapeutically effective amount of amine salt of rosuvastatin of Formula I

27



or solvate, hydrate, crystalline or amorphous form thereof, in which the amine residue has a Formula NR<sub>1</sub>R<sub>2</sub>R<sub>3</sub> (wherein independently R<sub>1</sub>, R<sub>2</sub> and R<sub>3</sub> are H, straight or branched chain C<sub>1-15</sub> alkyl or hydroxyalkyl, C<sub>3-10</sub> single or fused ring optionally substituted cycloalkyl, optionally substituted aryl, optionally substituted aralkyl, alkylcycloalkyl, or independently R<sub>1</sub>, R<sub>2</sub> and R<sub>3</sub> combine with each other to form a C<sub>3-7</sub> membered cycloalkyl ring or heterocyclic residue containing one or more heteroatoms), with a proviso that the amine is not selected from ammonia, methylamine, ethylamine, diethanolamine, tri(hydroxymethyl)-methylamine, benzylamine, or 4-methoxybenzylamine.




FIGURE 1

SHEET 1/8

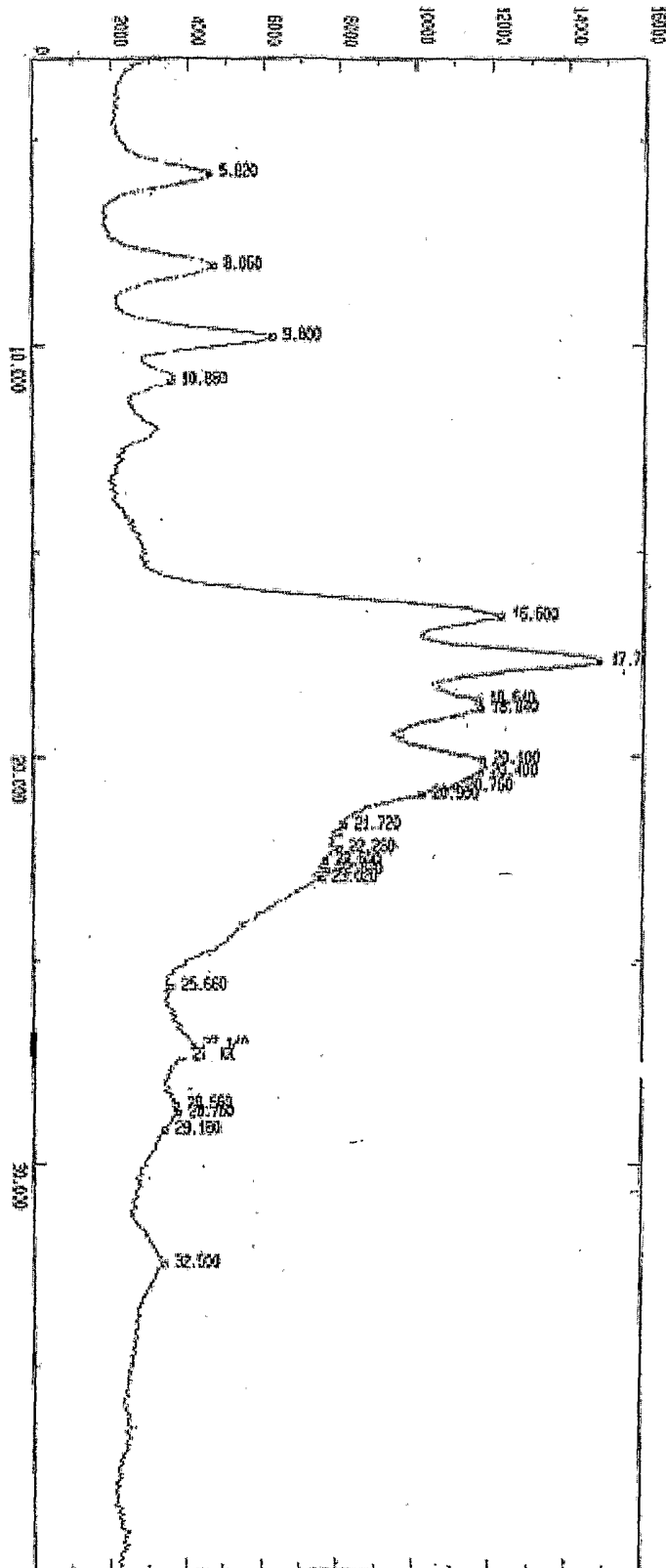


FIGURE 2

SHEET 2/8

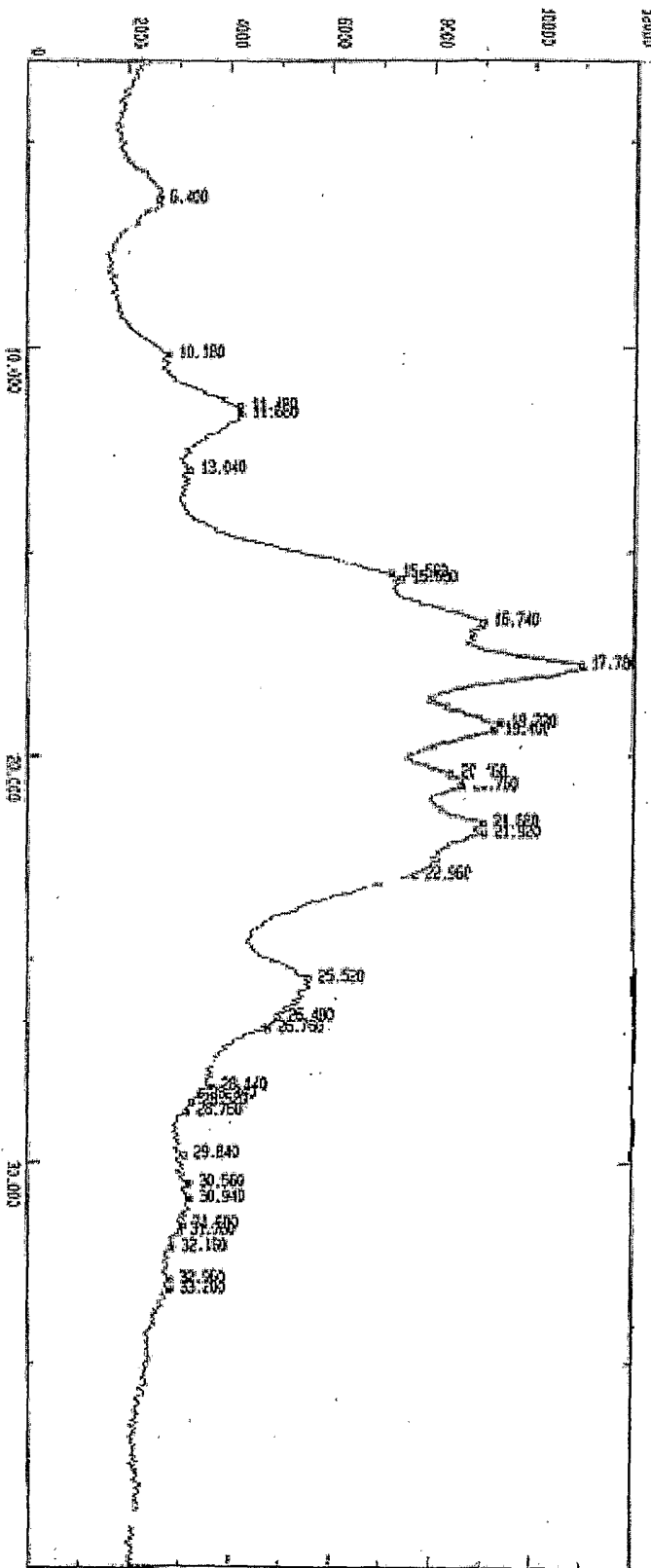


FIGURE 3

SHEET 3/8




FIGURE 4

SHEET 4/8



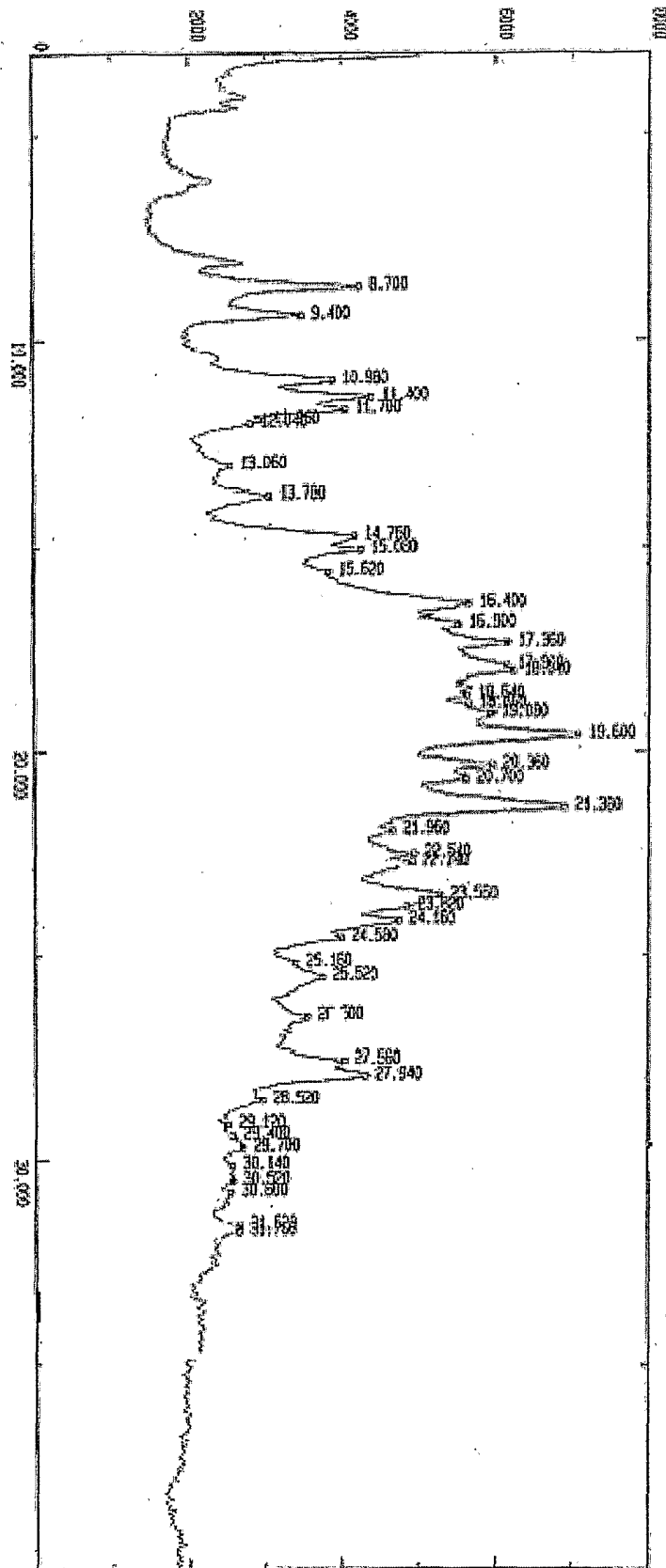


FIGURE 5

SHEET 5/8

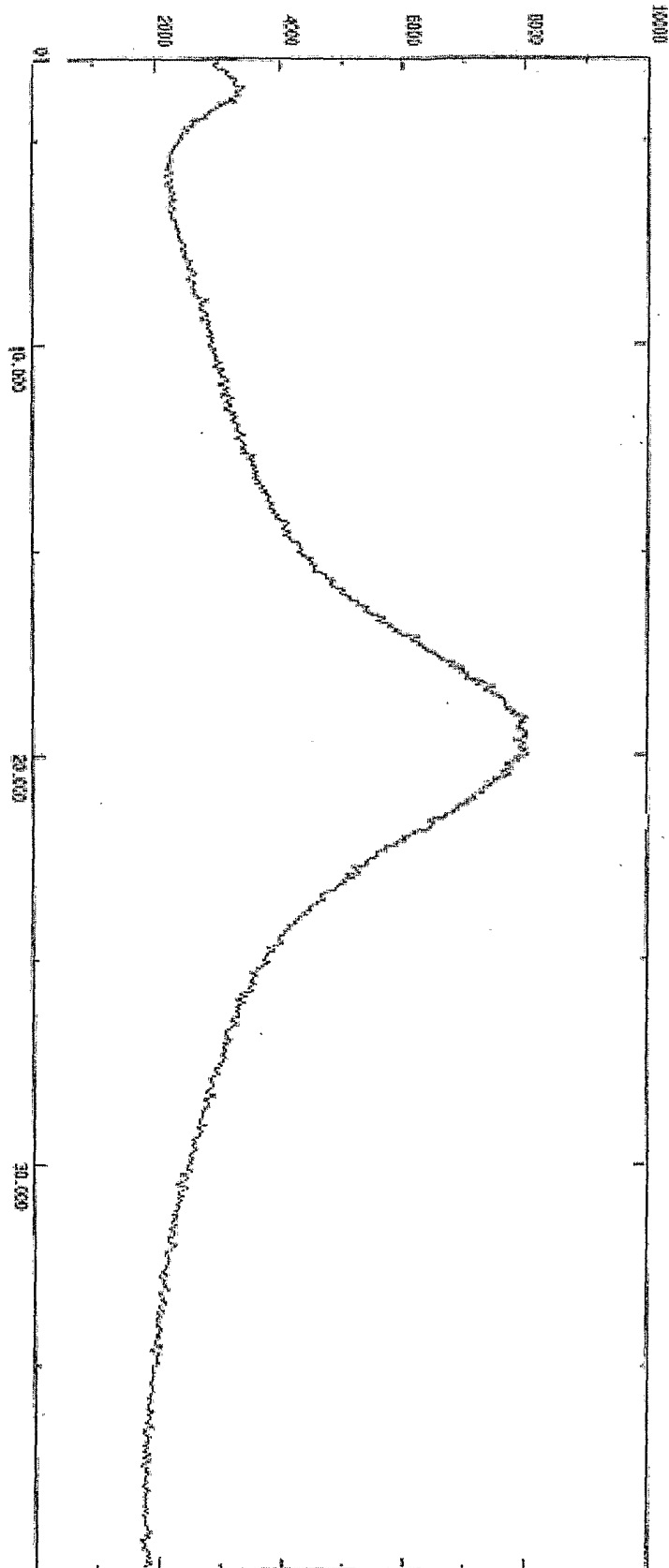


FIGURE 6

SHEET 6/8

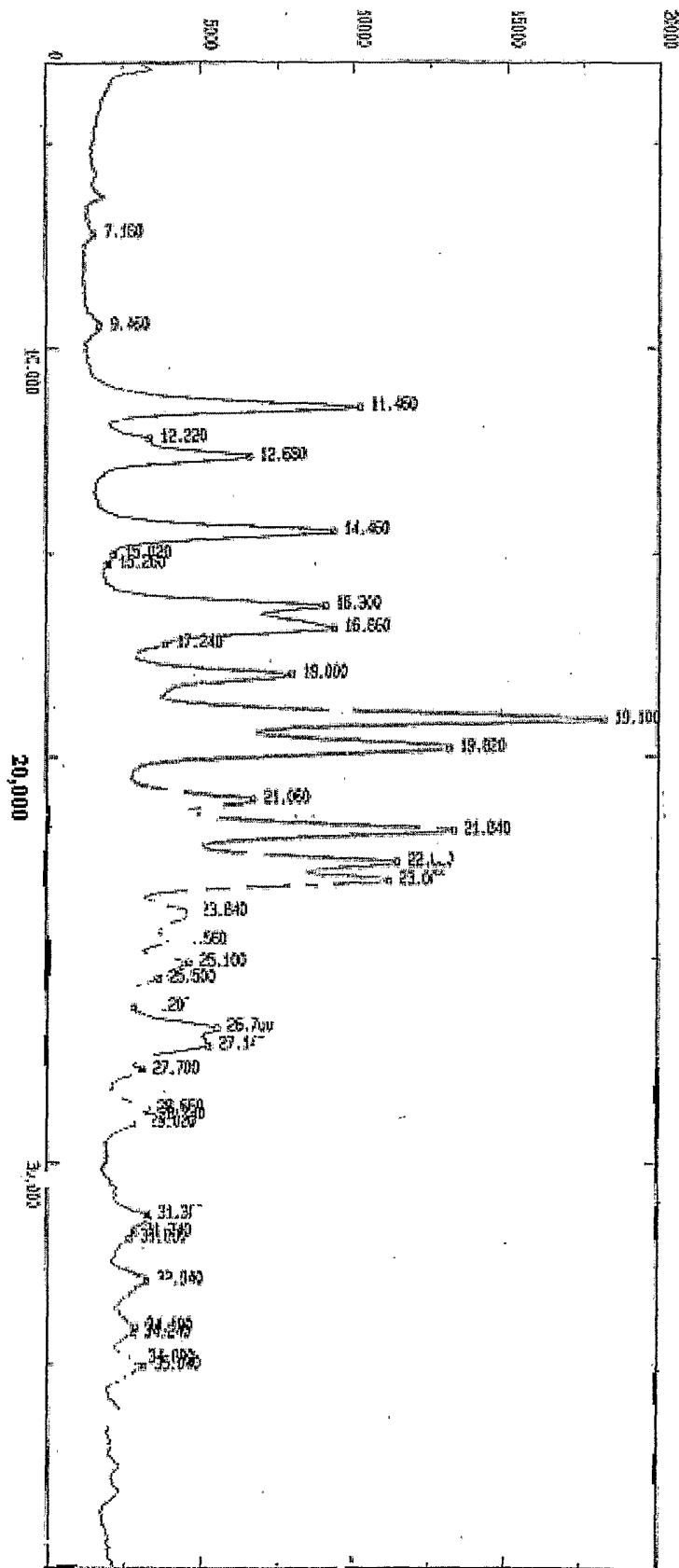


FIGURE 7

SHEET 7/8




FIGURE 8

SHEET 8/8

## INTERNATIONAL SEARCH REPORT

International Application No

PCT/IB2005/000114

A. CLASSIFICATION OF SUBJECT MATTER  
IPC 7 C07D239/42

According to International Patent Classification (IPC) or to both national classification and IPC

## B. FIELDS SEARCHED

Minimum documentation searched (classification system followed by classification symbols)

IPC 7 C07D

Documentation searched other than minimum documentation to the extent that such documents are included in the fields searched

Electronic data base consulted during the international search (name of data base and, where practical, search terms used)

EPO-Internal, WPI Data, CHEM ABS Data

## C. DOCUMENTS CONSIDERED TO BE RELEVANT

Category °	Citation of document, with indication, where appropriate, of the relevant passages	Relevant to claim No.
X,Y	WO 01/60804 A (ASTRAZENECA AB; ASTRAZENECA UK LIMITED; SHIONOGI & CO., LTD; TAYLOR, N) 23 August 2001 (2001-08-23) cited in the application the whole document	1-25
Y	WO 00/17150 A (LEK PHARMACEUTICAL AND CHEMICAL COMPANY D.D; PFLAUM, ZLATKO) 30 March 2000 (2000-03-30) page 1, line 21 - page 2, line 7 page 7, line 20 - page 11, line 14	1-25
Y	EP 0 520 406 A (NISSAN CHEMICAL INDUSTRIES LTD) 30 December 1992 (1992-12-30) claims 1,5	22,23
	----- -/--	

 Further documents are listed in the continuation of box C. Patent family members are listed in annex.

° Special categories of cited documents:

\*A\* document defining the general state of the art which is not considered to be of particular relevance

\*E\* earlier document but published on or after the international filing date

\*L\* document which may throw doubts on priority claim(s) or which is cited to establish the publication date of another citation or other special reason (as specified)

\*O\* document referring to an oral disclosure, use, exhibition or other means

\*P\* document published prior to the international filing date but later than the priority date claimed

\*T\* later document published after the international filing date or priority date and not in conflict with the application but cited to understand the principle or theory underlying the invention

\*X\* document of particular relevance; the claimed invention cannot be considered novel or cannot be considered to involve an inventive step when the document is taken alone

\*Y\* document of particular relevance; the claimed invention cannot be considered to involve an inventive step when the document is combined with one or more other such documents, such combination being obvious to a person skilled in the art.

\*&amp;\* document member of the same patent family

Date of the actual completion of the international search

17 May 2005

Date of mailing of the International search report

25/05/2005

Name and mailing address of the ISA

European Patent Office, P.B. 5818 Patentlaan 2  
NL - 2280 HV Rijswijk  
Tel. (+31-70) 340-2040, Tx. 31 651 epo nl,  
Fax: (+31-70) 340-3016

Authorized officer

Kollmannsberger, M

## INTERNATIONAL SEARCH REPORT

International Application No

PCT/IB2005/000114

## C.(Continuation) DOCUMENTS CONSIDERED TO BE RELEVANT

Category °	Citation of document, with indication, where appropriate, of the relevant passages	Relevant to claim No.
X	WO 97/03959 A (WARNER-LAMBERT COMPANY; BRIGGS, CHRISTOPHER, A; JENNINGS, REX, ALLEN;) 6 February 1997 (1997-02-06) claims 1-6 -----	13
X	WO 00/42024 A (ASTRAZENECA UK LIMITED; TAYLOR, NIGEL, PHILLIP) 20 July 2000 (2000-07-20) claim 1 -----	13

# INTERNATIONAL SEARCH REPORT

International application No.  
PCT/IB2005/000114

## Box II Observations where certain claims were found unsearchable (Continuation of item 2 of first sheet)

This International Search Report has not been established in respect of certain claims under Article 17(2)(a) for the following reasons:

1.  Claims Nos.:  
because they relate to subject matter not required to be searched by this Authority, namely:  

Although claim 25 is directed to a method of treatment of the human/animal body, the search has been carried out and based on the alleged effects of the compound/composition.
2.  Claims Nos.:  
because they relate to parts of the International Application that do not comply with the prescribed requirements to such an extent that no meaningful International Search can be carried out, specifically:
3.  Claims Nos.:  
because they are dependent claims and are not drafted in accordance with the second and third sentences of Rule 6.4(a).

## Box III Observations where unity of invention is lacking (Continuation of item 3 of first sheet)

This International Searching Authority found multiple inventions in this international application, as follows:

1.  As all required additional search fees were timely paid by the applicant, this International Search Report covers all searchable claims.
2.  As all searchable claims could be searched without effort justifying an additional fee, this Authority did not invite payment of any additional fee.
3.  As only some of the required additional search fees were timely paid by the applicant, this International Search Report covers only those claims for which fees were paid, specifically claims Nos.:
4.  No required additional search fees were timely paid by the applicant. Consequently, this International Search Report is restricted to the invention first mentioned in the claims; it is covered by claims Nos.:

Remark on Protest

- The additional search fees were accompanied by the applicant's protest.
- No protest accompanied the payment of additional search fees.

## INTERNATIONAL SEARCH REPORT

Information on patent family members

International Application No

PCT/IB2005/000114

Patent document cited in search report		Publication date	Patent family member(s)	Publication date
WO 0160804	A	23-08-2001	AU 775569 B2	05-08-2004
			AU 3208401 A	27-08-2001
			BG 106969 A	30-04-2003
			BR 0108378 A	11-03-2003
			CA 2397450 A1	23-08-2001
			CN 1418198 A	14-05-2003
			CZ 20022754 A3	13-11-2002
			EE 200200445 A	15-12-2003
			EP 1263739 A1	11-12-2002
			WO 0160804 A1	23-08-2001
			HU 0204051 A2	28-05-2003
			JP 2003523334 T	05-08-2003
			NO 20023853 A	14-08-2002
			NZ 520032 A	26-03-2004
			PL 356472 A1	28-06-2004
			SK 11742002 A3	04-02-2003
			US 2003045718 A1	06-03-2003
			ZA 200205331 A	03-10-2003
			WO 0017150	A
AT 271026 T	15-07-2004			
AU 765373 B2	18-09-2003			
AU 5528599 A	10-04-2000			
CA 2343646 A1	30-03-2000			
CN 1318046 A	17-10-2001			
DE 69918697 D1	19-08-2004			
EP 1466886 A2	13-10-2004			
EP 1114021 A1	11-07-2001			
HU 0103007 A2	29-05-2002			
WO 0017150 A1	30-03-2000			
IL 142055 A	20-06-2004			
JP 2002526467 T	20-08-2002			
NZ 509583 A	31-10-2003			
SI 1114021 T1	28-02-2005			
US 2003120086 A1	26-06-2003			
US 6583295 B1	24-06-2003			
US 2005049422 A1	03-03-2005			
EP 0520406	A	30-12-1992	JP 3528186 B2	17-05-2004
			JP 5148237 A	15-06-1993
			AT 170513 T	15-09-1998
			CA 2072162 A1	25-12-1992
			DE 69226822 D1	08-10-1998
			DE 69226822 T2	11-02-1999
			DK 520406 T3	14-12-1998
			EP 0520406 A1	30-12-1992
			EP 0742209 A2	13-11-1996
			ES 2120973 T3	16-11-1998
			KR 208867 B1	15-07-1999
			US 5473075 A	05-12-1995
			US 5514804 A	07-05-1996
			US 5284953 A	08-02-1994
WO 9703959	A	06-02-1997	AT 284868 T	15-01-2005
			AT 208375 T	15-11-2001
			AU 725424 B2	12-10-2000
			AU 6484296 A	18-02-1997
			BG 63630 B1	31-07-2002



## INTERNATIONAL SEARCH REPORT

Information on patent family members

International Application No

PCT/IB2005/000114

Patent document cited in search report	Publication date	Patent family member(s)	Publication date	
WO 9703959	A	BG 102187 A	30-10-1998	
		BR 9609872 A	23-03-1999	
		CA 2220018 A1	06-02-1997	
		CN 1190955 A ,C	19-08-1998	
		CY 2358 A	04-06-2004	
		CZ 9800121 A3	14-10-1998	
		CZ 294740 B6	16-03-2005	
		CZ 294695 B6	16-02-2005	
		DE 69616808 D1	13-12-2001	
		DE 69616808 T2	29-05-2002	
		DE 69634054 D1	20-01-2005	
		DK 1148049 T3	29-03-2005	
		DK 848705 T3	04-02-2002	
		EA 474 B1	26-08-1999	
		EE 9800015 A	17-08-1998	
		EP 1148049 A1	24-10-2001	
		EP 0848705 A1	24-06-1998	
		ES 2167587 T3	16-05-2002	
		HK 1018052 A1	01-11-2002	
		HR 960339 A1	30-04-1998	
		HU 9900678 A2	28-07-1999	
		IL 122118 A	14-07-1999	
		JP 11509230 T	17-08-1999	
		JP 3296564 B2	02-07-2002	
		NO 980207 A	16-01-1998	
		NZ 312907 A	22-12-2000	
		PL 324496 A1	25-05-1998	
		PT 848705 T	28-02-2002	
		SI 848705 T1	30-04-2002	
		SI 1148049 T1	28-02-2005	
		SK 6298 A3	07-10-1998	
		TW 486467 B	11-05-2002	
		WO 9703959 A1	06-02-1997	
US 5969156 A	19-10-1999			
ZA 9606044 A	03-02-1997			
WO 0042024	A	20-07-2000	AT 282027 T	15-11-2004
		AU 762909 B2	10-07-2003	
		AU 1882600 A	01-08-2000	
		BR 9916786 A	16-10-2001	
		CA 2356212 A1	20-07-2000	
		CN 1333756 A	30-01-2002	
		CZ 20012460 A3	17-10-2001	
		DE 69921855 D1	16-12-2004	
		EE 200100359 A	16-12-2002	
		EP 1144389 A1	17-10-2001	
		WO 0042024 A1	20-07-2000	
		HU 0104828 A2	29-07-2002	
		ID 29432 A	30-08-2001	
		JP 2002539078 T	19-11-2002	
		NO 20013368 A	05-09-2001	
		NZ 512560 A	29-08-2003	
		PL 348775 A1	17-06-2002	
		RU 2236404 C2	20-09-2004	
		SK 9632001 A3	03-12-2001	
		TR 200101894 T2	21-12-2001	
US 2004009997 A1	15-01-2004			
US 6589959 B1	08-07-2003			

# INTERNATIONAL SEARCH REPORT

Information on patent family members

International Application No

PCT/IB2005/000114

Patent document cited in search report	Publication date	Patent family member(s)	Publication date
WO 0042024	A	ZA 200105187 A	23-09-2002