Feb. 3, 1931. W. E. LILIENFIELD 1,791,417

CIGAR CONTAINER

Filed Dec. 10, 1930

Fig. 1.

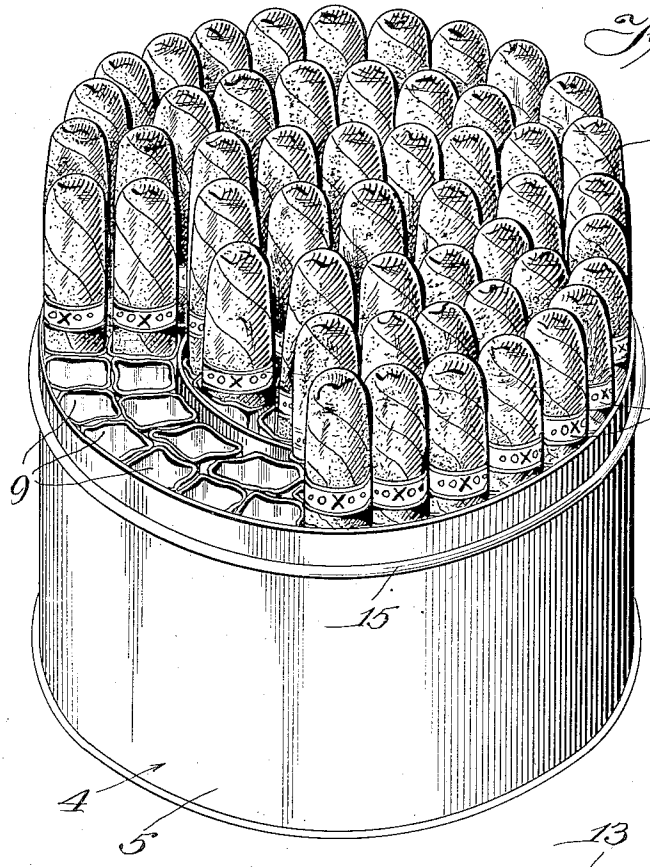

Fig. 3.

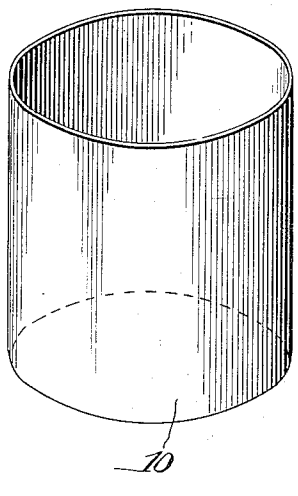

Fig. 2.

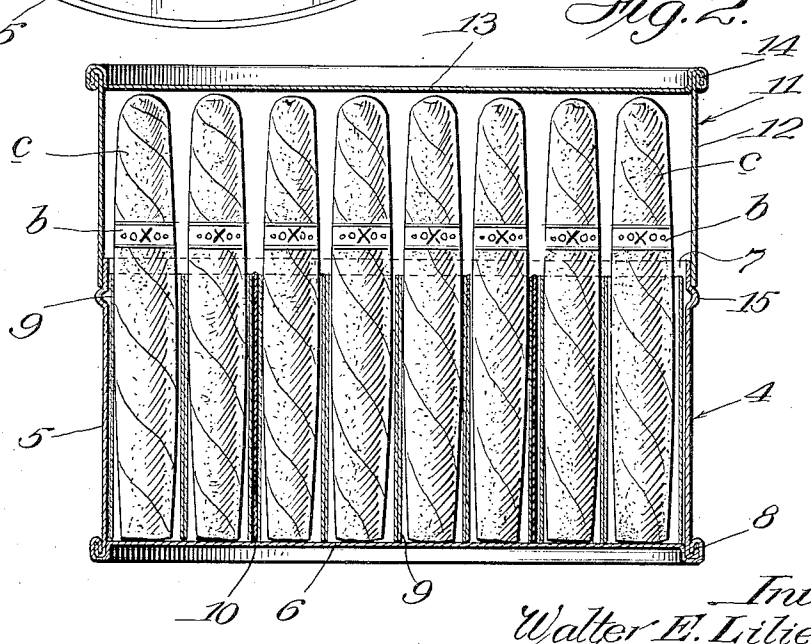

Inventor
Walter E. Lilienfield.
By Fred Gerlach
his Attty.

Patented Feb. 3, 1931 1,791,417

UNITED STATES PATENT OFFICE

WALTER E. LILIENFIELD, OF CHICAGO, ILLINOIS, ASSIGNOR TO LILIENFIELD BROS. & COMPANY, OF CHICAGO, ILLINOIS, A CORPORATION OF ILLINOIS

CIGAR CONTAINER

Application filed December 10, 1930. Serial No. 501,270.

The present invention relates generally to sheet metal containers. More particularly the invention relates to that type of container which is designed to retain cigars in a vertical or upright position and comprises a cylindrically shaped body-member and a complemental cover for closing the top portion of the body-member.

In the cigar industry it is now common practice for the manufacturer or distributor to utilize for cigar packing purposes a cylindrical sheet metal container in which the side wall of the container body is slightly greater in height than the cigars and as a result completely surrounds or envelops the tips as well as the lower parts of the cigars. Upon receipt of the container from the manufacturer or distributor, the retailer usually removes the cover and then places the cylindrically shaped body-member in which the cigars are retained either in or on a display cabinet so that the cigars are readily accessible for retail distribution. In use by the retailer, the container has proved to be objectionable for several reasons. In the first place, a prospective purchaser can see only the tip parts and therefore is unable to examine the cigars for the purpose of ascertaining the mildness or character of the tobacco without withdrawing them from the body-member. Secondly, in removing or withdrawing a cigar from the body-member the contiguous cigars are sometimes broken or damaged by virtue of the fact that the side wall envelops the cigars and permits of access to only the tip parts.

The primary object of the invention is to provide a cigar container of the type hereunder consideration which obviates or disposes of the objections that are to be found in connection with previously designed containers by virtue of the fact that the body-member is so constructed and proportioned that it retains the cigars so the upper parts, as well as the tips thereof are exposed when the cover is removed and it is possible to grasp the sides of the cigars in removing the cigars from the container.

Another object of the invention is to provide a container of the aforementioned character in which the body-member is equipped with collapsible sheaths for individually retaining the cigars in a vertical or upright position and preventing them from falling over after some have been removed from the container.

A further object of the invention is the provision of a tubular element which is adapted to surround the cigars in the central portion of the body-member and operates to reinforce the sheaths and prevent collapse of the latter when the body-member is half or partially empty.

A still further object of the invention is to provide a cigar container which is generally of new and improved construction and may be manufactured at a comparatively low cost.

Other objects of the invention and the various advantages and characteristics of the present container construction will be apparent from a consideration of the following detailed description.

The invention consists in the several novel features which are hereinafter set forth and are more particularly defined by claims at the conclusion hereof.

In the drawing which accompanies and forms a part of this specification or disclosure and in which like numerals of reference denote corresponding parts throughout the several views:

Figure 1 is a perspective of a cigar container embodying the invention, the cover being omitted in order to illustrate the manner in which cigars are retained by the body-member so that the upper parts thereof are uncovered or exposed and may be readily grasped in removing the cigars from the container;

Figure 2 is a vertical section showing in detail the construction of the cover and exhibiting that the cover operates when in its closed position to surround or envelop the upper parts of the cigars and cooperates with the side wall of the body-member to house the cigars completely; and

Figure 3 is a perspective of the tubular element which is disposed in the central portion of the body-member and operates to surround some of the cigars in the container and to re-

inforce the sheaths for individually supporting the cigars.

The container which forms the subject matter of the invention is designed for the express purpose of retaining a group of cigars *c* having trade-mark bearing bands *b* extending therearound. It comprises a body-member 4 which consists of a cylindrical sheet metal side wall 5 and a circular or disk-like sheet metal bottom 6 for closing the lower portion of the container. The side wall 5, together with the bottom 6, forms a chamber 7 in which the cigars *c* are adapted to be retained in an upright or vertical position. The bottom end of the side wall is bent outwardly and then upwardly to form an annular flange 8. The bottom 6 forms a supporting surface for the lower end parts of the cigars and has the marginal part thereof bent upwardly and then inwardly around the annular flange 8 to form an interlocking connection whereby the bottom and side wall are secured rigidly together. The cylindrical side wall 5 is of such height that the top edge thereof terminates adjacent the central or intermediate parts of the cigars and beneath the bands *b*. As a result of this arrangement, the upper parts of the cigars, as well as the tips, are exposed. An advantage of this arrangement is that the cigars may be grasped at the sides thereof in removing them from the container. By permitting the cigars to be grasped at the sides, instead of the tips, damage or injury is avoided. A further advantage or characteristic of having the upper parts of the cigars exposed is that a prospective purchaser may readily ascertain the quality and character of the tobacco and may note the brand of the cigars by virtue of the fact that the trade-mark bearing bands *b* are clearly visible.

To support the cigars *c* individually so that they are not likely to fall after a portion of them have been removed from the body-member, sheaths 9 are provided. These sheaths are formed of paper or any other suitable material and are arranged in concentric circular rows in the chamber 7, as illustrated in Figure 1 of the drawing. They terminate slightly beneath the top edge of the side wall 5 of the body-member and encase the lower parts of the cigars. In order to facilitate insertion of the sheaths into the chamber 7, the sheaths of each circular row are joined together. The sheaths are held in place by means of a tubular, element 10 which is preferably formed of cardboard so that it is substantially rigid. This element is cylindrical in conformation and is positioned in the central portion of the chamber 7. It surrounds the cigars in the center of the container and reinforces the sheaths so that they do not collapse or move out of place when the body-member is tilted or a portion of the cigars is removed from the chamber.

In addition to the body-member 4, the container comprises a cover 11 which consists of an annular or cylindrical sheet metal skirt 12 and a circular or disk-like sheet metal top 13. The skirt 12 is adapted to telescope around the top end of the side wall 5 and has the upper marginal portion thereof bent outwardly and then downwardly to form an annular flange 14. The outer marginal part of the top 13 extends downwardly and then upwardly around the flange 14 so as to form an interlock which operates to connect rigidly the top and skirt. The skirt is of such height that when the cover is in its closed position, it surrounds or envelops the upper and tip parts of the cigars and cooperates with the side wall 5 to house the cigars completely. The bottom edge of the skirt is adapted to rest on an annular bead 15 on the side wall 5 when the cover is in its closed position, in order to limit downward movement of the cover relatively to the body-manner 4 and thereby prevent the top 13 from engaging and crushing the tips of the cigars. The bead 15 is preferably formed by deflecting outwardly the upper end of the side wall 5 and is disposed beneath the top edge of said side wall a sufficient distance to form a relatively large bearing surface for the skirt.

In packing or filling the container the cigars *c* are inserted into the sheaths 9 in the body-member 4 so that they stand in a vertical or upright position and the trade-mark bearing bands *b* are positioned above the upper or top edge of the side wall 5. After arranging the cigars in this manner, the cover 11 is applied by shifting the cylindrical skirt 12 around the exposed upper parts of the cigars and sliding the same so that the lower edge thereof abuts against the bead 15. When the container is to be used by a retail distributor, the cover 11 is removed and the body-member 4, together with the cigars, is placed in or on a display cabinet. In view of the fact that the upper parts of the cigars are exposed, a prospective purchaser may ascertain the brand of the cigars and note the quality or character of the tobacco without first withdrawing the cigars from the body-member. When a cigar is to be withdrawn the sides of the selected cigar are grasped without occasioning injury or damage to the contiguous cigars.

The container disclosed herein may be manufactured at a comparatively low cost and is extremely efficient when used to display cigars. If desired, the cigars may be encased in a transparent air-tight wrapper or case so as to prevent them from drying out when the cover is removed.

The invention is not to be understood as restricted to the details set forth, since these may be modified within the scope of the ap-

pended claims without departing from the spirit and scope of the invention.

Having thus described the invention, what I claim as new and desire to secure by Letters Patent, is:

1. A container for retaining and displaying in an upright position a group of cigars, comprising a substantially rigid body-member consisting of a bottom and a continuous side wall, said side wall forming with the bottom a chamber for the cigars and being of such height and so proportioned that the upper parts of the cigars, as well as the tips, extend thereabove and may be grasped at the sides thereof for removal purposes, means disposed wholly within the chamber for holding the cigars in place and preventing them from falling to the bottom after some have been removed, and a substantially rigid cover consisting of a top and a skirt depending from the top and adapted, when the cover is in its closed position, to surround the upper parts of the cigars and to cooperate with the body-member and the top to house the cigars completely.

2. A container for retaining and displaying in an upright position a group of cigars having trade-mark bearing bands around the upper parts thereof, comprising a substantially rigid body-member consisting of a bottom and a continuous side wall, said side wall forming with the bottom a chamber for the cigars and being of such height and so proportioned that it terminates adjacent the central or intermediate parts of the cigars so as to expose the bands and permit the cigars to be grasped at the sides thereof during removal from the chamber, means disposed wholly within the chamber forming partitions for supporting the cigars individually and holding them in place, and a substantially rigid cover consisting of a top and a skirt depending from the top and adapted, when the cover is in its closed position, to surround the upper parts of the cigars and to cooperate with the body-member and the top to house the cigars completely.

3. A container for retaining and displaying in an upright position a group of cigars, comprising a substantially rigid body-member consisting of a circular bottom and a cylindrical side wall, said side wall having an outwardly extending annular bead beneath its upper edge and forming with the bottom a chamber for the cigars and being of such height and so proportioned that the upper parts of the cigars, as well as the tips, extend thereabove and may be grasped at the sides thereof for removal purposes, means within the chamber forming partitions for supporting the cigars individually and holding them in place, and a substantially rigid cover consisting of a circular top and a cylindrical skirt depending from the top and adapted to surround the upper parts of the cigars and cooperate with the body-member and the top to house the cigars completely, and to fit around the upper margin of the side wall and abut against the bead so as to prevent the cover from being forced into engagement with the tips of the cigars during application thereof to the body-member.

4. A container for retaining and displaying in an upright position a group of cigars, comprising a substantially rigid body-member consisting of a bottom and a continuous side wall, said side wall forming with the bottom a chamber for the cigars and being of such height and so proportioned that the upper parts of the cigars, as well as the tips, extend thereabove and may be grasped at the sides thereof for removal purposes, collapsible sheaths disposed in the chamber and arranged to form partitions for supporting the cigars individually and holding them in place, a tubular sheath-reinforcing element positioned in the central portion of the chamber and surrounding the cigars and sheaths in said portion, and a substantially rigid cover consisting of a top and a skirt depending from the top and adapted, when the cover is in its closed position, to envelop the upper parts of the cigars and to cooperate with the body-member and the top to house the cigars completely.

Signed at Chicago, Illinois, this 22d day of November, 1930.

WALTER E. LILIENFIELD.