

(19) World Intellectual Property Organization
International Bureau



(43) International Publication Date
29 June 2006 (29.06.2006)

PCT

(10) International Publication Number
WO 2006/066305 A1

(51) International Patent Classification:

B65D 85/57 (2006.01) **G11B 33/04** (2006.01)
B65D 85/30 (2006.01) **C09D 133/08** (2006.01)
B65D 25/00 (2006.01) **C09D 5/00** (2006.01)

(21) International Application Number:

PCT/AU2004/001843

(22) International Filing Date:

23 December 2004 (23.12.2004)

(25) Filing Language:

English

(26) Publication Language:

English

(71) Applicant (for all designated States except US): **MEDIA TECHNOLOGY PTY LTD** [AU/AU]; 9 Orion Road, Lane Cove, New South Wales 2066 (AU).

(72) Inventor; and

(75) Inventor/Applicant (for US only): **MORTON, Allan** [AU/AU]; 9 King Charles Drive, Sovereign Island, Gold Coast, Queensland 4216 (AU).

(74) Agent: **GRIFFITH HACK**; 509 St Kilda Road, Melbourne, Victoria 3004 (AU).

(81) Designated States (unless otherwise indicated, for every kind of national protection available): AE, AG, AL, AM, AT, AU, AZ, BA, BB, BG, BR, BW, BY, BZ, CA, CH, CN, CO, CR, CU, CZ, DE, DK, DM, DZ, EC, EE, EG, ES, FI, GB, GD, GE, GH, GM, HR, HU, ID, IL, IN, IS, JP, KE, KG, KP, KR, KZ, LC, LK, LR, LS, LT, LU, LV, MA, MD, MG, MK, MN, MW, MX, MZ, NA, NI, NO, NZ, OM, PG, PH, PL, PT, RO, RU, SC, SD, SE, SG, SK, SL, SM, SY, TJ, TM, TN, TR, TT, TZ, UA, UG, US, UZ, VC, VN, YU, ZA, ZM, ZW.

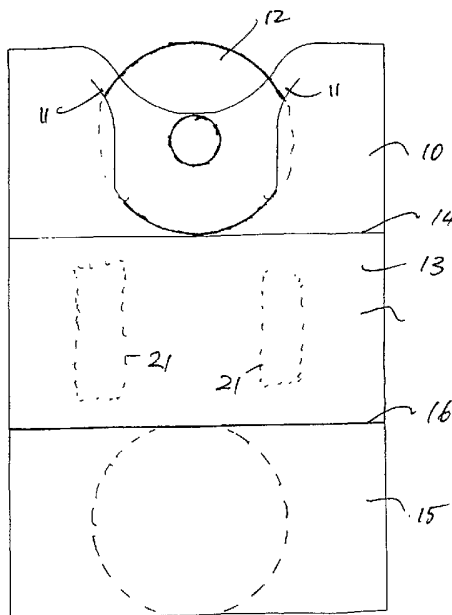
(84) Designated States (unless otherwise indicated, for every kind of regional protection available): ARIPO (BW, GH, GM, KE, LS, MW, MZ, NA, SD, SL, SZ, TZ, UG, ZM, ZW), Eurasian (AM, AZ, BY, KG, KZ, MD, RU, TJ, TM), European (AT, BE, BG, CH, CY, CZ, DE, DK, EE, ES, FI, FR, GB, GR, HU, IE, IS, IT, LT, LU, MC, NL, PL, PT, RO, SE, SI, SK, TR), OAPI (BF, BJ, CF, CG, CI, CM, GA, GN, GQ, GW, ML, MR, NE, SN, TD, TG).

Published:

— with international search report

For two-letter codes and other abbreviations, refer to the "Guidance Notes on Codes and Abbreviations" appearing at the beginning of each regular issue of the PCT Gazette.

(54) Title: A PACKAGE FOR CDS AND ALIKE



(57) Abstract: The present invention relates to a package for mailing CDs, DVDs or other optical computer readable mediums made of materials that include polycarbonate. The package includes a panel, preferably made of paperboard material, against which a surface of the optical computer readable medium can be located to protect against damage during mailing. The panel has a coating applied thereto that has a hardness that is less than the hardness of the polycarbonate material from which the optical computer readable medium is made in order to prevent the panel from scratching the surface of the optical computer readable medium. Although the coating may be in any form, it is preferred that the coating include an acrylic polymeric material.

WO 2006/066305 A1

- 1 -

A PACKAGE FOR CDs AND ALIKEField and Background of the Present Invention

5 The present invention relates to a package
suitable for mailing CDs, DVDs and other optical computer
readable medium such as Super Density Compact Disks
(SDCDs) and HybridDVDs.

10 Generally speaking packages for mailing CDs and
other optical computer readable medium are designed to
withstand stresses applied by high speed sorting machinery
and prevent damage to the optical computer readable medium
while being mailed. Handling the package by high speed
sorting machinery and transporting the package from one
location to another invariably causes the CD to move at
15 least to some extent despite the packages being carefully
designed to prevent such movement.

In addition, CDs, DVDs and other optical computer
readable medium are normally made of materials that
include polycarbonate, which, compared to paperboard and
20 most other packaging materials, is relatively soft.

As a result, a difficulty that can be encountered
with some packages is that the optical computer readable
medium is susceptible to scratching caused by relative
movement between the optical computer readable medium and
25 the packaging material during sorting and transportation.

The scratches sustained may not only detract from
the visual appearance of the optical computer readable
medium, but can also inhibit the ability to read
information from a readable surface of the optical
30 computer readable medium which is normally smooth and
shiny.

It is therefore an object of the present invention to
provide an alternative package suitable for mailing
optical computer readable mediums.

35

Summary of the Invention

According to the present invention there is provided a package for mailing CDs, DVDs or other optical computer readable mediums made of materials that include polycarbonate, the package including a panel against which a surface of the optical computer readable medium can be located to protect against damage during mailing, and wherein the panel has a coating applied thereto that has a hardness that is less than the hardness of the polycarbonate material from which the optical computer medium is made in order to prevent the panel from scratching the surface of the optical computer readable medium.

It is preferred that the surface of the optical computer readable medium be one or a combination of a readable surface or an opposite surface on which information is usually printed.

It is preferred that the coating applied to the panel include an acrylic polymeric material.

It is also preferred that the acrylic polymeric material include constituents that influence any one or a combination of: i) the softness of the coating; and ii) friction between the coating and the optical computer readable medium.

It is preferred that the frictional characteristics between the coating and a CD or alike be at least in part influenced by the amount of silicon in the coating.

The coating may be cured using any suitable method, however according to one embodiment, it is preferred that the coating be curable by ultra violet (UV) light.

In the instance when the coating is in the form a acrylic polymeric material that is UV light curable, it is preferred that the coating have the following composition:

CONSTITUENT	MASS PERCENTAGE (%)
Multifunctional acrylic oligomers	25 - 35
Acrylated modified epoxy	20 - 30
Acrylated silicone	1 - 3
Petroleum wax dispersion	10 - 20
Other constituents	44 - 12

It is preferred that the coating be applied to the panel of the package using known printing techniques.

5 In order for the coating to be applied using printing techniques, the coating before being cured, must have a suitable viscosity. Our research has established that an aqueous dispersion of the coating having viscosity properties suitable for printing can be obtained when the
10 acrylated modified epoxy constituent mention in the table above is substituted with a styrenated acrylic dispersion.

Having now discussed the nature of the coating in more detail, other preferred aspects relating to the structure and mode of manufacture of the package will now
15 be discussed.

For instance, although it is possible that the panel to which the coating is applied may be made of any suitable material include thermosetting and thermoplastic resins, it is preferred that the panel be made of a
20 paperboard material. An advantage provided by paperboard is that it is a low cost material that can be cut and folded into a package that can be mailed.

Moreover, the package may have any suitable shape and configuration for receiving a CD or alike optical
25 computer readable medium. For example, the package may consist solely of a single panel having slots and notches designed to receive the edges of an optical computer readable medium in order to retain the medium to the package. In this instance, the single panel may be mailed
30 by itself or alternatively, the single panel can be placed

- 4 -

inside a separate envelope corresponding to the size of the panel.

Another example is that the package may be in the form of a pocket, satchel, wallet or an envelope.

5 In the instance when the package is a wallet or envelope, it is preferred that the package have at least two interconnected panels, whereby a readable surface of the optical computer readable medium can be located against one of the panels and the opposite side of the
10 optical computer readable medium can be located against one of the other panels.

When the package includes two or more panels that contact both sides of the CD or alike, it is preferred that the coating be applied to both panels against which
15 the surface of the CD or other computer readable medium can be located.

Moreover the package may, for example, have the shape and configuration of any one of the designs illustrated in our Australian design applications and
20 registrations of a CD wallet blank. Details of our design applications and registrations are as follows and are hereby incorporated into this patent specification.

Australian design applications	Australian design registrations
3380/03	147943
3381/03	147944
3382/03	
3383/03	
3384/03	
3385/03	

25 According to the present invention there is provided a method for making a package for mailing CDs, DVDs or other optical computer readable mediums made of materials that include polycarbonate, the package including a panel against which a surface of the optical

- 5 -

computer readable medium can be located to protect against damage during mailing, and wherein the method includes applying a coating that when cured has a hardness that is less than the hardness of the polycarbonate material from which the optical computer readable medium is made in order to prevent the panel from scratching the optical computer readable medium.

The method of the invention may also include any one or a combination of the preferred features of the package of the invention described above. For example, it is preferred that the method includes applying the coating using a known printing technique.

In the instance in which the package is made from a paperboard material that is made with a grain direction, and the panel of the package on which the coating is applied includes one or more retaining slots that can receive edges of the optical computer readable medium for holding the optical computer readable medium to the panel, it is preferred that the method includes cutting at least part of the slots in a direction that is substantially parallel to the direction of the grain of the paperboard. An advantage provided by this preferred aspect is that the cuts will not tend to have burrs caused by cutting.

According to the present invention there is also provided a coating material that can be applied to a panel of a package for mailing CDs, DVDs or other computer readable medium made of polycarbonate material, the coating when applied and cured on the panel has a hardness that is less than the hardness of the polycarbonate material from which the optical computer readable medium is made, such that coating can prevent scratching a surface of the optical computer readable medium, wherein the coating material has any one or a combination of the features of the coating described above.

Brief Description of Drawings

Three alternative embodiments of a package of the present invention will now be described with reference to the accompanying drawings, of which:

Figure 1 is a CD wallet blank according to a first embodiment and is the subject matter of Australian design registration no. 147944;

Figure 2 is a CD wallet blank according to a second embodiment and is the subject matter of Australian design registration no. 147943;

Figure 3 is a CD wallet blank according to a third embodiment and is the subject matter of Australian design application no. 3383/2003; and

Figure 4 is a CD wallet blank according to a fourth embodiment and is the subject matter of Australian design application no. 3385/2003.

Detailed Description of Preferred Embodiment

Figures 1 to 4 illustrate four CD wallet blanks than can be folded to form packages for mailing CDs and other optical computer readable mediums. The three embodiments shown in Figures 1 to 3 each include a number of identical or similar features and the same reference numerals have been used to identify the same features on the different embodiments where possible.

It will be appreciated that the package of the present invention is by no means limited to the CD wallets shown in the figures.

For instance, the package of the present invention may be in any suitable form having a panel on which the CD or other optical computer readable medium can be located to protect the CD or alike during mailing. More particularly, the package may be in the form of a pocket or satchel comprising two rectangular shaped panels that are interconnected along three sides to form a cavity in

- 7 -

which the CD or alike can be located.

Each of the CD wallet blanks shown in the figures comprise two or more paperboard panels interconnected by fold lines. Paperboard has been chosen as the preferred material of construction because it is a low cost material that can be used in high-speed production processes. Paperboard is also preferred for several other reasons including biodegradability and printability.

In the case of Figure 1, the CD wallet blank comprises three panels namely a front panel 10 having slots 11 for receiving and retaining a CD 12 to a front face of the panel 10, a second intermediate panel 13 connected by a fold line 14 to the front panel 10 and a third panel 15 interconnected to the intermediate panel 13 by a fold line 16. When assembled, the intermediate panel is folded backwards and glued to the back face of the front panel 10 such that the third panel forms a flap that can then be folded downwardly over the front face of the front panel 10 and thereby form a closeable wallet.

Figure 2 illustrates an embodiment of a CD wallet blank comprising two panels interconnected by a fold line 17 in which one panel 18 comprises a pair of slots 11 for receiving the edges of the CD 12 to hold and secure the CD 12 to the front face of the panel 18. In use, the opposite panel 19 can then be folded over the front face to close the CD wallet. A disadvantage with this design of CD wallet is that that the edges of the CD protruding through the slots 11 are not contained within the envelope.

The blank shown in Figure 3 is substantially the same as the blank shown in Figure 1, however, the front face of the front panel 10 includes an additional set of slots 20 that are designed to receive the lower corners 21 of the flap in order to hold the flap in a closed folded position.

Despite the three CD wallet blanks being specifically designed for mailing CDs or alike, it is

- 8 -

possible for the CDs to be scratched by moving within each package. This problem has at least to a large extent been overcome by applying a coating to the package that has a hardness that is less than the hardness of the polycarbonate material from which CDs or alike may be made.

Specifically, in the case of the embodiment shown in Figures 1 and 3, the coating material is applied to a region of the front face of the front panel 10 that would be covered by the CD 12. The coating material may also be applied to the back face of the front panel 10 that would be contacted by the edges of the CD when received in the slots 11. In addition, the coating may also be applied in a circular shape to a back face of the flap 15 which would come into contact with the front face of the CD 12 when the flap is followed down into a closed position.

Furthermore, two regions illustrated as a pair of rectangles in dotted lines 21 on the back face of the intermediate panel 13 may also come into contact with the edges of the CD extending through the slots 11 in the front face of the front panel 10. In order to prevent the CD from being scratching by contact with the back face of the intermediate panel, the coating may also be applied to the back face of the intermediate panel 13 in the regions identified by the rectangular boxes 21.

According to the embodiment shown in figure 2 a CD or other optical computer readable medium will contact the front face of the front panel 18 shown in an outline of the CD 12 and the front face of the second panel 19 indicated by the partial circle shown in Figure 2. In addition, the edges of the CD protruding through the slots 11 in the front panel, will also contact the back face of the front panel and can be protected from scratching by coating being applied in the region identified by dashed lines 22.

It is envisaged that the coating material will be applied to each of the regions of the CD wallet described

- 9 -

above that are contacted by the CD.

Figure 4 illustrates yet another embodiment of a CD wallet blank comprising two panels 22 and 23 that are interconnected by a fold line 21. When assembled, the two panels 22 and 23 are folded onto each other and are fixed together by glue lines 25 to form an envelope in which a CD or alike can be placed for mailing. A top panel 26 connected to panel 23 by fold line 27 forms a flap that can be folded downwardly over the panels 22 and 23 to form a closeable wallet.

Dashed lines 28 on panels 22 and 23 represent areas of the blank that may be contacted by a CD when placed in the assembled wallet. Accordingly, it is envisaged that the coating material can be applied in the areas denoted by the dashed lines 28.

The coating material applied to the package may have any suitable composition that has a hardness less than the hardness of the polycarbonate material used for making CDs. However as a result of research undertaken, we have developed a coating material that is particularly suited to this application. Specifically, the coating material is essentially an acrylic polymeric material including silicon and wax constituents that form a mixture having suitable softness and friction properties to prevent the CD or other optical computer readable material from scratching in the event of the CD moving within the package. The table below provides a detailed breakdown of constituents of a preferred coating material.

CONSTITUENT	MASS PERCENTAGE (%)
Multifunctional acrylic oligomers	25 - 35
Acrylated modified epoxy	20 - 30
Plasticizing resin	1 - 5
Hydrogen donor	2 - 7
Hydrogen abstracting initiator	3 - 5
Type 1 initiator	1 - 3
Acrylated silicone	1 - 3
Petroleum lube	0 - 1
Polyethylene dispersion	1 - 5
Petroleum wax dispersion	10 - 20
Optical brightener	0 - 1
Siloxane	0 - 1
Stabilizer	0 - 1

In the instance when the coating material is to be applied using known printing techniques, the acrylated modified epoxy constituent can be substituted with a styrenated acrylic dispersion such that the coating material has a suitable viscosity.

In addition, the method for manufacturing the package preferably also includes die cutting the slots for receiving the edges of the CD in a direction substantially parallel with the grain of the paper board material.

A person skilled in the art would appreciate that modifications may be made to embodiments described above without departing from the spirit and scope of the present invention.

For example, it is possible that the package for a CD or alike may be manufactured from any suitable material including thermoplastic and thermosetting resins.

- 11 -

THE CLAIMS DEFINING THE INVENTION ARE AS FOLLOWS:

1. A package for mailing CDs, DVDs or other optical computer readable mediums made of materials that include polycarbonate, the package including a panel against which a surface of the optical computer readable medium can be located to protect against damage during mailing, and wherein the panel has a coating applied thereto that has a hardness that is less than the hardness of the polycarbonate material from which the optical computer medium is made in order to prevent the panel from scratching the surface of the optical computer readable medium.
2. The package according to claim 1, wherein the surface of the optical computer readable medium may be either one or a combination of either a readable surface or an opposite surface on which information is usually printed.
3. The package according to claim 2, wherein the coating applied to the panel includes an acrylic polymeric material.
4. The package according to claim 3, wherein the acrylic polymeric material includes constituents that influence any one or a combination of: i) the softness of the coating; and ii) friction between the coating and the optical computer readable medium.
5. The package according to any one of the preceding claims, wherein the coating contains silicon.
6. The package according to any one of the preceding claims, wherein the coating can be cured by ultra violet (UV) light.

- 12 -

7. The package according to any one of the preceding claims, wherein the coating comprises the following:

CONSTITUENT	MASS PERCENTAGE (%)
Multifunctional acrylic oligomers	ranging from 25 to 35
Acrylated modified epoxy	ranging from 20 to 30
Acrylated silicone	ranging from 1 to 3
Petroleum wax dispersion	ranging from 10 to 20
Other constituents	ranging from 44 to 12

5 8. The package according to claim 7, wherein the acrylated modified epoxy constituent of the coating is substituted with a styrenated acrylic dispersion to enable the coating to be applied using standard printing techniques.

10

9. The package according to any one of the preceding claims, wherein the panel be made of a paperboard material.

15

10. The package according to any one of the preceding claims, wherein the package consists solely of a single panel having slots and/or notches designed to receive the edges of an optical computer readable medium in order to retain the medium to the panel.

20

11. The package according to any one of claims 1 to 9, wherein the package has at least two interconnected panels, whereby a readable surface of the optical computer readable medium can be located against one of the panels and the opposite side of the optical computer readable medium can be located against one of the other panels.

25

12. The package according to claim 11, wherein the coating is applied to the panel for contacting the readable surface of the optical computer readable medium

30

- 13 -

and the panel for contacting the opposite side of the optical computer readable medium.

13. A method for making a package for mailing CDs, DVDs or other optical computer readable mediums made of materials that include polycarbonate, the package including a panel against which a surface of the optical computer readable medium can be located to protect against damage during mailing, and wherein the method includes applying a coating that when cured has a hardness that is less than the hardness of the polycarbonate material from which the optical computer readable medium is made in order to prevent the panel from scratching the optical computer readable medium.

14. The method according to claim 13, wherein the coating includes an acrylic polymeric material.

15. The method according to claim 13 or 14, wherein the coating comprises the following:

CONSTITUENT	MASS PERCENTAGE (%)
Multifunctional acrylic oligomers	ranging from 25 to 35
Acrylated modified epoxy	ranging from 20 to 30
Acrylated silicone	ranging from 1 to 3
Petroleum wax dispersion	ranging from 10 to 20
Other constituents	ranging from 44 to 12

16. The method according to claim 15, wherein the acrylated modified epoxy constituent of the coating is substituted with a styrenated acrylic dispersion.

17. The method according to claim 16, wherein the coating is applied using known printing techniques.

18. The method according to any one claims 13 to 17,

wherein the panel is made from paperboard material and the method includes cutting one or more retaining slots that can receive edges of the optical computer readable medium for holding the optical computer readable medium to the panel.

19. A coating material that can be applied to a panel of a package for mailing CDs, DVDs or other computer readable medium made of polycarbonate material, the coating when applied and cured on the panel has a hardness that is less than the hardness of the polycarbonate material from which the optical computer readable medium is made, such that coating can prevent scratching a surface of the optical computer readable medium.

20. The coating material according to claim 19, including an acrylic polymeric material.

21. The coating material according to claim 19 or 20, wherein the coating comprises the following:

CONSTITUENT	MASS PERCENTAGE (%)
Multifunctional acrylic oligomers	ranging from 25 to 35
Acrylated modified epoxy	ranging from 20 to 30
Acrylated silicone	ranging from 1 to 3
Petroleum wax dispersion	ranging from 10 to 20
Other constituents	ranging from 44 to 12

22. The coating material according to claim 21, wherein the acrylated modified epoxy constituent of the coating is substituted with a styrenated acrylic dispersion.

Figure 1

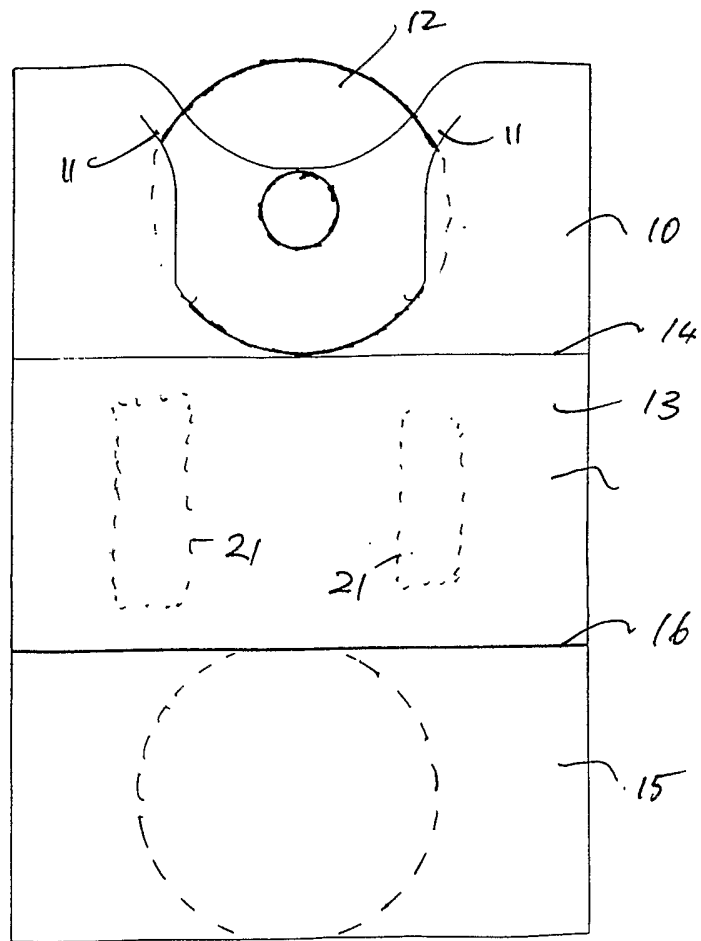


Figure 2

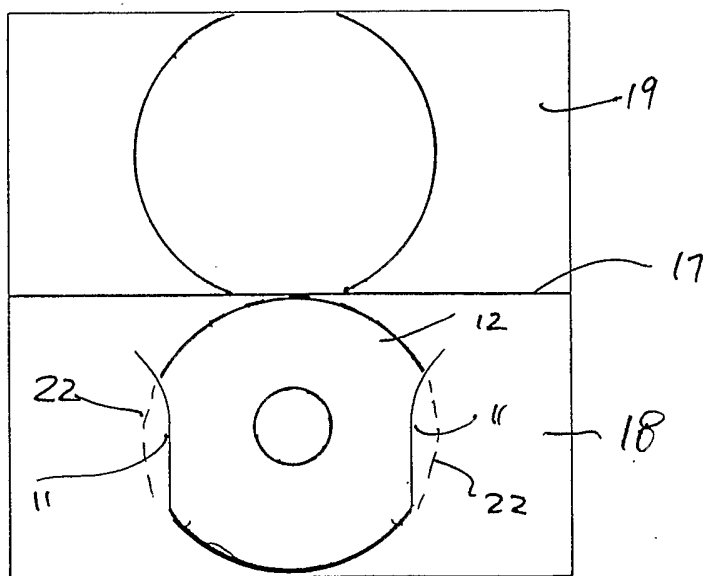


Figure 3

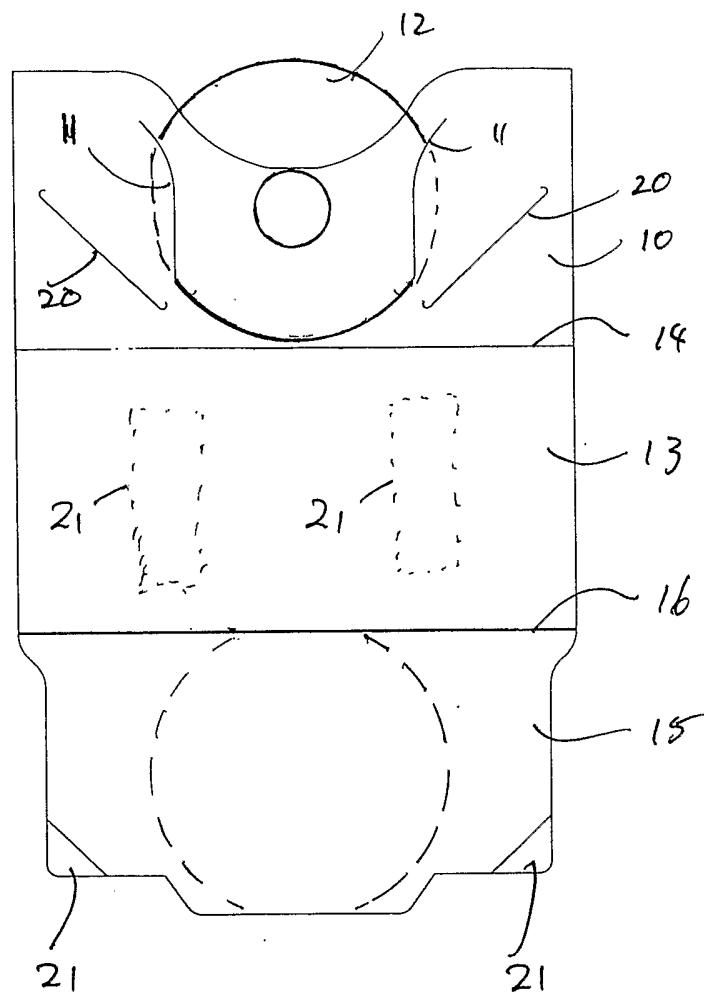
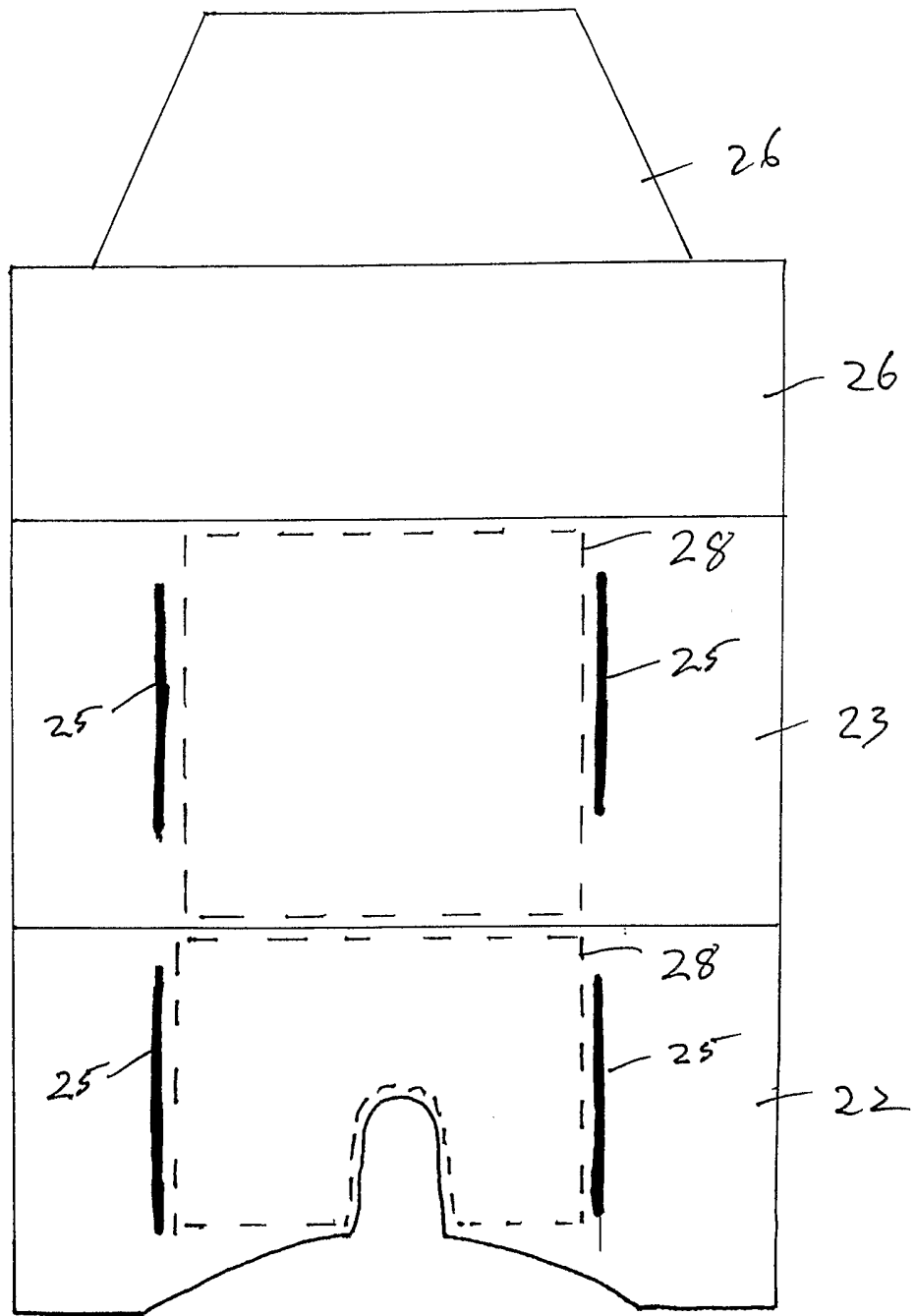


Figure 4



INTERNATIONAL SEARCH REPORT

International application No.

PCT/AU2004/001843

A. CLASSIFICATION OF SUBJECT MATTER Int. Cl. ⁷ : B65D 85/57, 85/30, 25/00, G11B 33/04, C09D 133/08, 5/00 According to International Patent Classification (IPC) or to both national classification and IPC		
B. FIELDS SEARCHED Minimum documentation searched (classification system followed by classification symbols) Documentation searched other than minimum documentation to the extent that such documents are included in the fields searched AU IPC B65D 85/57, G11B 33/04 (1975 - 2005) Electronic data base consulted during the international search (name of data base and, where practicable, search terms used) DWPI IPC B65D 85/- , 65/- , 75/- , G11B 23/- , 33/- , & keywords: package, holder, wallet, case, casing, disk, disc, CD, DVD, coat, layer, film, surface, hard, soft, scratch, mark, damage, cut, gash, scoring, scouring, lacerating, acrylic, wax.		
C. DOCUMENTS CONSIDERED TO BE RELEVANT		
Category*	Citation of document, with indication, where appropriate, of the relevant passages	Relevant to claim No.
X Y X Y X	EP 0280092 B1 (LUDWIG FR. NOLTEMEYER GMBH) 09 October 1991 Whole document Whole document EP 0481156 A1 (LUTEX SPRL) 22 April 1992 Whole document Whole document US 4591526 A (GRANT et al) 27 May 1986 Whole document	1-6, 9, 11-14, 19-22 10,18 1-6, 9, 11-14, 19-22 10, 18 1-6, 9, 11-14, 19-22
<input checked="" type="checkbox"/> Further documents are listed in the continuation of Box C <input checked="" type="checkbox"/> See patent family annex		
* Special categories of cited documents: "A" document defining the general state of the art which is not considered to be of particular relevance "E" earlier application or patent but published on or after the international filing date "L" document which may throw doubts on priority claim(s) or which is cited to establish the publication date of another citation or other special reason (as specified) "O" document referring to an oral disclosure, use, exhibition or other means "P" document published prior to the international filing date but later than the priority date claimed	"T" later document published after the international filing date or priority date and not in conflict with the application but cited to understand the principle or theory underlying the invention "X" document of particular relevance; the claimed invention cannot be considered novel or cannot be considered to involve an inventive step when the document is taken alone "Y" document of particular relevance; the claimed invention cannot be considered to involve an inventive step when the document is combined with one or more other such documents, such combination being obvious to a person skilled in the art "&" document member of the same patent family	
Date of the actual completion of the international search 9 March 2005	Date of mailing of the international search report 23 MAR 2005	
Name and mailing address of the ISA/AU AUSTRALIAN PATENT OFFICE PO BOX 200, WODEN ACT 2606, AUSTRALIA E-mail address: pct@ipaaustralia.gov.au Facsimile No. (02) 6285 3929	Authorized officer B. NGUYEN Telephone No : (02) 6283 2306	

INTERNATIONAL SEARCH REPORT

International application No.

PCT/AU2004/001843

C (Continuation). DOCUMENTS CONSIDERED TO BE RELEVANT		
Category*	Citation of document, with indication, where appropriate, of the relevant passages	Relevant to claim No.
X	US 4850731 A (YOUNGS) 25 July 1989 Whole document	1-6, 11-14, 19-22
Y	WO 2000/043291 A1 (ACTIVATION SWEDEN AB) 27 July 2000 Whole document	10, 18
Y	AU 47949/90 A (FRANCIS) 26 July 1990 Whole document	10, 18
A	US 5396987 A (TEMPLE et al) 14 March 1995 Whole document	1-22
A	GB 2078678 A (NIPPON VICTOR KK) 13 January 1982 Whole document	1-22
A	GB 942454 A (ROHM & HAAS COMPANY) 20 November 1963 Whole document	1-22
A	GB 943217 A (DE SOTO CHEMICAL COATINGS, INC) 4 December 1963 Whole document	1-22
A	US 4288479 A (BRACK) 8 September 1981 Whole document	1-22

INTERNATIONAL SEARCH REPORT

International application No.

PCT/AU2004/001843

Box No. II Observations where certain claims were found unsearchable (Continuation of item 2 of first sheet)

This international search report has not been established in respect of certain claims under Article 17(2)(a) for the following reasons:

1. Claims Nos.:
because they relate to subject matter not required to be searched by this Authority, namely:

2. Claims Nos.:
because they relate to parts of the international application that do not comply with the prescribed requirements to such an extent that no meaningful international search can be carried out, specifically:

3. Claims Nos.:
because they are dependent claims and are not drafted in accordance with the second and third sentences of Rule 6.4(a)

Box No. III Observations where unity of invention is lacking (Continuation of item 3 of first sheet)

This International Searching Authority found multiple inventions in this international application, as follows:

1. Claims 1 – 18 :
A package for mailing CDs, DVDs or other optical computer readable medium.
 2. Claims 19 – 22 :
A coating material per se.
as reasoned on the extra sheet:
1. As all required additional search fees were timely paid by the applicant, this international search report covers all searchable claims.
 2. As all searchable claims could be searched without effort justifying an additional fee, this Authority did not invite payment of any additional fee.
 3. As only some of the required additional search fees were timely paid by the applicant, this international search report covers only those claims for which fees were paid, specifically claims Nos.:

 4. No required additional search fees were timely paid by the applicant. Consequently, this international search report is restricted to the invention first mentioned in the claims; it is covered by claims Nos.:

Remark on Protest

- The additional search fees were accompanied by the applicant's protest.
- No protest accompanied the payment of additional search fees.

INTERNATIONAL SEARCH REPORT

International application No.

PCT/AU2004/001843

Supplemental Box

(To be used when the space in any of Boxes I to VIII is not sufficient)

Continuation of Box No III :

The different inventions are:

1. Claims 1 to 18 directed to a package and a method for making a package for mailing CDs, DVDs or other optical computer readable media made of material that include polycarbonate. The package includes a panel which has a coating applied thereto that has a hardness that is less than the hardness of the material from which the optical computer medium is made.
2. Claims 19 to 22 directed to a coating material per se that includes the characteristics of having a hardness which is less than the hardness of the polycarbonate material from which the optical computer readable medium is made.

INTERNATIONAL SEARCH REPORT

Information on patent family members

International application No.

PCT/AU2004/001843

This Annex lists the known "A" publication level patent family members relating to the patent documents cited in the above-mentioned international search report. The Australian Patent Office is in no way liable for these particulars which are merely given for the purpose of information.

Patent Document Cited in Search Report		Patent Family Member					
EP	0280092	NONE					
EP	0481156	NONE					
US	4591526	NONE					
US	4850731	AU	36989/89	EP	0416009	WO	8910882
WO	00043291	NONE					
AU	47949/90	NONE					
US	5396987	NONE					
GB	2078678	DE	3124886	FR	2485784	NL	8103071
		US	4428483				
GB	942454	FR	1250758	US	3105826		
GB	943217	US	3301801				
US	4288479	AU	13715/76	AU	54601/80	BR	7602879
		CA	1110390	DE	2620309	ES	447643
		FR	2345490	JP	51145533	SE	7605124
		US	3989609	US	4218294	US	4303696
		ZA	7602693				

Due to data integration issues this family listing may not include 10 digit Australian applications filed since May 2001.

END OF ANNEX