



US00D378331S

United States Patent [19]

[11] Patent Number: **Des. 378,331**

Allendorph

[45] Date of Patent: ****Mar. 11, 1997**

[54] STORAGE RACK FOR GOLF EQUIPMENT

D. 365,716 1/1996 Rose, Sr. D6/552
4,045,103 8/1977 Paolino 211/71 X

[76] Inventor: **Thomas R. Allendorph**, 1600
Ironwood Dr., Mt. Prospect, Ill. 60056

Primary Examiner—Brian N. Vinson
Attorney, Agent, or Firm—Wood, Phillips, VanSanten, Clark
& Mortimer

[**] Term: **14 Years**

[21] Appl. No.: **53,157**

[57] CLAIM

[22] Filed: **Apr. 15, 1996**

The ornamental design of a storage rack for golf equipment,
as shown and described.

Related U.S. Application Data

DESCRIPTION

- [62] Division of Ser. No. 44,663, Sep. 28, 1995.
- [52] U.S. Cl. **D6/552**
- [58] Field of Search D6/552, 566; D21/223;
211/70.2, 71, 13, 60.1

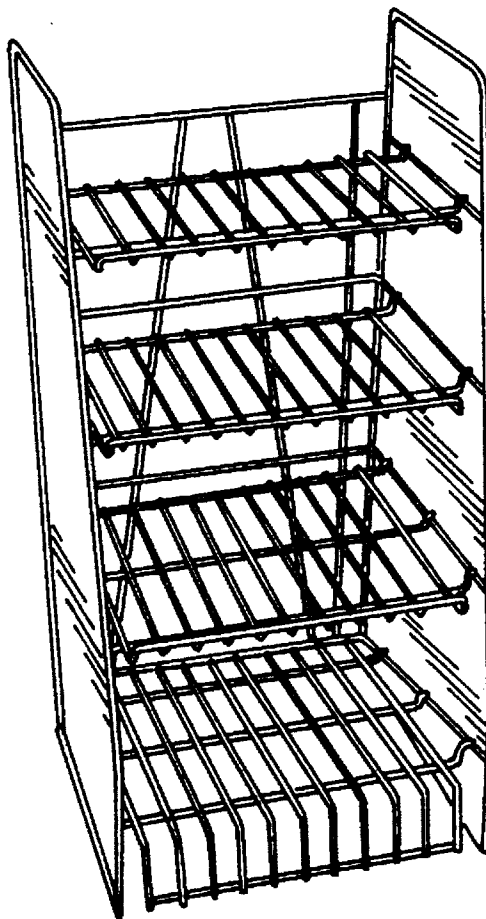
FIG. 1 is a top, front, and right side perspective view of a storage rack for golf equipment showing my new design;
FIG. 2 is a left side elevational view thereof;
FIG. 3 is a front elevational view thereof;
FIG. 4 is a top plan view thereof;
FIG. 5 is a right side elevational view thereof; and,
FIG. 6 is a rear elevational view thereof.

[56] References Cited

U.S. PATENT DOCUMENTS

- D. 335,994 6/1993 Cude, Jr. D6/552
- D. 364,063 11/1995 Lo D6/552

1 Claim, 2 Drawing Sheets



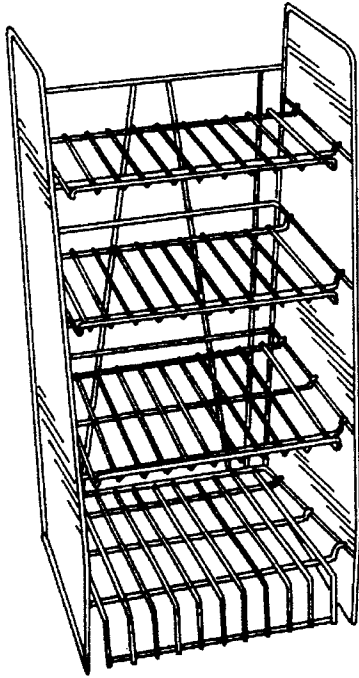


FIG. 1

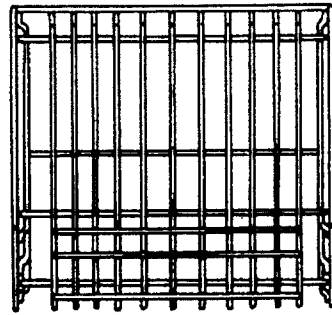


FIG. 4

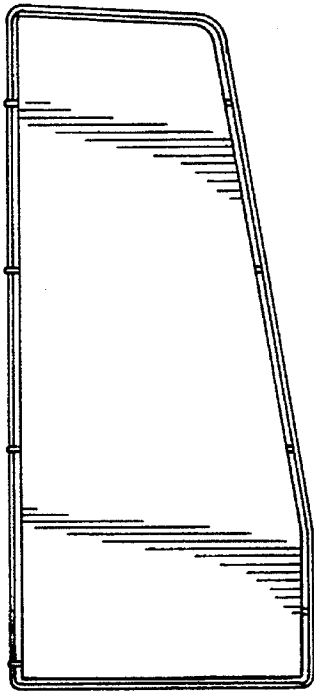


FIG. 2




FIG. 3

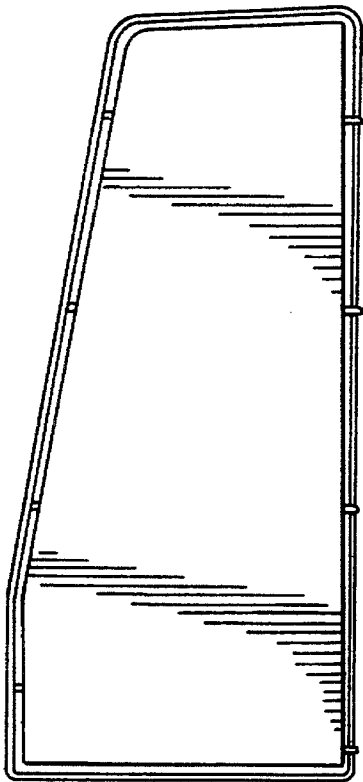


FIG. 5

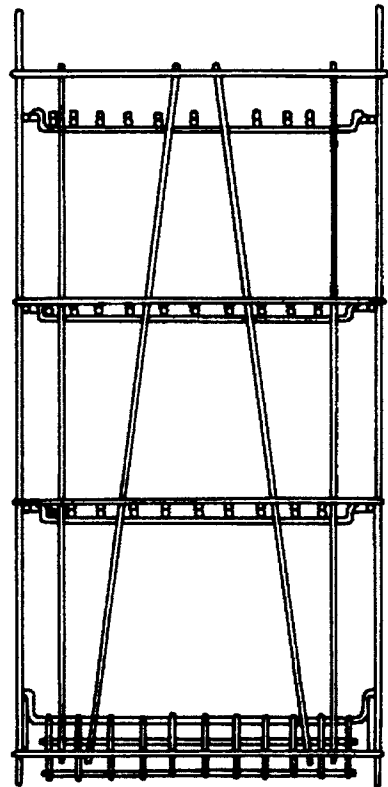


FIG. 6