

[54] **MAGNETIC HOLDER FOR ELECTRIC TORCH**

[75] Inventors: **Chung-Chee Wong**, San Po Kong, Hong Kong; **David R. Dalton**, Sydney, Australia

[73] Assignees: **Sonca Industries Limited**, San Po Kong, Hong Kong; **Union Carbide Australia Limited**, Sydney, Australia

[\*\*] Term: **14 Years**

[21] Appl. No.: **923,258**

[22] Filed: **Jul. 7, 1978**

[30] **Foreign Application Priority Data**

Jan. 9, 1978 [GB] United Kingdom ..... 982892/78

[51] Int. Cl. .... **D26-99**

[52] U.S. Cl. .... **D26/138**

[58] Field of Search ..... **D48/24 R, 24 A, 4 B; 248/206 R, 206 A; 362/190, 191, 398**

[56] **References Cited**

**U.S. PATENT DOCUMENTS**

3,393,312 7/1968 Dahl ..... 362/190

**FOREIGN PATENT DOCUMENTS**

87240 7/1959 Denmark ..... 362/190

*Primary Examiner*—Susan J. Lucas

*Attorney, Agent, or Firm*—John E. Lind

[57] **CLAIM**

The ornamental design for magnetic holder for electric torch, substantially as shown.

**DESCRIPTION**

FIGS. 1 is a side view of a magnetic holder for an electric torch showing our new design; FIG. 2 is a top plan view thereof; FIG. 3 is a bottom plan view thereof; FIGS. 4 and 5 are, respectively, left and right end views thereof.




FIG. 1




FIG. 2

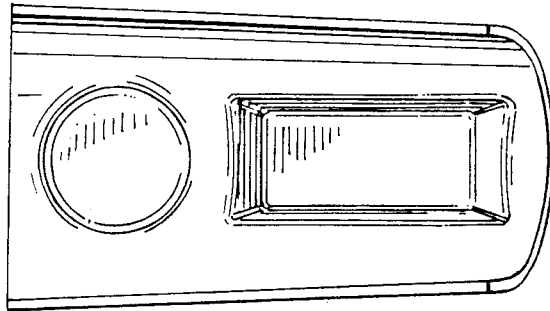


FIG. 3

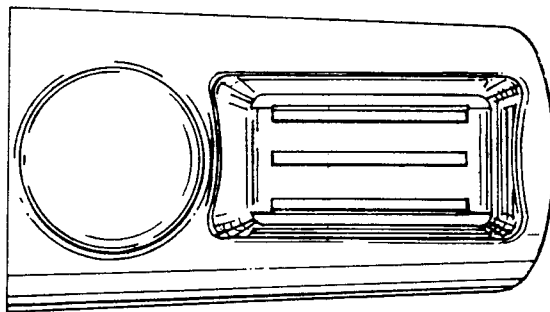


FIG. 4

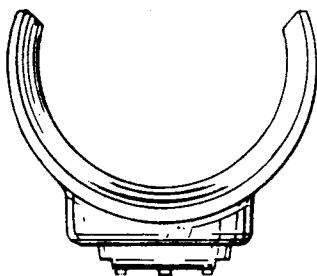


FIG. 5

