(19) DANMARK

(10) DK/EP 1464487 T4

(12) Oversættelse af ændret europæisk patentskrift

Patent- og Varemærkestyrelsen

(51) Int.Cl.: *B 41 C 1/10 (2006.01)* *B 41 M 5/36 (2006.01)*

(45) Oversættelsen bekendtgjort den: **2017-06-06**

(80) Dato for Den Europæiske Patentmyndigheds bekendtgørelse om opretholdelse af patentet i ændret form: **2017-05-17**

(86) Europæisk ansøgning nr.: **04016020.2**

(86) Europæisk indleveringsdag: **1997-08-05**

(87) Den europæiske ansøgnings publiceringsdag: **2004-10-06**

(30) Prioritet: **1996-08-06 JP 20701396**
1996-11-14 JP 30272296
1997-01-22 JP 926497

(62) Stamansøgningsnr: **97113521.5**

(84) Designerede stater: **AT BE CH DE DK ES FI FR GB GR IE IT LI LU MC NL PT SE**

(73) Patenthaver: **AGFA GRAPHICS NV, Septestraat 27, 2640 Mortsel, Belgien**
Eastman Kodak Company, 343 State Street, Rochester, NY 14650, USA

(72) Opfinder: **Nagasaka, Hideki, Mitsubishi Chem. Corp., 1000, Kamoshida-cho, Aoba-ku, Yokohama, Kanagawa 227, Japan**
Murata, Akihisa, Mitsubishi Chem. Corp., 1000, Kamoshida-cho, Aoba-ku, Yokohama, Kanagawa 227, Japan

(74) Fuldmægtig i Danmark: **Holme Patent A/S, Valbygårdsvej 33, 2500 Valby, Danmark**

(54) Benævnelse: **Fremgangsmåde til fremstilling af en positiv lysfølsom litografisk trykplade**

(56) Fremdragne publikationer:
WO-A-96/20429
WO-A-97/39894
DE-A1- 4 426 820
US-A- 5 466 557
Bob Thompson: "Printing MChemical Bondingaterials: Science and Technology" In: "Printing Materials: Science and Technology", 1 January 1999 (1999-01-01), Pira International, XP055173289, pages 78-93,
"McGraw-Hill Concise Encyclopedia of science and Technology" In: "McGraw-Hill Concise Encyclopedia of science and Technology", 1 January 1989 (1989-01-01), McGraw-Hill Publishing Company, XP055173297, pages 355-356,
R Goodman ET AL: "The Technology Generations of Digital Thermal Printing Plates", TAGA Proceedings 1999, 1 January 1999 (1999-01-01), pages 269-271, XP055173242, [retrieved on 2015-03-03]

DESCRIPTION

[0001] The present invention relates to a method of coating a positive photosensitive composition sensitive to a light ray in a wavelength region of from 650 to 1300 nm, more particularly, a positive photosensitive composition suitable for direct plate making by means of a semiconductor laser or a YAG laser, thereby making a positive photosensitive lithographic printing plate.

[0002] Along with the progress in the image treating technology by computers, an attention has been drawn to a photosensitive or heat sensitive direct plate making system wherein a resist image is formed directly from digital image information by a laser beam or a thermal head without using a silver salt masking film.

[0003] Especially, it has been strongly desired to realize a high resolution laser photosensitive direct plate making system employing a high power semiconductor laser or YAG laser, from the viewpoint of downsizing, the environmental light during the plate making operation and plate making costs.

[0004] On the other hand, as image-forming methods wherein laser photosensitivity or heat sensitivity is utilized, there have heretofore been known a method of forming a color image by means of a sublimable transfer dye and a method of preparing a lithographic printing plate. Known as the latter is, for example, a method of preparing a lithographic printing plate by means of the curing reaction of a diazo compound (e.g. JP-A-52-151024, JP-B-2-51732, JP-A-50-15603, JP-B-3-34051, JP-B-61-21831, JP-B-60-12939 and US Patent 3,664,737), or a method of preparing a lithographic printing plate by means of the decomposition reaction of nitrocellulose (e.g. JP-A-50-102403 and JP-A-50-102401).

[0005] In recent years, a technique in which a chemical amplification type photoresist is combined with a long wavelength light ray absorbing dye, has been proposed. For example, JP-A-6-43633 discloses a photosensitive material wherein a certain specific squarilium dye is combined with a photo-acid-generator and a binder.

[0006] Further, as a technique of this type, a technique for preparing a lithographic printing plate by exposing a photosensitive layer containing an infrared ray absorbing dye latent Bronsted acid, a resol resin and a novolak resin, in an image pattern by e.g. a semiconductor laser has been proposed (JP-A-7-20629). Further, the same technique wherein a s-triazine compound is used instead of the above latent Bronsted acid, has also been proposed (JP-A-7-271029).

[0007] However, these conventional techniques were not necessarily adequate in their performance from a practical viewpoint. As a more serious problem, in the case of such a chemical amplification type photosensitive plate, it was usually essential to have a heat treatment step after exposure, and due to variation of heat treatment conditions, the stability in the quality of the image thereby obtainable was not necessarily adequate, and a technique containing no such a step has been desired. In the above-mentioned JP-A-7-20629 and JP-A-7-271029, a method for obtaining a positive image without requiring the above-mentioned post heat treatment, is proposed, but no specific Examples are given, and no specific method or no fact of obtaining such a positive image is disclosed. Further, in such a technique, the photosensitive material is sensitive also to ultraviolet light, and it is necessary to carry out the operation under yellow light containing no ultraviolet light, such being problematic from the viewpoint of the operation efficiency.

[0008] Further, in US Patent 5,491,046, a plate-making method particularly an exposure method, using such a composition is disclosed, but no Example is given for a positive image.

[0009] Further, JP-A-60-175046 discloses a radiation sensitive composition comprising an alkali-soluble phenol resin and a radiation sensitive onium salt, which is photo-dissolvable. It is disclosed that in the composition, photo-decomposable decomposition of the onium salt induces the resin to regain the solubility, to satisfy the basic requirement for a photo-dissolvable system, and that the onium salt can be sensitized by an electromagnetic spectrum of a wide range ranging from ultraviolet light to visible light or even to infrared light.

[0010] Such an image is formed essentially by a difference in the solubility in a developer as between an exposed portion and a non-exposed portion. For such a difference to be caused, it is common that one of the components in the composition undergoes a chemical change, and to induce such a chemical change, an additive such as a photo-acid-generator, a radical initiator, a crosslinking agent or a sensitizer, is frequently required, whereby there has been a problem that a system will be complicated.

[0011] Positive lithographic printing plate materials, which are infrared sensitive and which work by the chemical decomposition of a photo-acid-generator and/or are sensitive to white light containing UV light, have also been described in WO96/20429, DE4426820 and US5466557.

[0012] WO97/39894, part of which constitutes prior art under Art. 54(3) EPC, discloses positive lithographic printing plate materials which are infrared sensitive and which do not work by a chemical change. The latter document however does not disclose information on the methods used for graining and anodising an aluminium support.

[0013] The present invention has been made in view of the above-described various problems.

[0014] Namely, it is an object of the present invention to provide a method of making a positive photosensitive lithographic printing plate, which is simple in its construction, which is suitable for direct recording by e.g. a semiconductor laser or a YAG laser and which has high sensitivity and excellent storage stability.

[0015] Another object of the present invention is to provide a method of making a positive photosensitive lithographic printing plate, which is highly sensitive to an infrared ray and which requires no post exposure heat treatment.

[0016] A further object of the present invention is to provide a method of making a positive photosensitive lithographic printing plate, which does not require an operation under yellow light and whereby the operation can be carried out under usual white light containing ultraviolet light.

[0017] A still further object of the present invention is to provide a method of making a positive photosensitive lithographic printing plate which is excellent in a burning property as a lithographic printing plate.

[0018] Still another object of the present invention is to provide a method of making a positive photosensitive lithographic printing plate which can be exposed at high sensitivity.

[0019] Such objects of the present invention can be accomplished by the method of claim 1.

[0020] Now, the present invention will be described in detail with reference to the preferred embodiments.

[0021] Heretofore, as a positive photosensitive composition, a system has been known which comprises an alkali-soluble resin and an o-quinone diazide group-containing compound as a photosensitivity-imparting component. It is believed that with this system, upon irradiation of ultraviolet light which can be absorbed by the o-quinone diazide group-containing compound, the diazo moiety will decompose to finally form carboxylic acid, whereby the alkali-solubility of the resin increases, so that only the exposed portion will dissolve in an alkali developer to form an image. Further, in the composition disclosed in the above-mentioned JP-A-60-175046, the photo-decomposable decomposition of the onium salt contributes to the solubility of the resin. Namely, in these systems, a component in a photosensitive composition undergoes a chemical change.

[0022] Surprisingly, the photosensitive composition, used in the method of the present invention, is capable of forming a positive image with a very simple system of a light absorbing dye as a photo-thermal conversion material and an alkali soluble resin where no chemical change is expected.

[0023] The reason as to why the photosensitive composition used in the method of the present invention provides such an excellent effect is not clearly understood. However, it is considered that the light energy absorbed by the light absorbing dye as the photo-thermal conversion material is converted to heat, and the alkali-soluble resin at the portion subjected to the heat undergoes a change other than a chemical change, such as a change in conformation, whereby the alkali solubility at that portion increases, so that an image can be formed by an alkali developer.

[0024] Such an effect is attributable mainly to a change other than a chemical change. This is assumed, for example, from a reversible phenomenon such that when the photosensitive composition used in the method of the present invention once irradiated, is heated around 50°C for 24 hours, the alkali solubility of the exposed portion once increased immediately after the exposure, often returns to a state close to the state prior to the exposure. Thus, in the present invention a positive photosensitive composition is used, which comprises a light absorbing dye as a photo-thermal conversion material and an alkali-soluble resin, which has a characteristic represented by B<A, where A is the solubility, in the alkali developer, at an exposed portion of the composition, and B is the alkali solubility after heating of the exposed portion. Further, the relation between the glass transition temperature (or the softening temperature) of the photosensitive composition itself and the likelihood of the reversible phenomenon, was examined, whereby it was found that the lower the temperature, the more likely the phenomenon. This also supports the above-described mechanism.

[0025] Accordingly, it should be understood that the essential constituting components of the positive photosensitive composition

used in the method of the present invention are a light absorbing dye as a photo-thermal conversion material of component (a) and a high molecular compound of component (b) only, and a material which increases the alkali solubility of an alkali-soluble resin by an action of active radiation, such as the above-mentioned o-quinone diazide group-containing compound, or a material such as a combination of a compound (a photo-acid-generator) which forms an acid by active radiation, with a compound, of which the solubility in a developer increases by an action of the acid, is not substantially required. Further, the positive photosensitive composition used in the method of the present invention is used exclusively for forming a positive image, and a material which becomes insoluble in a developer by an action of active radiation, such as a diazo resin, a crosslinking agent and a combination of an ethylenic monomer with a polymerization initiator, which are used as components of a negative photosensitive composition, and a sensitizer for activating them, are also not substantially required. Thus, the composition used in the method of the present invention is clearly distinguished also from a photosensitive composition which is useful as both positive and negative photosensitive compositions. Further, the composition used in the method of the present invention does not contain a compound susceptible to a photochemical sensitizing effect by the light absorbing dye and is clearly distinguished from the composition disclosed in JP-A-60-175046.

[0026] The positive photosensitive composition used in the method of the present invention may contain a solubility-suppressing agent (dissolution inhibitor) which is capable of lowering the alkali solubility of the photosensitive layer prior to exposure, as described hereinafter.

[0027] Now, the light-absorbing dye as the first component of the positive photosensitive composition of the present invention, will be described. The light-absorbing dye has an absorption band covering a part or whole of a wavelength region of from 650 to 1300 nm. The light-absorbing dye used in the method of the present invention is a compound which effectively absorbs light in a wavelength region of from 650 to 1300 nm, while it does not substantially absorb, or absorbs but is not substantially sensitive to, light in an ultraviolet region, and which will not modify the photosensitive composition by a weak ultraviolet ray which may be contained in white light. Specific examples of such a light-absorbing dye will be presented in Table 1.

Table 1

S-1
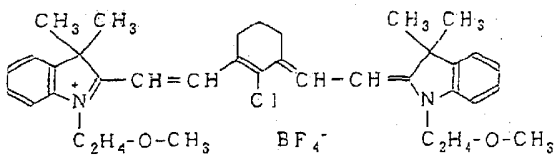
S-2
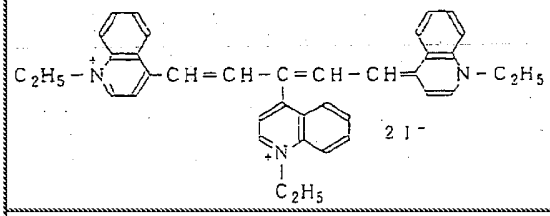
S-3
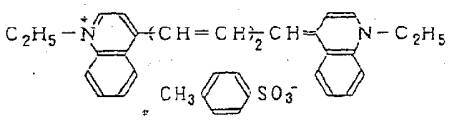
S-4
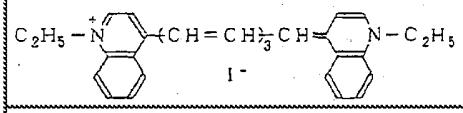
S-5

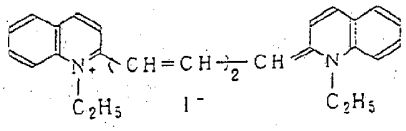

S-6

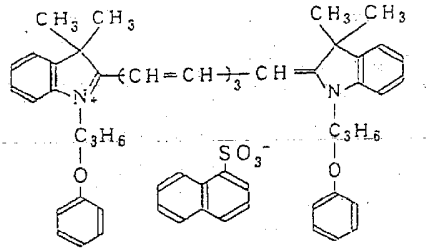

S-7

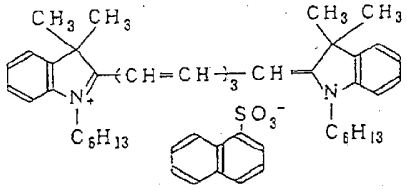

S-8

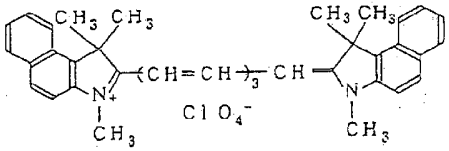

S-9

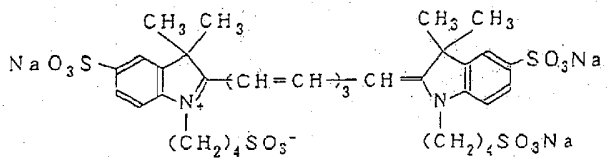

S-10

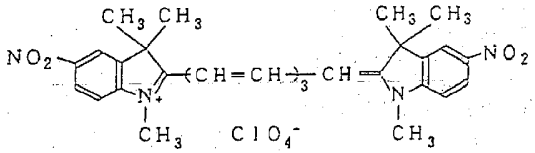

S-11

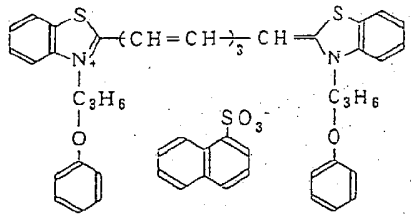

S-12

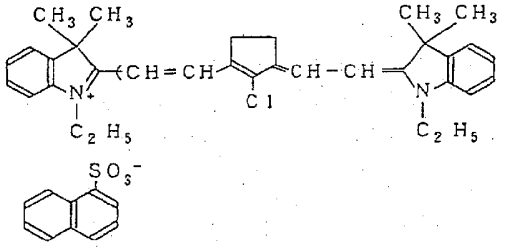

S-13

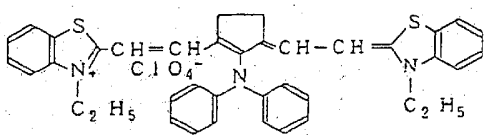

S-14

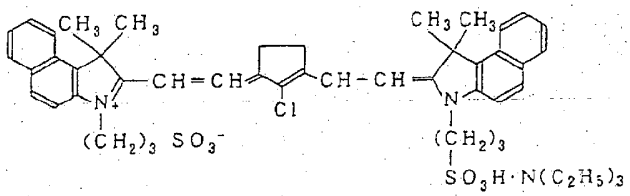

S-15

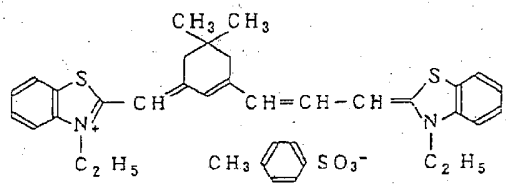

S-16

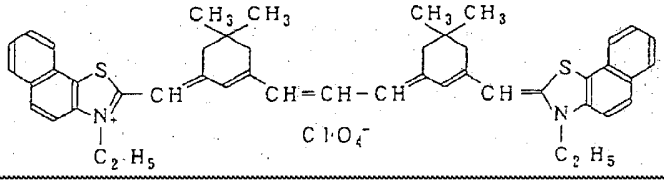

S-17

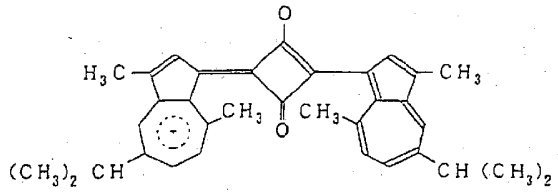

S-18

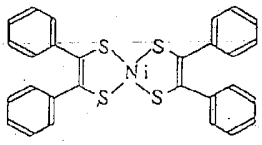

S-19

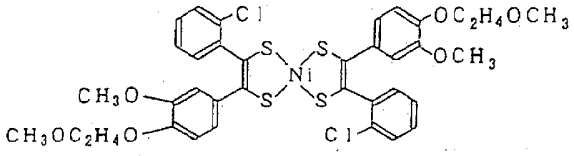

S-20

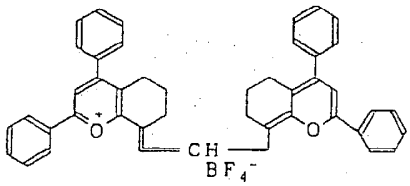

S-21

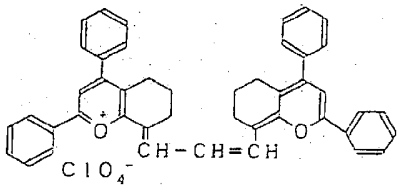

S-22

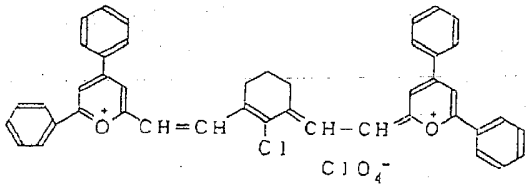

S-23

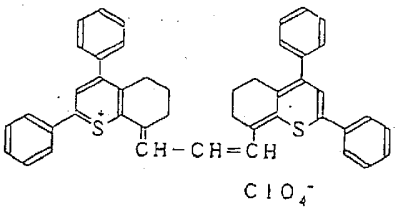

S-24

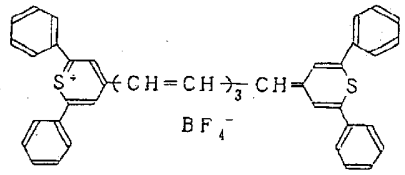

S-25

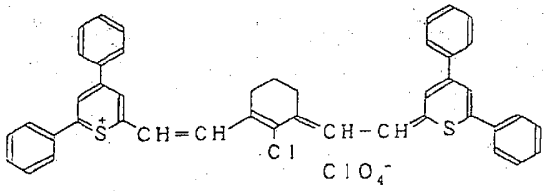

S-26

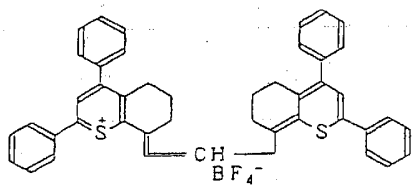

S-27

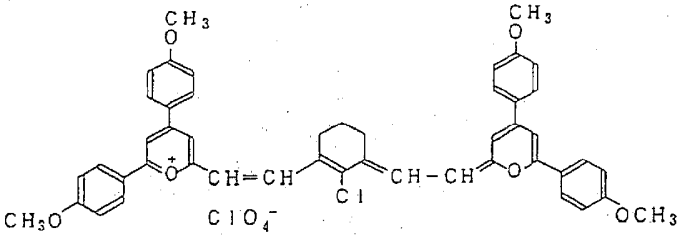

S-28

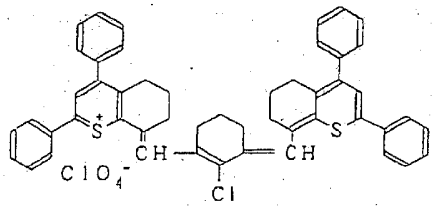

S-29

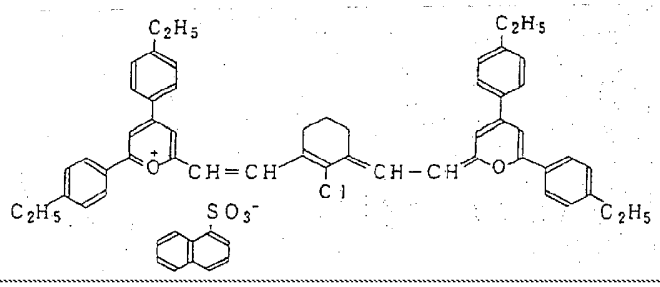

S-30

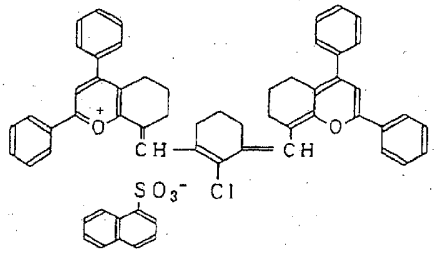

S-31

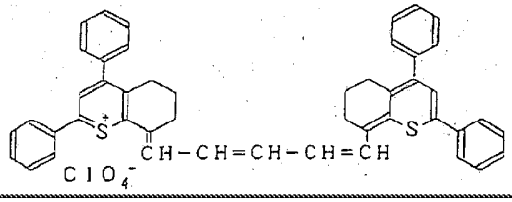

S-32

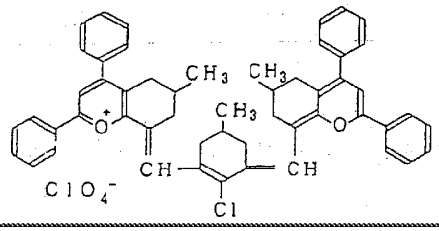

S-33

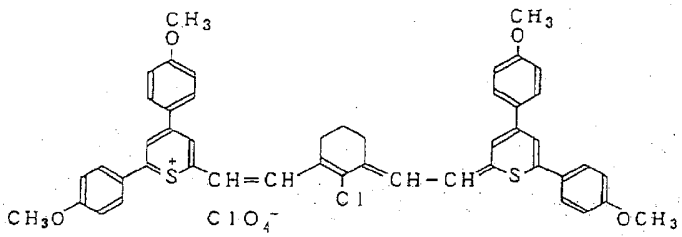

S-34

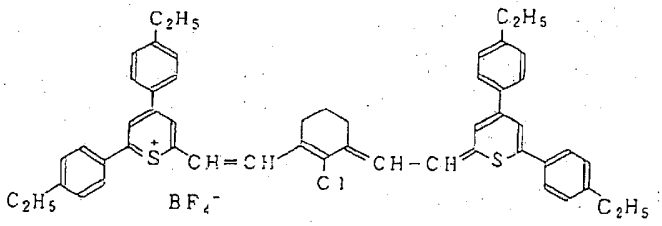

S-35

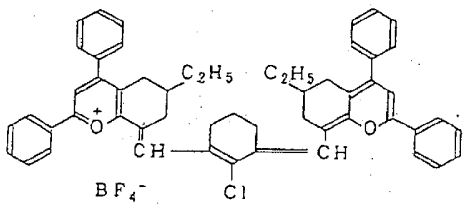

S-36

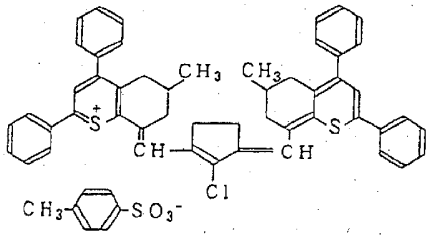

S-37

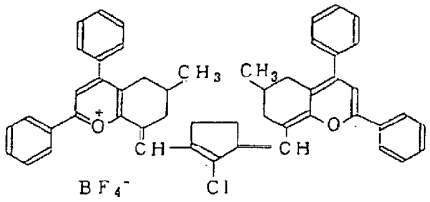

S-38

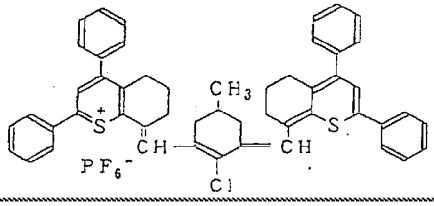

S-39

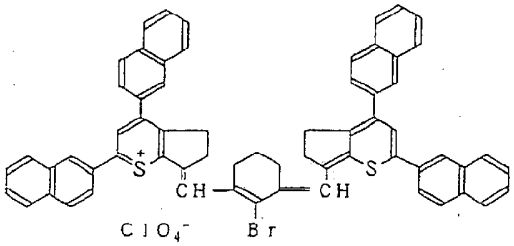

S-40

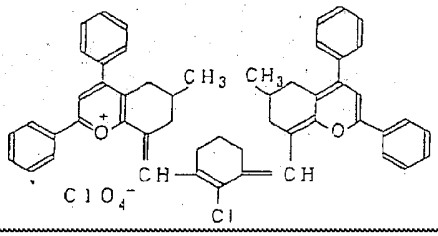

S-41

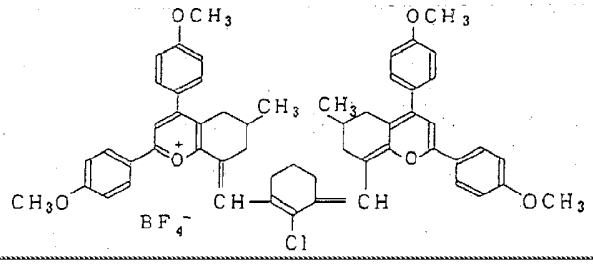

S-42

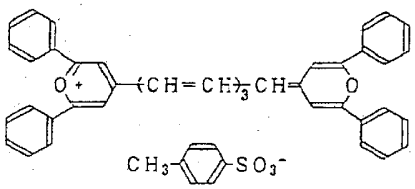

S-43

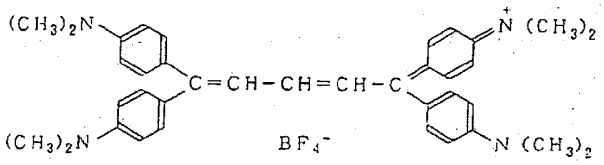

S-44

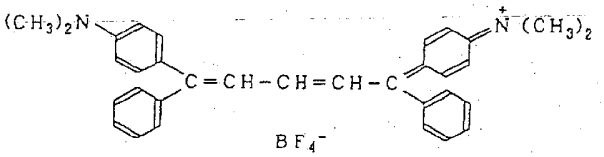

S-45

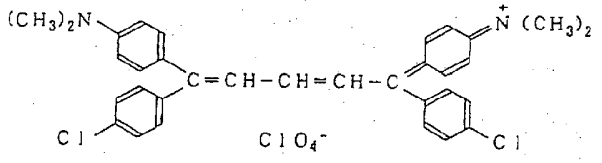

S-46

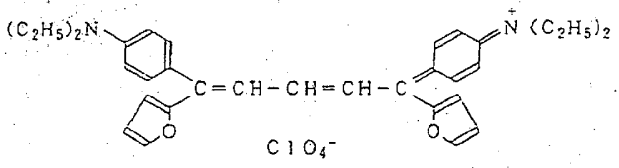

S-47

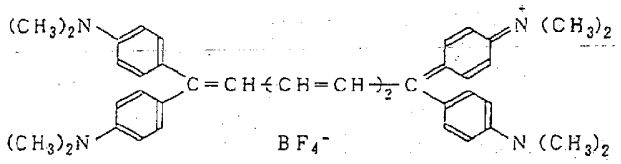

S-48

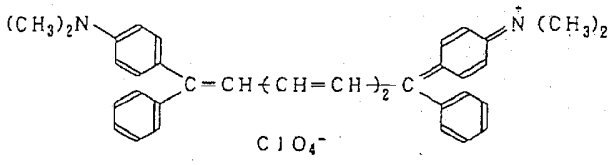

S-49

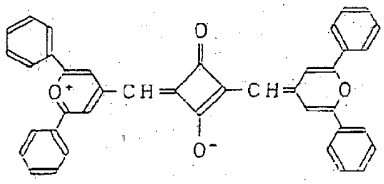

S-50

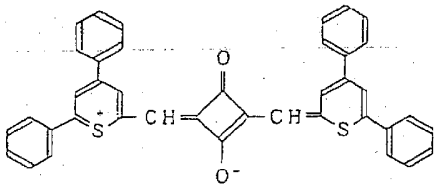

S-51

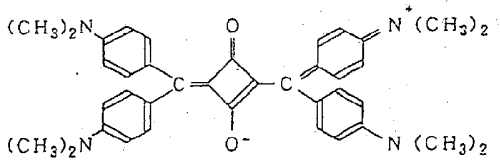

S-52

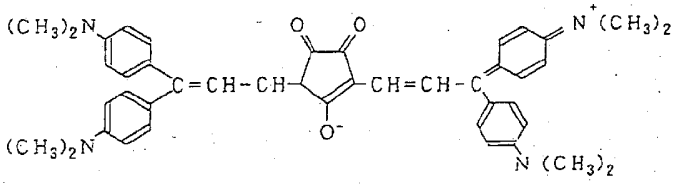

S-53

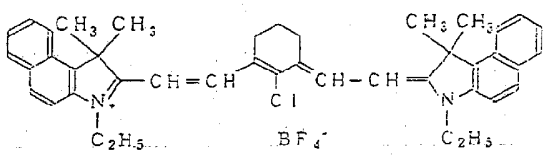

[0028] These dyes can be prepared by conventional methods. Among these, a cyanine dye, a polymethine dye, a squarilium dye, a croconium dye, a pyrylium dye and a thiopyrylium dye are preferred. Further, a cyanine dye, a polymethine dye, a pyrylium dye and a thiopyrylium dye are more preferred.

[0029] Among these, particularly preferred is a cyanine dye of the following formula (I) or a polymethine dye of the formula (II) in a wavelength region of from 650 to 900 nm, and a pyrylium dye or a thiopyrylium dye of the following formula (III) in a wavelength region of from 800 to 1300 nm:

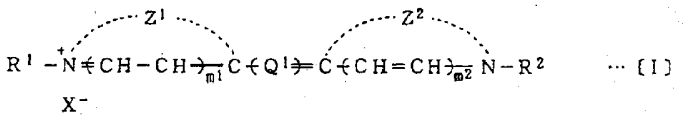

... (I)

wherein each of R^1 and R^2 is a C_{1-8} alkyl group which may have a substituent, wherein the substituent is a phenyl group, a phenoxy group, an alkoxy group, a sulfonic acid group, or a carboxyl group; Q^1 is a heptamethine group which may have a substituent, wherein the substituent is a C_{1-8} alkyl group, a halogen atom or an amino group, or the heptamethine group may contain a cyclohexene ring or a cyclopentene ring having a substituent, formed by mutual bonding of substituents on two methine carbon atoms of the heptamethine group, wherein the substituent is a C_{1-6} alkyl group or a halogen atom; each of m^1 and m^2 is 0 or 1; each of Z^1 and Z^2 is a group of atoms required for forming a nitrogen-containing heterocyclic ring; and X^- is a counter anion.

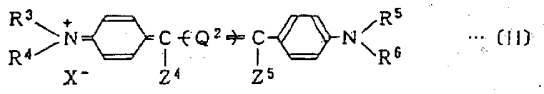

... (II)

wherein each of R^3 to R^6 is a C_{1-8} alkyl group; each of Z^4 and Z^5 is an aryl group which may have a substituent, wherein the aryl group is a phenyl group, a naphthyl group, a furyl group or a thienyl group, and the substituent is a C_{1-4} alkyl group, a -C_{1-8} dialkylamino group, a C_{1-8} alkoxy group and a halogen atom; Q^2 is a trimethine group or a pentamethine group; and X- is a counter anion.

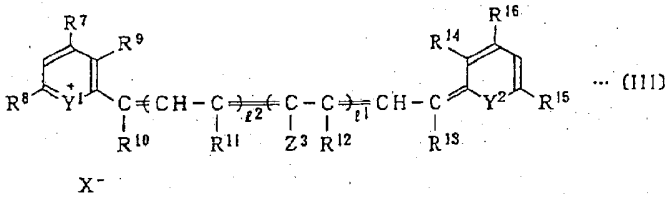

... (III)

wherein each of Y^1 and Y^2 is an oxygen atom or a sulfur atom, each of R^7, R^8, R^{15} and R^{16} is a phenyl group or a naphthyl group which may have a substituent, wherein the substituent is a C_{1-8} alkyl group or a C_{1-8} alkoxy group; each of ℓ^1 and ℓ^2 which are independent of each other, is 0 or 1; each of R^9 to R^{14} is a hydrogen atom or a C_{1-8} alkyl group, or R^9 and R^{10}, R^{11} and R^{12}, or R^{13} and R^{14}, are bonded to each other to form a linking group of the formula:

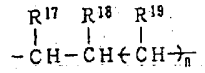

(IV)

wherein each of R^{17} to R^{19} is a hydrogen atom or a C_{1-6} alkyl group, and n is 0 or 1; Z^3 is a halogen atom or a hydrogen atom; and X^- is a counter anion.

[0030] The counter anion X^- in each of the above formulas (I), (II) and (III) may, for example, be an inorganic acid anion such as Cl^-, Br^-, I^-, $C10_4^-$, BF_4^- or PF_6^-, or an organic acid anion such as a benzenesulfonic acid, p-toluenesulfonic acid, naphthalene-1-sulfonic acid or acetic acid.

[0031] The proportion of such a light-absorbing dye in the positive photosensitive composition used in the method of the present invention is preferably from 0.1 to 30 wt%, more preferably from 1 to 20 wt%.

[0032] Now, the high molecular compound (hereinafter referred to as a polymer or a resin) (b), of which the solubility in an alkali developer is changeable mainly by a change other than a chemical change, as the second component for the positive photosensitive composition used in the method of the present invention, will be described. As such a polymer, alkali-soluble resins such as a novolak resin, a resol resin, a polyvinyl phenol resin and a copolymer of an acrylic acid derivative, may, for example, be

mentioned. Among them, a novolak resin or a polyvinyl phenol resin is preferred.

[0033] The novolak resin may be one prepared by polycondensing at least one member selected from aromatic hydrocarbons such as phenol, m-cresol, o-cresol, p-cresol, 2,5-xylenol, 3,5-xylenol, resorcinol, pyrogallol, bisphenol, bisphenol-A, trisphenol, o-ethyphenol, methylphenyl, p-ethylphenol, propylphenol, n-butylphenol, t-butylphenol, 1-naphthol and 2-naphthol, with at least one aldehyde or ketone selected from aldehydes such as formaldehyde, acetoaldehyde, propionaldehyde, benzaldehyde and furfural and ketones such as acetone, methyl ethyl ketone and methyl isobutyl ketone, in the presence of an acid catalyst.

[0034] Instead of the formaldehyde and acetaldehyde, paraformaldehyde and paraldehyde may, respectively, be used. The weight average molecular weight calculated as polystyrene, measured by gel permeation chromatography (hereinafter referred to simply as GPC), of the novolak resin (the weight average molecular weight by the GPC measurement will hereinafter be referred to as Mw) is preferably from 1,000 to 15,000, more preferably from 1,500 to 10,000.

[0035] The aromatic hydrocarbon of a novolak resin may, for example, be preferably a novolak resin obtained by polycondensing at least one phenol selected from phenol, o-cresol, m-cresol, p-cresol, 2,5-xylenol, 3,5-xylenol and resorcinol, with at least one member selected from aldehydes such as formaldehyde, acetaldehyde and propionaldehyde.

[0036] Among them, preferred is a novolak resin which is a polycondensation product of an aldehyde with a phenol comprising m-cresol/p-cresol/2,5-xylenol/3,5-xylenol/resorcinol in a mixing molar ratio of 40 to 100/0 to 50/0 to 20/0 to 20/0 to 20, or with a phenol comprising phenol/m-cresol/p-cresol in a mixing molar ratio of 1 to 100/0 to 70/0 to 60. Among aldehydes, formaldehyde is particularly preferred. Further, as described hereinafter, the photosensitive composition used in the method of the present invention may further contain a solubility-suppressing agent. In such a case, preferred is a novolak resin which is a polycondensation product of an aldehyde with a phenol comprising m-cresol/p-cresol/2,5-xylenol/3,5-xylenol/resorcinol in a mixing molar ratio of 70 to 100/0 to 30/0 to 20/0 to 20, or with a phenol comprising phenol/m-cresol/p-cresol in a mixing molar ratio of 10 to 100/0 to 60/0 to 40.

[0037] The polyvinyl phenol resin may be a polymer of one or more hydroxystyrenes such as o-hydroxystyrene, m-hydroxystyrene, p-hydroxystyrene, 2-(o-hydroxyphenyl)propylene, 2-(m-hydroxyphenyl)propylene and 2-(p-hydroxyphenyl)propylene. Such a hydroxystyrene may have a substituent such as a halogen such as chlorine, bromine, iodine or fluorine, or C_{1-4} a alkyl group, on its aromatic ring. Accordingly, the polyvinyl phenol may be a polyvinyl phenol having a halogen or a C_{1-4} alkyl substituent on its aromatic ring.

[0038] The polyvinyl phenol resin is usually prepared by polymerizing one or more hydroxystyrenes which may have substituents in the presence of a radical polymerization initiator or a cationic polymerization initiator. Such a polyvinyl phenol resin may be the one subjected to partial hydrogenation. Or, it may be a resin having a part of OH groups of a polyvinyl phenol protected by e.g. t-butoxycarbonyl groups, pyranyl group, or furanyl groups. Mw of the polyvinyl phenol resin is preferably from 1,000 to 10,0000, more preferably from 1,500 to 50,000.

[0039] More preferably, the polyvinyl phenol resin is a polyvinyl phenol which may have a C_{1-4} alkyl substituent on its aromatic ring, particularly preferably an unsubstituted polyvinyl phenol.

[0040] If Mw of the above novolak resin or polyvinyl phenol resin is smaller than the above range, no adequate coating film tends to be obtained, and if it exceeds the above range, the solubility of the non-exposed portion in an alkali developer tends to be small, whereby a pattern tends to be hardly obtainable.

[0041] Among the above described resins, a novolak resin is particularly preferred.

[0042] The proportion of such a resin in the positive photosensitive composition comprising the above-described components (a) and (b) to be used in the present invention, is preferably from 70 to 99.9 wt%, more preferably from 80 to 99 wt%.

[0043] The photosensitive composition used in the method of the present invention may further contain, as its component, a solubility-suppressing agent (dissolution inhibitor) (c) capable of lowering the dissolution rate, in the alkali developer, of a blend comprising a light-absorbing dye (a) and the above-mentioned alkali-soluble resin (b) (such a solubility-suppressing agent (c) will hereinafter be referred to simply as a solubility-suppressing agent).

[0044] When such a solubility-suppressing agent is incorporated in the photosensitive composition used in the method of the present invention, the photosensitive composition may sometimes exhibits an excellent positive photosensitive property. The

action of the solubility-suppressing agent in the composition is not necessarily clear. However, it is believed at least that the photosensitive material made of this composition not only exhibits a solubility-suppressing characteristic at a non-exposed portion against the developer by the addition of the solubility-suppressing agent, while showing no such an effect at an exposed portion, but also often exhibits a dissolution-accelerating effect i.e. an effect of increasing the contrast between the exposed portion and the non-exposed portion, whereby an excellent positive image can be formed. However, the composition used in the method of the present invention is one, of which the solubility in an alkali developer is changed by a change other than a chemical change. Accordingly, the solubility-suppressing agent should also be a compound which undergoes no chemical change by exposure. In other words, it is a compound not susceptible to a photochemical sensitizing effect by the light absorbing dye as a photo-thermal conversion material.

[0045] The photosensitive composition used in the method of the present invention contains an alkali-soluble resin (b) and a light-absorbing dye (a) as essential components. Accordingly, the solubility-suppressing agent (c) is one showing an effect of suppressing the dissolution of a blend of components (a) and (b), as mentioned above. However, it is believed that such an agent serves substantially to suppress dissolution of the alkali-soluble resin (b).

[0046] The solubility-suppressing agent must be at least a compound which is capable of suppressing, by its addition, the dissolving rate, in the alkali developer, of the blend comprising the above components (a) and (b) to a level of at most 80%, and it is preferably a compound capable of suppressing the dissolution rate to a level of at most 50%, more preferably at most 30%.

[0047] As a simple method for measuring the solubility-suppressing effect, for example, a blend of predetermined amounts of the above components (a) and (b) is firstly coated on a support, and the coated support is immersed in the alkali developer, whereby the interrelation between the immersion time and the reduction in the film thickness is obtained. Then, a predetermined amount of a sample of the solubility-suppressing agent is incorporated to the above blend, then the blend is coated in the same film thickness as above, and the relation between the immersion time and the reduction in the film thickness is obtained in the same manner. From these measured values, a ratio of the dissolution rates of the two can be obtained. Thus, the effect of lowering the dissolution rate of the sample of the solubility-suppressing agent used can be measured as such a relative rate. Specific examples wherein various suppressing agents are incorporated in an amount corresponding to 20 wt% of the novolak resin, are described in Examples given hereinafter.

[0048] It has been found that a wide range of compounds can be used as effective solubility-suppressing agents for the present invention. However, such a solubility-suppressing agent is required to remain in the photosensitive layer under a stabilized condition, and it is accordingly preferably solid at room temperature under atmospheric pressure or a liquid having a boiling point of at least 180°C under atmospheric pressure. Such effective compounds may, for example, be sulfonic acid esters, phosphoric acid esters, aromatic carboxylic acid esters, aromatic disulfones, carboxylic anhydrides, aromatic ketones, aromatic aldehydes, aromatic amines and aromatic ethers. These compounds may be used alone or in combination as a mixture of two or more of them.

[0049] More specifically, they may, for example, be sulfonic acid esters such as ethyl benzenesulfonate, n-hexyl benzenesulfonate, phenyl benzenesulfonate, benzyl benzenesulfonate, phenylethyl benzenesulfonate, ethyl p-toluenesulfonate, t-butyl p-toluenesulfonate, n-octyl p-toluenesulfonate, 2-ethylhexyl p-toluenesulfonate, phenyl p-toluenesulfonate, phenylethyl p-toluenesulfonate, ethyl 1-naphthalenesulfonate, phenyl 2-naphthalenesulfonate, benzyl 1-naphthalenesulfonate, phenylethyl 1-naphthalenesulfonate, and bisphenyl A dimethyl sulfonate; phosphoric acid esters such as trimethyl phosphate, triethyl phosphate, tri(2-ethylhexyl) phosphate, triphenyl phosphate, tritolyl phosphate, tricresyl phosphate, and tri-(1-naphthyl) phosphate; aromatic carboxylic acid esters such as methyl benzoate, n-heptyl benzoate, phenyl benzoate, 1-naphthyl benzoate, n-octyl 1-pyridine carboxylate, and tris(n-butoxycarbonyl)-s-triazine; carboxylic anhydrides such as mono-, di- or tri-chloroacetic anhydride, phenyl succinic anhydride, maleic anhydride, phthalic anhydride, and benzoic anhydride; aromatic ketones such as benzophenone, acetophenone, benzil and 4,4'-dimethylaminobenzophenone; aldehydes such as p-dimethylaminobenzaldehyde, p-methoxybenzaldehyde, p-chlorobenzaldehyde, and 1-naphthoaldehyde; aromatic amines such as triphenylamine, diphenylamine, tritolylamine, and diphenylnaphthylamine; and aromatic ethers such as ethylene glycol diphenyl ether, 2-methoxynaphthalene, diphenyl ether, and 4,4'-diethoxybisphenol A. These compounds may be substituted by a substituent of the type not to impair the effects of the present invention, such as an alkyl group, an alkoxy group, a halogen atom or a phenyl group. Further, such a compound may have a structure in which it is combined into a polymer or a resin. For example, it may, for example, be a sulfonic acid ester supported by an ester bond on a hydroxyl group of a novolak resin or a polyvinyl phenol. Such a structure may sometimes brings an excellent suppressing effect.

[0050] According to the present invention, the solubility-suppressing agent has substantially no photosensitivity to ultraviolet light. As shown in Examples of this specification, it is a photosensitive material durable for an operation for a long period of time in an environment of white light, and such a photosensitive material will bring about a substantial merit from the practical viewpoint.

Such a solubility-suppressing agent (c) which is used as the case requires, may be incorporated preferably in an amount of at most 50 wt%, more preferably at most 40 wt%, based on the total weight of the components (a) and (b).

[0051] The photosensitive composition used in the method of the present invention is prepared usually by dissolving the above described various components in a suitable solvent. The solvent is not particularly limited so long as it is a solvent which presents an excellent coating film property and provides sufficient solubility for the components used. It may, for example, be a cellosolve solvent such as methylcellosolve, ethylcellosolve, methylcellosolve acetate or ethylcellosolve acetate, a propylene glycol solvent such as propylene glycol monomethyl ether, propylene glycol monoethyl ether, propylene glycol monobutyl ether, propylene glycol monomethyl ether acetate, propylene glycol monoethyl ether acetate, propylene glycol monobutyl ether acetate or dipropylene glycol dimethyl ether, an ester solvent such as butyl acetate, amyl acetate, ethyl butyrate, butyl butylate, diethyl oxalate, ethyl pyruvate, methyl-2-hydroxy butyrate, ethyl acetate, methyl lactate, ethyl lactate or methyl 3-methoxypropionate, an alcohol solvent such as heptanol, hexanol, diacetone alcohol or furfuryl alcohol, a ketone solvent such as cyclohexanone or methyl amyl ketone, a highly polar solvent such as dimethyl formamide, dimethyl acetamide or n-methyl pyrrolidone, or a solvent mixture thereof, or the one having an aromatic hydrocarbon added thereto. The proportion of the solvent is usually within a range of from 1 to 20 times in a weight ratio to the total amount of the photosensitive material.

[0052] The photosensitive composition used in the method of the present invention may contain various additives, such as a dye, a pigment, a coating property-improving agent, a development-improving agent, an adhesion-improving agent, a sensitivity-improving agent, an oleophilic agent, etc. within a range not to impair the performance of the composition.

[0053] As a method for coating the photosensitive composition on the surface of a support, to be used in the present invention, a conventional method such as rotational coating, wire bar coating, dip coating, air knife coating, roll coating, blade coating or curtain coating may, for example, be employed. The coated amount varies depending upon the particular use, but is usually preferably from 0.1 to 10.0 g/m^2 (as the solid content). The temperature for drying is, for example, from 20 to 150°C, preferably from 30 to 120°C. The support used in the method of the present invention is an aluminum plate having grain treatment applied by brush polishing or electrolytic etching in a hydrochloric acid or nitric acid solution, having anodizing treatment applied in a sulfuric acid solvent and, if necessary, having surface treatment such as pore sealing treatment applied.

[0054] The light source for image exposure of the photosensitive lithographic printing plate obtained by the method of the present invention is preferably a light source for generating a near infrared laser beam of from 650 to 1,300 nm. For example, a YAG laser, a semiconductor laser or LED may be mentioned. Particularly preferred is a semiconductor laser or a YAG laser which is small in size and has a long useful life. With such a laser light source, scanning exposure is usually carried out, and then development is carried out with a developer to obtain a lithographic printing plate having a developed image.

[0055] The laser light source is used to scan the surface of a photosensitive material in the form of a high intensity light ray (beam) focused by a lens, and the sensitivity characteristic (mJ/cm^2) of the positive lithographic printing plate obtained by the method of the present invention responding thereto may sometimes depend on the light intensity (mJ/s·cm^2) of the laser beam received at the surface of the photosensitive material. Here, the light intensity (mJ/s·cm^2) of the laser beam can be determined by measuring the energy per unit time (mJ/s) of the laser beam on the printing plate by a light power meter, measuring also the beam diameter (the irradiation area: cm^2) on the surface of the photosensitive material, and dividing the energy per unit time by the irradiation area. The irradiation area of the laser beam is usually defined by the area of the portion exceeding I/e^2 intensity of the laser peak intensity, but it may simply be measured by sensitizing the photosensitive material showing reciprocity law.

[0056] The light intensity of the light source is preferably at least 2.0 x 10^6 mJ/s·cm^2, more preferably at least 1.0 x 10^7 mJ/s·cm^2. If the light intensity is within the above range, the sensitivity characteristic of the positive lithographic printing plate obtained by the method of the present invention can be improved, and the scanning exposure time can be shortened, such being practically very advantageous.

[0057] As the developer to be used for developing the photosensitive lithographic printing plate obtained by the method of the present invention, an alkali developer composed mainly of an aqueous alkali solution is preferred

[0058] As the alkali developer, an aqueous solution of an alkali metal salt such as sodium hydroxide, potassium hydroxide, sodium carbonate, potassium carbonate, sodium metasilicate, potassium metasilicate, sodium secondary phosphate or sodium tertiary phosphate, may, for example, be mentioned. The concentration of the alkali metal salt is preferably from 0.1 to 20 wt%. Further, an anionic surfactant, an amphoteric surfactant or an organic solvent such as an alcohol, may be added to the developer, as the case requires.

[0059] Now, the present invention will be described in further detail with reference to Examples. However, it should be understood that the present invention is by no means restricted to such specific Examples.

[0060] The esterification ratio in Examples was obtained from the charged ratio.

Preparation of a lithographic printing plate

Preparation of an aluminum plate (I)

[0061] An aluminum plate (material: 1050, hardness: H16) having a thickness of 0.24 mm was subjected to degreasing treatment at 60°C for one minute in a 5 wt% sodium hydroxide aqueous solution and then to electrolytic etching treatment in an aqueous hydrochloric acid solution having a concentration of 0.5 mol/ℓ at a temperature of 25°C at a current density of 60 A/dm^2 for a treating time of 30 seconds. Then, it was subjected to desmut treatment in a 5 wt% sodium hydroxide aqueous solution at 60°C for 10 seconds and then to anodizing treatment in a 20 wt% sulfuric acid solution at a temperature of 20°C at a current density of 3 A/dm^2 for a treating time of one minute. Further, it was subjected to a hydrothermal pore sealing treatment with hot water of 80°C for 20 seconds to obtain an aluminum plate (I) as a support for a lithographic printing plate.

EXAMPLES 1 TO 10

[0062] A photosensitive liquid comprising the following components, was coated by a wire bar on an aluminum plate (I) prepared by the above described method and dried at 85°C for 2 minutes, followed by stabilizing in an oven of 55°C to obtain a photosensitive lithographic printing plate having a photosensitive layer with a film thickness of 24 mg/dm^2.

Photosensitive liquid

[0063]

High molecular compound: Novolak resin as identified in Table 2	0.9 g
Light-absorbing dye: Compound as identified in Table 2	Amount as identified in Table 2
Colorant: Victoria Pure Blue BOH	0.008 g
Solvent: Cyclohexanone	9 g

[0064] The above photosensitive lithographic printing plate was mounted on a rotary drum, and scanning exposure was carried out by a laser beam (40 mW) formed by focusing a semiconductor laser (830 nm, by Applied Techno K.K.) by a lens to a beam diameter of 25 μm, under a yellow lamp. Then, development was carried out at 25°C for 30 seconds with a solution having an alkali developer SDR-1 (for a positive printing plate, manufactured by Konica K.K.) diluted the number of times as identified in Table 2. From the maximum number of revolutions of the drum which gave a positive image line with a width of 25 μm, the sensitivity was obtained in terms of the energy value. The results are shown in Table 2.

Table 2

Examples	Novolak resin	Light-absorbing dye (wt%)	Number of diluted times of SDR-1	Sensitivity (mJ/cm^2)
Example 1	SK-188	S-53 (3%)	12 times	110
Example 2	SK-135	S-53 (3%)	6 times	80
Example 3	SK-136	S-53 (3%)	12 times	100
Example 4	SK-223	S-53 (3%)	6 times	80
Example 5	SK-223	S-53 (3%)	6 times	75
Example 6	SK-135	S-4 (3%)	6 times	180

Examples	Novolak resin	Light-absorbing dye (wt%)	Number of diluted times of SDR-1	Sensitivity (mJ/cm2)
Example 7	SK-135	S-43 (3%)	6 times	80
Example 8	SK-135	S-11 (3%)	6 times	120
Example 9	SK-135	S-22 (3%)	6 times	140
Example 10	SK-135	S-23 (3%)	6 times	140
In Table 2, the abbreviations in the column for "Novolak resin" represent the following novolak resins, respectively.				
The ratio in the bracket () represents a mol% ratio of phenol/m-cresol/p-cresol.				
SK-188: SK-188, manufactured by Sumitomo Dures Company (50/30/20)				
SK-135: SK-135, manufactured by Sumitomo Dures Company (10/70/30)				
SK-136: SK-136, manufactured by Sumitomo Dures Company (0/90/10)				
SK-223: SK-223, manufactured by Sumitomo Dures Company (5/57/38)				
In Table 2, the abbreviations in the column for "Light-absorbing dye" represent the compounds as identified in Table 1, respectively.				

EXAMPLES 11 TO 19 AND REFERENCE EXAMPLES 1 TO 3

[0065] Then, with respect to some of these photosensitive lithographic printing plates, the influence of the light intensity of the laser beam was examined by the following method.

[0066] Namely, while fixing the received energy of the semiconductor laser (830 nm) at the surface of the photosensitive material at a level of 40 mJ/s, the light intensity was changed by adjusting the focusing degree by the lens, so that the sensitivity corresponding to each light intensity was obtained. The sensitivity was obtained from the number of revolutions of the drum which gave an image (positive) reproducing the exposed beam diameter. Further, the received energy of the laser was measured by using a light power meter TQ8210 (manufactured by Advantest Company).

[0067] The results of the obtained sensitivity mJ/cm^2 are shown in Table 3.

Table 3

Photosensitive lithographic printing plate / Light intensity	Lithographic printing plate of Example 2		Lithographic printing plate of Example 4		Lithographic printing plate of Example 5	
12.7×10^6 mJ/s·cm^2	Example 11	100 mJ/s·cm^2	Example 14	100 mJ/s·cm^2	Example 17	90 mJ/s·cm^2
8.13×10^6	Example 12	300	Example 15	240	Example 18	160
5.66×10^6	Example 13	3,600	Example 16	2,700	Example 19	1,800
1.04×10^6	Reference Example 1	>7,200	Reference Example 2	>7,200	Reference Example 3	>7,200

In Table 3, ">7200" means that no image was formed (no dissolution of the image portion was observed) with 7200 mJ/cm^2.

EXAMPLES 20 TO 42 AND REFERENCE EXAMPLES 4 TO 8

[0068] A photosensitive liquid comprising the following components, was coated by a wire bar on an aluminum plate (I) prepared by the above-described method and dried at 85°C for 2 minutes, followed by stabilizing in an oven of 55°C, to obtain a photosensitive lithographic printing plate having a photosensitive layer with a film thickness of 20 mg/dm^2.

Photosensitive liquid

[0069]

Light-absorbing dye: Compound as identified in Table 4	0.015g
High molecular compound: Novolak resin: the above mentioned SK-188	0.5 g
Solubility-suppressing agent: Compound as identified in Table 4	0.1 g
Solvent: Cyclohexanone	5.3 g

[0070] Then, evaluation was made with respect to the following items. The results are shown in Table 4.

Sensitivity

[0071] With respect to the above photosensitive lithographic printing plates, the sensitivity was determined in terms of the energy value in the same manner as in Example 1. However, the alkali developer SDR-1 was used by diluting it to a standard level (6 times).

Dissolution-suppressing effect

[0072] The above photosensitive lithographic printing plates were immersed in an alkali developer, whereupon the time (seconds) until the respective photosensitive layers were completely dissolved, was measured. The dissolution-suppressing effect was obtained by the following formula.

$$\text{Dissolution-suppressing effect} = \frac{\text{Dissolution time of the photosensitive layer in Reference Example 4}}{\text{Dissolution time of the photosensitive layer in each Example}}$$

[0073] The lower the value of the dissolution-suppressing effect, the longer the time required for dissolution i.e. the higher the dissolution-suppressing effect.

Table 4

	Light-absorbing dye	Solubility-suppressing agent	Sensitivity (mJ/cm^2)	Dissolution-suppressing effect
Example 20	S-1	Phenylethyl p-toluenesulfonate	110	0.25
Example 21	S-1	Ethyl p-toluenesulfonate	110	0.4
Example 22	S-1	Phenyl p-toluenesulfonate	110	0.3
Example 23	S-1	1,2,3-pyrogarolditosilate	80	0.2
Example 24	S-1	Tris(2-ethylhexyl) phosphate	110	0.15
Example 25	S-1	Triphenyl phosphate	110	0.1
Example 26	S-1	Dimethyl phthalate	110	0.4
Example 27	S-1	Diphenyl disulfone	80	0.15
Example 28	S-1	Benzophenone	80	0.1
Example 29	S-1	p-Dimethylamino benzaldehyde	80	0.2
Example 30	S-1	Triphenylamine	80	0.1
Example 31	S-1	Ethylene glycol phenyl ether	80	0.15
Example 32	S-1	2-Methoxynaphthalene	80	0.35

	Light-absorbing dye	Solubility-suppressing agent	Sensitivity (mJ/cm^2)	Dissolution-suppressing effect
Example 33	S-1	Monochloroacetic anhydride	110	0.05
Example 34	S-1	Phenylmaleic anhydride	80	0.3
Example 35	S-1	p-Toluene sulfonic acid ester of pyrogallol-acetone resin *1	110	0.25
Example 36	<deleted>			
Example 37	S-4	Phenylethyl p-toluenesulfonate	220	0.3
Example 38	S-43	Phenylethyl p-toluenesulfonate	80	0.25
Example 39	S-8	Phenylethyl p-toluenesulfonate	80	0.2
Example 40	S-13	phenylethyl p-toluenesulfonate	110	0.25
Example 41	S-21	Phenylethyl p-toluenesulfonate	140	0.25
Example 42	S-25	Phenylethyl p-toluenesulfonate	160	0.2
Reference Example 4	S-1	Nil	No image formed	1
Reference Example 5	S-1	Trimethylol ethane	No image formed	0.9
Reference Example 6	S-1	1,4-Cyclohexadione	No image formed	1
Reference Example 7	S-1	1,4-Cyclohexadiol	No image formed	>1
Reference Example 8	S-1	Benzoic acid	No image formed	>1
*1 Average molecular weight of the pyrogallol-acetone resin: 2500, esterification ratio: 20%				
In Table 4, the abbreviations in the column for "Light-absorbing dye" represents the compounds as identified in Table 1, respectively. Further, "no image formed" in the column for "Sensitivity" means that the photosensitive layer was completely dissolved.				

EXAMPLE 43

[0074] A photosensitive lithographic printing plate was prepared to have a photosensitive layer having the same compositional ratio as in Example 20, and using a semiconductor laser under the same conditions as in Example 20, a printing pattern was baked with an exposure of 150 mJ/cm^2 to obtain a printing plate. Using this printing plate, printing of 40000 sheets was carried out, whereby good printed images were obtained.

EXAMPLE 44

[0075] The same photosensitive material as in Example 20, was subjected to entire-surface exposure for 2 hours at a distance of 2 m from a light source comprising two white fluorescent lamps of 40 W (FLR 40 SW, manufactured by Mitsubishi Denki Kabushiki Kaisha), and then image exposure was carried out in the same manner as in Example 20. As a result, a good positive image similar to the one obtained in Example 20, was obtained, and no particular abnormality was observed.

EXAMPLE 45

[0076] The same photosensitive material as in Example 33 was evaluated under the same conditions as in Example 44, whereby a similar good positive image was obtained.

EXAMPLE 46

[0077] The same photosensitive material as in Example 25 was evaluated under the same conditions as in Example 44, whereby a similar good positive image was obtained.

COMPARATIVE EXAMPLE 1

[0078] Using the same light-absorbing dye as used in Example 20 and using a photosensitive liquid having the following composition, coating and drying were carried out in the same manner to obtain a chemical amplification type negative photosensitive material.

High molecular compound: Same as used in Example 20	0.5 g
Light-absorbing dye: Same as used in Example 20	0.015 g
Crosslinking agent Cymel 300 (manufactured by Mitsui Cyanamid Company)	0.1 g
Tris(trichloromethyl)-s-triazine	0.015 g

[0079] The obtained photosensitive material was subjected to entire-surface exposure under the same conditions as in Example 44, then subjected to image exposure in the same manner, heated at 100°C for 3 minutes and then developed with the same developer. As a result, heavy fogging was observed over the entire surface, and no negative image was obtained.

COMPARATIVE EXAMPLE 2

[0080] Using a commercially available positive PS plate KM-3 (manufactured by Konica Company), entire surface exposure was carried out under the same conditions as in Example 44, and development was carried out with the same developer. As a result, the image was dissolved over the entire surface, and no positive image was obtained.

EXAMPLES 47 TO 57 AND REFERENCE EXAMPLES 9 TO 13

[0081] A photosensitive liquid comprising the following components, was coated by a wire bar on an aluminum plate (I) prepared by the above-described method and dried at 85°C for 2 minutes, followed by stabilizing in an oven of 55°C to obtain a photosensitive lithographic printing plate as identified in Table 5 (A to E) having a photosensitive layer with a thickness of 24 mg/dm^2.

Photosensitive iquid

[0082]

Light-absorbing dye: S-53 (compound as identified in Table 1)	0.0135 g
High molecular compound: above mentioned SK-188	0.5 g
Solubility-suppressing agent: compound as identified in Table 5	0.15 g
Colorant: Victoria Pure Blue BOH	0.004 g
Solvent: cyclohexanone	5.5 g

Table 5

Photosensitive lithographic printing plate	Solubility-suppressing agent
A	p-Toluene sulfonic acid ester of pyrogallol/acetone resin *1
B	Triphenylamine
C	Ethylene glycol diphenyl ether

Photosensitive lithographic printing plate	Solubility-suppressing agent
D	Triphenyl phosphate
E	Monochloroacetic anhydride
*1 Weight average molecular weight of pyrogallol/acetone resin: 2,500, esterification ratio: 20%	

[0083] Then, with respect to these photosensitive lithographic printing plates, the influence of light intensity was examined by the same method as in Example 11 using the same semiconductor laser.

[0084] As shown in Table 6, the light intensity was changed at four levels, whereby the sensitivities corresponding to the respective levels were obtained. The results are shown in Table 6.

Table 6

Photosensitive lithographic printing plate / Light Intensity	A		B		C		D		E	
	Example 47	100 mJ/s·cm²	Example 50	80 mJ/s·cm²	Example 52	100 mJ/s·cm²	Example 54	100 mJ/s·cm²	Example 56	120 mJ/s·cm²
12.7 x 10⁶ mJ/s·cm²	Example 48	690		-		-		-		-
8.13 x 10⁶	Example 49	3,600	Example 51	1,300	Example 53	3,000	Example 55	3,000	Example 57	3,600
5.66 x 10⁶	Reference Example 9	>7,200	Reference Example 10	>7,200	Reference Example 11	>7,200	Reference Example 12	>7,200	Reference Example 13	>7,200
1.04 x 10⁶										

In Table 6, ">7200" means that no image was formed (no dissolution of the image portion was observed) with 7200 mJ/cm².

EXAMPLES 58 TO 64

[0085] A photosensitive liquid comprising the following components, was coated by a wire bar on an aluminum plate (I) prepared by the above-described method and dried at 85°C for two minutes, followed by stabilizing in an oven at 55°C to obtain a photosensitive lithographic printing plate having a photosensitive layer with a film thickness of 24 mg/dm^2.

Photosensitive liquid

[0086]

High molecular compound: novolak resin SK-135	0.9 g
Light-absorbing dye: compound as identified in Table 7	0.027 g
Colorant: Victoria Pure Blue BOH	0.008 g
Solvent: cyclohexanone/chloroform (=3V/1V)	12 g

[0087] Then, the above photosensitive lithographic printing plate was mounted on a rotary drum, and scanning exposure was carried out by a laser beam (480 mW) formed by focusing a YAG laser (1064 nm, by Applied Techno K.K.) by a lens to a beam diameter of 30 μm, under a yellow lamp. Then, an alkali developer SDR-1 (for a positive printing plate, manufactured by Konica K.K.) was diluted 6 times, and development was carried out at 25°C for 30 seconds. From the maximum number of revolutions of the drum which gave a positive image line with a width of 30 pm, the sensitivity was obtained in terms of the energy value. The results are shown in Table 7.

Table 7

	Light-absorbing dye	Sensitivity (mJ/cm^2)
Example 58	S-40	230
Example 59	S-25	170
Example 60	S-31	190
Example 61	S-22	170
Example 62	S-23	210
Example 63	S-28	190
Example 64	S-35	190

EXAMPLES 65 TO 70 AND REFERENCE EXAMPLES 14 AND 15

[0088] Then, with respect to some of these photosensitive lithographic printing plates, the influence of light intensity of a YAG laser beam was examined by the following method.

[0089] Namely, the sensitivity was obtained in the same manner as in Example 11 except that the semiconductor laser (830 nm, 40 mW) in Example 11 was changed to the above YAG laser (1064 nm, 480 mW), i.e. the light intensity was changed by adjusting the focusing degree by a lens and the sensitivity corresponding to each beam diameter was obtained in the same manner as in Example 11.

[0090] The results of the obtained sensitivity are shown in Table 8.

Table 8

Photosensitive lithographic printing plate / Light intensity	Lithographic printing plate of Example 58		Lithographic printing plate of Example 61	
53 × 10^6 mJ/s·cm^2	Example 65	230 mJ/s·cm^2	Example 68	170 mJ/s·cm^2
9.8 × 10^6	Example 66	2,140	Example 69	1,430
4.8 × 10^6	Example 67	6,000	Example 70	4,500
1.75 × 10^6	Reference Example 14	>8,000	Reference Example 15	>8,000

In Table 8, ">8000" means that no positive image was formed (no dissolution of the image portion was observed) with 8000 mJ/cm^2.

Reference Examples

[0091] As shown in the following Reference Examples, the positive image-forming mechanism of the plate obtained by present invention is distinctly different from the conventional positive image-forming mechanism accompanying a photochemical change. Namely, in the photosensitive layer that is used in the present invention, the phenomenon of increased solubility formed at a portion exposed to a laser readily diminishes or disappears by heat treatment. This will specifically be exemplified below.

COMPARATIVE EXAMPLES 16 TO 17 AND REFERENCE EXAMPLES 18 TO 22

Preparation of an aluminum plate (II)

REFERENCE EXAMPLES 16 TO 22

Preparation of an aluminum plate (II)

[0092] An aluminum plate (material: 1050, hardness: H16) having a thickness of 0.24 mm was subjected to degreasing treatment at 60°C for one minute in a 5 wt% sodium hydroxide aqueous solution and then to electrolytic etching treatment in an aqueous hydrochloric acid solution having a concentration of 0.5 mol/ℓ at a temperature of 28°C at a current density of 55 A/dm^2 for a treating time of 40 seconds. Then, it was subjected to desmut treatment in a 4 wt% sodium hydroxide aqueous solution at 60°C for 12 seconds and then to anodizing treatment in a 20 wt% sulfuric acid solution at a temperature of 20°C at a current density of 3.5 A/dm^2 for a treating time of one minute. Further, it was subjected to a hydrothermal pore sealing treatment with hot water of 80°C for 20 seconds to obtain an aluminum plate as a support for a lithographic printing plate (II).

[0093] A photosensitive liquid comprising the following components, was coated by a wire bar on the aluminum plate (II) prepared by the above described method and dried at 85°C for 2 hours.

Photosensitive liquid

[0094]

High molecular compound: one as identified in Table 5	3.6 g

Light-absorbing dye: S-53	0.12 g
Solubility-suppressing agent: one as identified in Table 9, when used	0.72 g
Colorant: Victoria Pure Blue BOH	0.032 g
Cyclohexanone	37 g

[0095] With respect to a sample of the obtained photosensitive printing plate, the change in the dissolution property of an exposed portion was examined as follows.

[0096] Firstly, each sample was exposed by a semiconductor laser or a high pressure mercury lamp and then developed. In the former case, exposure was carried out with an exposure of 200 mJ/cm^2 in the same manner as in Example 1 and in the latter case, exposure was carried out via a step tablet with a quantity of light giving one clear step. Then, each sample was developed in the same manner as in Example 1.

[0097] The photosensitive layer-remaining ratio at the exposed portion of the positive image thus obtained, was of course 0%. Then, another photosensitive printing plate prepared in the same manner was exposed under the same conditions and then prior to the developing step, a heat treatment step of maintaining at 55°C for 20 hours was inserted, whereby the dissolving property of the exposed portion was reduced, and at the obtainable positive image portion, the photosensitive layer was not adequately removed, and a residual film was usually observed. In such a case, the photosensitive layer-remaining ratio (X) at the exposed portion can be obtained by measuring the dissolution rates of the exposed and non-exposed portions, and such a value will be an index for the degree of reversibility. The obtained results are shown in Table 9.

Table 9

	Components of photosensitive layer			Exposure light source	Photosensitive layer-remaining ratio (X)
	High molecular compound	Light-absorbing dye	Solubility-suppressing agent		
Comparative Example 16	PR-4 *1	S-53	NQD	IR	66%
Comparative Example 17	PR-4	S-53	NQD	UV	<5%
Reference Example 18	SK-135 *2	S-53	-	IR	37%
Reference Example 19	PR-4	S-53	-	IR	62%
Reference Example 20	PR-4	S-53	Triphenyl-amine	IR	71%
Reference Example 21	PR-4	S-53	Ethylene glycol diphenyl ether	IR	76%
Reference Example 22	PR-4	S-53	p-Toluene sulfonic acid ester of pyrogallol/acetone resin (Mw 2500), esterification ratio: 20%	IR	87%
In Table 9, among abbreviations in the column for "Exposure light source", IR represents the same semiconductor laser as used in Example 1, and UV represents a high pressure mercury lamp.					
In Table 9, an abbreviation "NQD" in the column for "Solubility-suppressing agent" represents pentahydroxybenzophenone naphthoquinone diazide sulfonic acid ester, esterification ratio: 85%.					
*1 and *2: manufactured by Sumitomo Dures Company					

[0098] From the results shown in Table 9, the following can be assumed. Firstly, the photosensitive layers used in Comparative Examples 16 and 17 are the same, and they contained naphthoquinone diazide and an infrared-absorbing dye, but in the case of Comparative Example 17 where UV exposure was carried out, a known photochemical change resulted, and even via heat treatment, the dissolution property by exposure was maintained. On the other hand, as shown in Comparative Example 16, in the case where infrared laser exposure was carried out, the dissolution property was substantially reduced, and the photosensitive layer at the exposed portion partially remained. This indicates that in the latter, the change is attributable to some thermal

physical change mechanism other than a photochemical change. Further, also in the cases wherein infrared laser was applied to various photosensitive layers shown in Reference Examples 18 to 22, a behavior similar to Comparative Example 16 was shown, and the mechanism is assumed to be the same as in Comparative Example 16.

EXAMPLES 71 TO 74 AND COMPARATIVE EXAMPLES 3 AND 4

[0099] A photosensitive liquid comprising the following components, was coated by a wire bar on an aluminum plate (I) prepared by the above-described method and dried at 85°C for 2 minutes, followed by stabilizing in an oven of 55°C to obtain a photosensitive lithographic printing plate having a photosensitive layer with a film thickness of 20 mg/dm^2.

Photosensitive liquid

[0100]

Light-absorbing dye: compound as identified in Table 10	0.02 g
Alkali-soluble resin: m-cresol/p-cresol/phenol novolak resin (SK-188)	0.5 g
Solubility-suppressing agent: compound as identified in Table 10	Amount as identified in Table 10
Solvent: cyclohexanone	5.5 g

[0101] Then, evaluation was carried out with respect to the following items. The results are shown in Table 10.

Safe light property

[0102] The above photosensitive lithographic printing plate was exposed for 5 hours at a position of 1.5 m from two white lamps of 40 W and then developed with a developer prepared by diluting a positive developer SDR-1 manufactured by Konica K.K. to 6 times, whereupon the reflection density was measured by a reflection densitometer manufactured by Macbeth Company, and it was converted to a film-remaining ratio.

Table 10

	Light-absorbing dye	Solubility-suppressing agent		Safe light property
		Type	Amount (g)	
Example 71	S-53	Y-1	0.1	100%
Example 72	S-53	Y-2	0.1	100%
Example 73	S-53	Y-3	0.1	100%
Example 74	S-53	Nil	-	100%
Comparative Example 3	S-53	Y-4	0.025	67%
Comparative Example 4	S-53	Y-5	0.025	86%
In Table 10, abbreviations in the column for "Solubility-suppressing agent" represents the following compounds:				
Y-1: naphthyl sulfonic acid ester of pyrogallol/acetone resin (Mw=2500), esterification ratio: 20%				
Y-2: p-toluene sulfonic acid ester of pyrogallol/acetone resin (Mw=2500), esterification ratio: 20%				
Y-3: 2-phenylethyl p-tolunate				
Y-4: diphenyliodonium p-toluenesuifonate				
Y-5: triphenyl sulfonium trifluoromethane				

COMPARATIVE EXAMPLES 5 TO 8

[0103] A photosensitive liquid comprising the following components, was coated by a wire bar on an aluminum plate (I) prepared

by the above-described method and dried at 85°C for 2 minutes, followed by stabilizing in an oven of 55°C to obtain a photosensitive lithographic printing plate having a photosensitive layer with a film thickness of 20 mg/dm^2.

Photosensitive liquid

[0104]

Light-absorbing dye: compound as identified in Table 11	0.02 g
Alkali-soluble resin: m-cresol/p-cresol/phenol novolak resin (SK-188)	0.5 g
Solubility-suppressing agent: compound as identified in Table 11	Amount as identified in Table 11
Solvent: cyclohexanone	5.5 g

[0105] Then, evaluation was carried out with respect to the following items. The results are shown in Table 10.

Burning property

[0106] The above photosensitive lithographic printing plate was heated in an oven at 200°C for 6 minutes, and then immersed in Matsui Cleaning Agent (cleaning oil for printing) for 5 minutes. The reflection density was measured by a reflection densitometer manufactured by Macbeth Company, and the film-remaining ratio was evaluated.

Table 11

	Light-absorbing dye	Solubility-suppressing agent		Burning property Immersed for 5 minutes
		Type	Amount (g)	
Comparative Example 8	S-53	Y-6	0.1	100%
Comparative Example 5	S-53	Y-4	0.025	0%
Comparative Example 6	S-53	Y-5	0.025	0%
Comparative Example 7	S-53	Nil	-	0%
Y-4: diphenyliodonium p-toluenesulfonate				
Y-5: Triphenyl sulfonium trifluoromethane sulfonate				
Y-6: naphthoquinone diazide 5-sulfonic acid ester of pyrogallol/acetone resin (esterification ratio: 20%)				

[0107] Among solubility-suppressing agents, the onium salt has a photosensitivity by itself, and accordingly, the amount was controlled so that the absorbance at the same wavelength would not be excessive.

[0108] According to the present invention, it is possible to obtain a positive photosensitive printing plate which has an excellent sensitivity characteristic particularly to a near infrared laser beam, which requires no post heat treatment and makes the operation under white light possible and which has a very simple structure.

REFERENCES CITED IN THE DESCRIPTION

This list of references cited by the applicant is for the reader's convenience only. It does not form part of the European patent document. Even though great care has been taken in compiling the references, errors or omissions cannot be excluded and the EPO disclaims all liability in this regard.

Patent documents cited in the description

- JP52151024A [0004]
- JP2051732B [0004]
- JP50015603A [0004]
- JP3034051B [0004]
- JP61021831B [0004]
- JP60012939B [0004]
- US3664737A [0004]
- JP50102403A [0004]
- JP50102401A [0004]
- JP6043633A [0005]
- JP7020629A [0006] [0007]
- JP7271029A [0006] [0007]
- US5491046A [0008]
- JP60175046A [0009] [0021] [0025]
- WO9620429A [0011]
- DE4426820 [0011]
- US5466557A [0011]
- WO9739894A [0012]

Patentkrav:

1. Fremgangsmåde til fremstilling af et positivt lysfølsomt litografisk trykplademateriale, som kan fungere under hvidt lys, hvilken fremgangsmåde omfatter trinene
- opruning af et aluminiumsunderlag ved børstepolering eller ved elektrolytisk ætsning i en saltsyre- eller salpetersyreopløsning,
- anodisering af det opruede aluminiumsunderlag i et svovlsyreopløsningsmiddel,
- forsyning af underlagets overflade med en belægning af en opløsning af en positiv lysfølsom sammensætning i et opløsningsmiddel og
- tørring,

hvor sammensætningen, efter scanningseksponering for lys i bølgelængdeintervallet fra 650 til 1300 nm, udviser en stigning i opløselighed i en alkalisk fremkalder på den eksponerede del, således at der kan dannes et billede ved hjælp af en alkalisk fremkalder,
hvor sammensætningen som væsentlige bestanddele, der forårsager stigningen i opløselighed, omfatter
(a) et lysabsorberende farvestof med et absorptionsbånd, der omfatter hele bølgelængdeintervallet fra 650 til 1300 nm eller en del af det, som et materiale med fototermisk omdannelse, og
(b) en alkaliopløselig harpiks valgt blandt en novolakharpiks, en resolharpiks, en polyvinylphenolharpiks og en copolymer af et acrylsyrederivat,
og hvor stigningen i opløseligheden i en alkalisk fremkalder forårsages af lys-til-varme-omdannelse af den af farvestoffet absorberede lysenergi og af en ændring, som ikke er en kemisk ændring, af den alkaliopløselige harpiks på den del, der udsættes for varme, hvorved opløseligheden på den del stiger.

2. Fremgangsmåde ifølge krav 1, hvor den positive lysfølsomme sammensætning i alt væsentligt ikke indeholder fotosyredanner.

3. Fremgangsmåde ifølge et hvilket som helst af de foregående krav, hvor opløsningen endvidere omfatter et opløselighedsundertrykkende middel, som kan nedsætte opløsningshastigheden i den alkaliske fremkalder af en blanding, som omfatter et infrarødt absorberende farvestof af bestanddel (a) og den alkaliopløselige harpiks (b).

4. Fremgangsmåde ifølge et hvilket som helst af de foregående krav, hvor vægtforholdet mellem opløsningsmidlet og den samlede mængde af den lysfølsomme sammensætning ligger i intervallet fra 1 til 20.

5. Fremgangsmåde ifølge et hvilket som helst af kravene 1-4, hvor opløsningsmidlet omfatter en propylenglycol.

6. Fremgangsmåde ifølge et hvilket som helst af kravene 1-4, hvor opløsningen endvidere omfatter et belægningsegenskabsforbedrende middel.

7. Fremgangsmåde ifølge et hvilket som helst af kravene 1-4, hvor det lysabsorberende farvestof er et cyaninfarvestof.

8. Fremgangsmåde ifølge krav 7, hvor cyaninfarvestoffet er et farvestof ifølge formel (I):

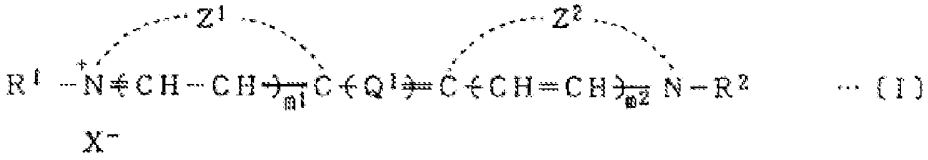

... (I)

hvor hver af R^1 og R^2 er en C_{1-8}-alkylgruppe, som kan have en substituent, hvor substituenten er en phenylgruppe, en phenoxygruppe, en alkoxygruppe, en sulfonsyregruppe eller en carboxylgruppe; Q^1 er en heptamethingruppe, som kan have en substituent, hvor substituenten er en C_{1-8}-alkylgruppe, et halogenatom eller en aminogruppe, eller heptamethingruppen kan indeholde en cyclohexenring eller en cyclopentenring med en substituent, som er dannet ved indbyrdes binding af substituenter på to methincarbonatomer i heptamethingruppen, hvor substituenten er en C_{1-6}-alkylgruppe eller et halogenatom; hver af m^1 og m^2 er 0 eller 1; hver af Z^1 og Z^2 er en gruppe af atomer, som kræves for at danne en nitrogenholdig heterocyklisk ring; og X^- er en modanion.

9. Fremgangsmåde ifølge et hvilket som helst af kravene 1-4, hvor den alkaliopløselige harpiks (b) er en novolak.

10. Fremgangsmåde ifølge krav 9, hvor novolakken har en vægtgennemsnitlig molekylvægt på fra 1000 til 15000.

11. Fremgangsmåde ifølge krav 3, hvor det opløselighedsundertrykkende middel er en aromatisk amin.