



US00D645448S

(12) **United States Design Patent**
Kim et al.

(10) **Patent No.:** **US D645,448 S**

(45) **Date of Patent:** **** Sep. 20, 2011**

(54) **SPEAKER FOR HOME THEATER**

(56) **References Cited**

(75) Inventors: **Kyungmin Kim**, Seoul (KR); **Areum Kwon**, Seoul (KR); **Sooyoung Park**, Seoul (KR); **Kwangho Choi**, Seoul (KR); **Sangwon Yoon**, Seoul (KR)

U.S. PATENT DOCUMENTS

D265,990 S * 8/1982 Hartwein et al. D14/214
D319,242 S * 8/1991 Furuno D14/204
D507,790 S * 7/2005 Dayan D14/215
D542,268 S * 5/2007 Heath D14/211
D576,150 S * 9/2008 Lim et al. D14/211

(73) Assignee: **LG Electronics Inc.**, Seoul (KR)

* cited by examiner

(**) Term: **14 Years**

Primary Examiner — Nanda Bondade

(21) Appl. No.: **29/385,736**

(74) *Attorney, Agent, or Firm* — Birch, Stewart, Kolasch & Birch, LLP

(22) Filed: **Feb. 18, 2011**

(57) **CLAIM**

The ornamental design for a speaker for home theater, as shown and described.

(30) **Foreign Application Priority Data**

DESCRIPTION

Aug. 20, 2010 (KR) 30-2010-0036477

(51) **LOC (9) Cl.** **14-01**

(52) **U.S. Cl.** **D14/211**

(58) **Field of Classification Search** D14/204,
D14/210–216, 172; 181/143–144, 147–148,
181/150–153, 157, 198–199; 381/300–303,
381/306, 332–333, 336, 345, 361–364, 386–388

FIG. 1 is a perspective view of a speaker for home theater showing our new design;
FIG. 2 is a front view thereof;
FIG. 3 is a rear view thereof;
FIG. 4 is a left side view thereof where the right side view is a mirror image;
FIG. 5 is a top plan view thereof; and,
FIG. 6 is a bottom plan view thereof.

See application file for complete search history.

1 Claim, 6 Drawing Sheets

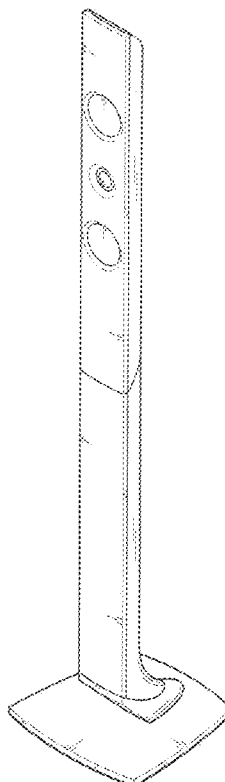


FIG. 1

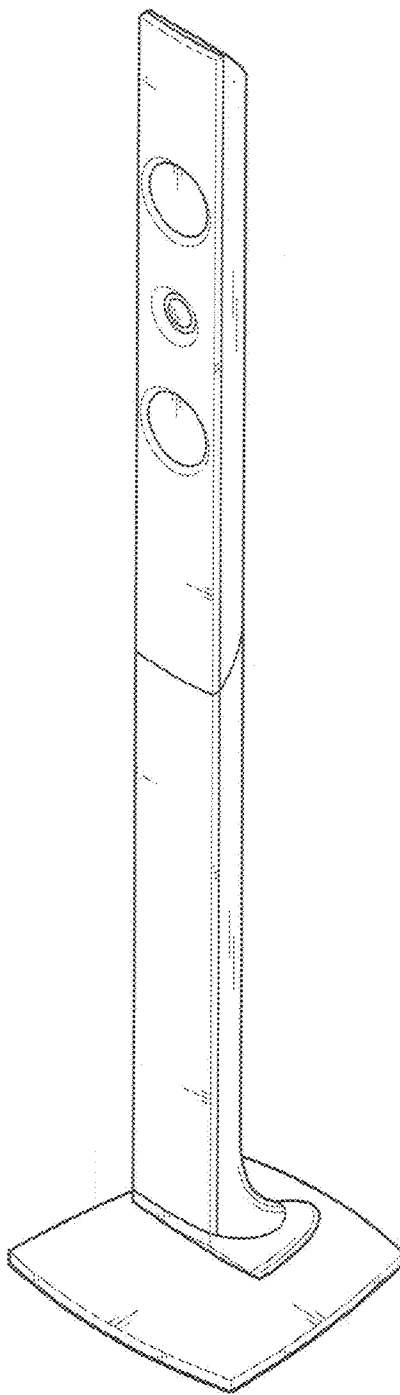


FIG. 2

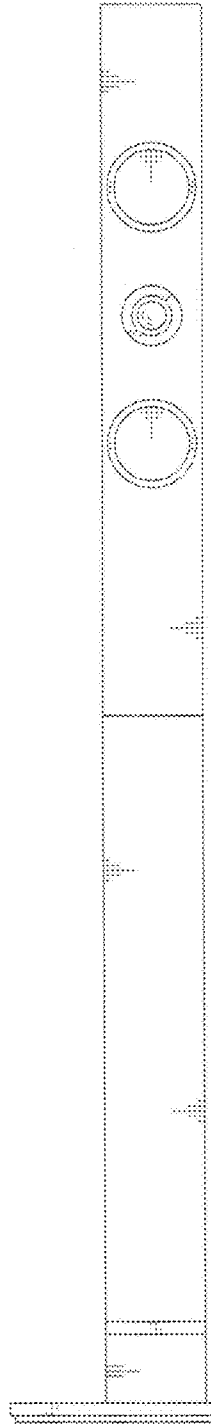


FIG. 3

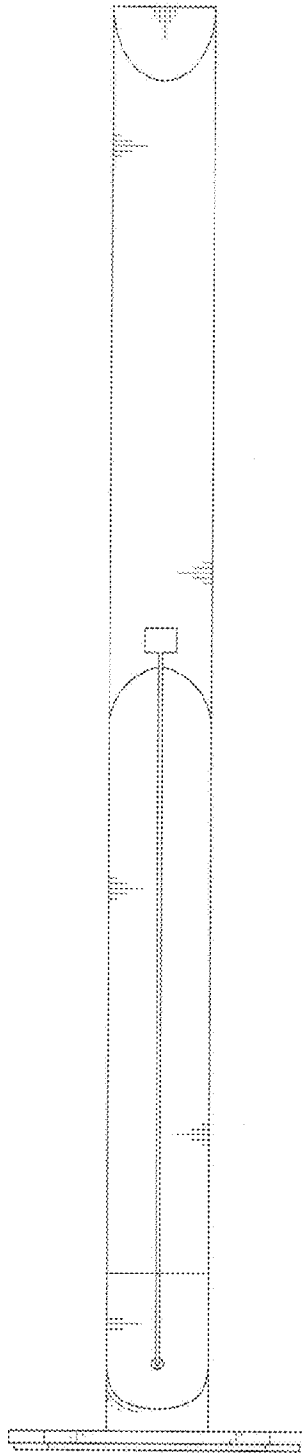


FIG. 4

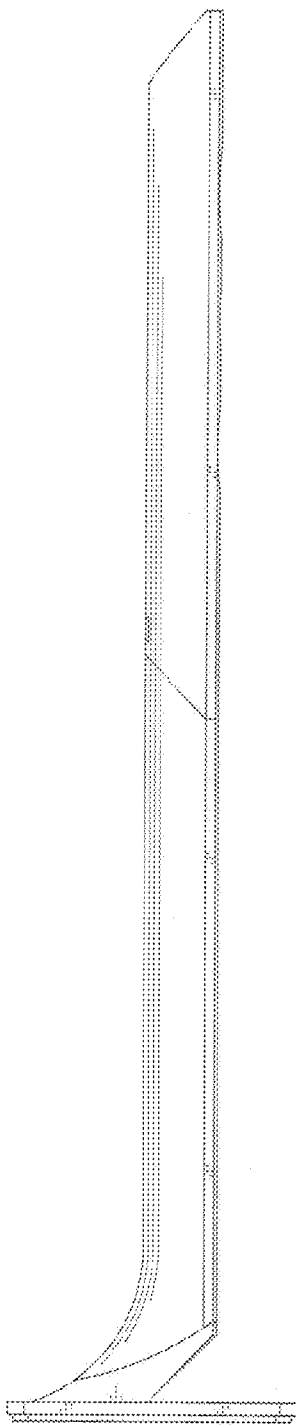


FIG. 5

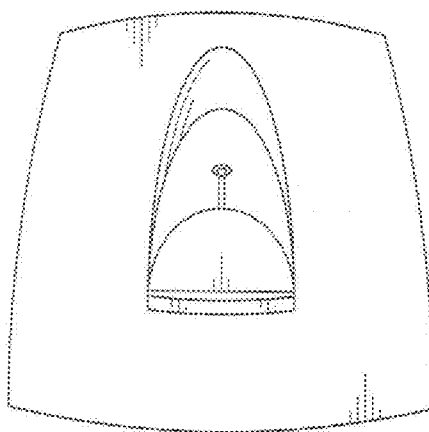


FIG. 6

