

(19) World Intellectual Property Organization
International Bureau



(43) International Publication Date
20 August 2009 (20.08.2009)

PCT

(10) International Publication Number
WO 2009/101018 A2

(51) International Patent Classification:

C07D 403/04 (2006.01) A61P 25/24 (2006.01)
C07D 409/04 (2006.01) A61P 25/18 (2006.01)
A61K 31/496 (2006.01)

(21) International Application Number:

PCT/EP2009/051293

(22) International Filing Date:

5 February 2009 (05.02.2009)

(25) Filing Language:

English

(26) Publication Language:

English

(30) Priority Data:

61/028,978 15 February 2008 (15.02.2008) US

(71) Applicant (for all designated States except US): F. HOFFMANN-LA ROCHE AG [CH/CH]; Grenzacherstrasse 124, CH-4070 Basel (CH).

(72) Inventors; and

(75) Inventors/Applicants (for US only): CARTER, David Scott [US/US]; 1452 La Crosse Drive, Sunnyvale, CA 94087 (US). LUCAS, Matthew C. [GB/US]; 1106 Munich Terrace, Sunnyvale, CA 94089 (US). SCHOENFELD, Ryan Craig [US/US]; 3594 Sunnyslake Court, San Jose, CA 95117 (US). WEIKERT, Robert James [US/US]; 1027 Doeg Road, Boulder Creek, CA 95006 (US).

(74) Agent: HALBIG, Dirk; Grenzacherstrasse 124, CH-4070 Basel (CH).

(81) Designated States (unless otherwise indicated, for every kind of national protection available): AE, AG, AL, AM, AO, AT, AU, AZ, BA, BB, BG, BH, BR, BW, BY, BZ, CA, CH, CN, CO, CR, CU, CZ, DE, DK, DM, DO, DZ, EC, EE, EG, ES, FI, GB, GD, GE, GH, GM, GT, HN, HR, HU, ID, IL, IN, IS, JP, KE, KG, KM, KN, KP, KR, KZ, LA, LC, LK, LR, LS, LT, LU, LY, MA, MD, ME, MG, MK, MN, MW, MX, MY, MZ, NA, NG, NI, NO, NZ, OM, PG, PH, PL, PT, RO, RS, RU, SC, SD, SE, SG, SK, SL, SM, ST, SV, SY, TJ, TM, TN, TR, TT, TZ, UA, UG, US, UZ, VC, VN, ZA, ZM, ZW.

(84) Designated States (unless otherwise indicated, for every kind of regional protection available): ARIPO (BW, GH, GM, KE, LS, MW, MZ, NA, SD, SL, SZ, TZ, UG, ZM, ZW), Eurasian (AM, AZ, BY, KG, KZ, MD, RU, TJ, TM), European (AT, BE, BG, CH, CY, CZ, DE, DK, EE, ES, FI, FR, GB, GR, HR, HU, IE, IS, IT, LT, LU, LV, MC, MK, MT, NL, NO, PL, PT, RO, SE, SI, SK, TR), OAPI (BF, BJ, CF, CG, CI, CM, GA, GN, GQ, GW, ML, MR, NE, SN, TD, TG).

Published:

— without international search report and to be republished upon receipt of that report (Rule 48.2(g))



WO 2009/101018 A2

(54) Title: 3-ALKYL-PIPERAZINE DERIVATIVES AND USES THEREOF

(57) Abstract: Compounds of the Formula (I) or pharmaceutically acceptable salts thereof, wherein Ar, R¹, R², R³ and R⁴ are as defined herein. Also provided are pharmaceutical compositions, methods of using, and methods of preparing the compounds.

3-ALKYL-PIPERAZINE DERIVATIVES AND USES THEREOF

Monoamine deficiency has been long been linked to depressive, anxiolytic and other disorders (see, e.g.: Charney et al., *J. Clin. Psychiatry* (1998) 59, 1-14; Delgado et al., *J. Clin. Psychiatry* (2000) 67, 7-11; Resser et al., *Depress. Anxiety* (2000) 12 (Suppl 1) 2-19; and Hirschfeld et al., *J. Clin. Psychiatry* (2000) 61, 4-6. In particular, serotonin (5-hydroxytryptamine) and norepinephrine are recognized as key modulatory neurotransmitters that play an important role in mood regulation. Selective serotonin reuptake inhibitors (SSRIs) such as fluoxetine, sertraline, paroxetine, fluvoxamine, citalopram and escitalopram have provided treatments for depressive disorders (Masand et al., *Harv. Rev. Psychiatry* (1999) 7, 69-84). Noradrenaline or norepinephrine reuptake inhibitors such as reboxetine, atomoxetine, desipramine and nortryptiline have provided effective treatments for depressive, attention deficit and hyperactivity disorders (Scates et al., *Ann. Pharmacother.* (2000) 34, 1302-1312; Tatsumi et al., *Eur. J. Pharmacol.* (1997) 340, 249-258).

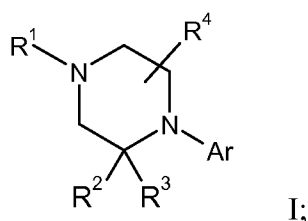
Enhancement of serotonin and norepinephrine neurotransmission is recognized to be synergistic in the pharmacotherapy of depressive and anxiolytic disorders, in comparison with enhancement of only serotonin or norepinephrine neurotransmission alone (Thase et al., *Br. J. Psychiatry* (2001) 178, 234, 241; Tran et al., *J. Clin. Psychopharmacology* (2003) 23, 78-86). Dual reuptake inhibitors of both serotonin and norepinephrine, such as duloxetine, milnacipran and venlafaxine are currently under development for treatment of depressive and anxiolytic disorders (Mallinckrodt et al., *J. Clin. Psychiatry* (2003) 5(1) 19-28; Bymaster et al., *Expert Opin. Investig. Drugs* (2003) 12(4) 531-543). Dual reuptake inhibitors of serotonin and norepinephrine also offer potential treatments for schizophrenia and other psychoses, dyskinesias, drug addiction, cognitive disorders, Alzheimer's disease, obsessive-compulsive behaviour, attention deficit disorders, panic attacks, social phobias, eating disorders such as obesity, anorexia, bulimia and "binge-eating", stress, hyperglycaemia, hyperlipidemia, non-insulin-dependent diabetes, seizure disorders such as epilepsy, and treatment of conditions associated with neurological damage resulting from stroke, brain trauma, cerebral ischaemia, head injury and hemorrhage. Dual reuptake inhibitors of serotonin and norepinephrine also offer potential treatments for disorders and disease states of the urinary tract, and for pain and inflammation.

More recently, "triple reuptake" inhibitors ("broad-spectrum antidepressants" which inhibit the reuptake of norepinephrine, serotonin, and dopamine, have been recognized as useful for the

treatment of depression and other CNS indications (Beer et al., J. Clinical Pharmacology (2004) 44:1360-1367; Skolnick et al., Eur J Pharmacol. (2003) Feb 14;461(2-3):99-104.

There is accordingly a need for compounds that are effective as serotonin reuptake inhibitors, norepinephrine reuptake inhibitors, dopamine reuptake inhibitors, and/or dual reuptake inhibitors of serotonin, norepinephrine and/or dopamine, or triple reuptake inhibitors of norepinephrine, serotonin, and dopamine, as well as methods of making and using such compounds in the treatment of depressive, anxiolytic, genitourinary, pain, and other disorders. The present invention satisfies these needs.

The invention provides compounds of formula I:



or a pharmaceutically acceptable salt thereof,

wherein:

m is from 1 to 3;

n is from 0 to 2;

Ar is:

optionally substituted indolyl;

optionally substituted indazolyl;

optionally substituted azaindolyl;

optionally substituted azaindazolyl;

optionally substituted 2,3-dihydro-indolyl;

optionally substituted benzothiophenyl;

optionally substituted benzimidazolyl;

optionally substituted benzoxazolyl;

optionally substituted benzothiazolyl;

optionally substituted quinolinyl;

optionally substituted isoquinolinyl;

optionally substituted naphthalenyl; or

optionally substituted phenyl;

one of X, Y and Z is N and the others are CR^a, or X, Y and Z are CR^a wherein each R^a is independently hydrogen or R⁷;

R¹ is: hydrogen; C₁-C₆-alkyl; or an amine protecting group;

5

R² is: C₃-C₆-alkyl;
C₁-C₆-alkoxy-C₁-C₃-alkyl;
hydroxy-C₁-C₆-alkyl;
C₃-C₆-cycloalkyl;
10 C₃-C₆-cycloalkyl-C₁-C₃-alkyl;
C₃-C₆-cycloalkyloxy-C₁-C₃-alkyl;
C₃-C₆-cycloalkyl-C₁-C₃-alkoxy-C₁-C₃-alkyl;
aryl;
heteroaryl;
15 aryloxy-C₁-C₃-alkyl;
heteroaryloxy-C₁-C₃-alkyl;
heterocyclyl; or
heterocyclyl-C₁-C₃-alkyl;

20 R³ is: hydrogen; or C₁-C₆-alkyl;

or R² and R³ together with the atom to which they are attached may form a C₃-C₆-cycloalkyl;

25 R⁴ is: hydrogen; or C₁-C₆-alkyl;

or R² and R⁴ together with the atoms to which they are attached may form a five or six-membered heterocyclic ring.

30 The invention also provides pharmaceutical compositions, methods of using, and methods of preparing the aforementioned compounds.

Unless otherwise stated, the following terms used in this Application, including the specification and claims, have the definitions given below. It must be noted that, as used in the specification and the appended claims, the singular forms "a", "an," and "the" include plural referents unless the context clearly dictates otherwise.

35

"Agonist" refers to a compound that enhances the activity of another compound or receptor site.

"Alkyl" means the monovalent linear or branched saturated hydrocarbon moiety, consisting solely of carbon and hydrogen atoms, having from one to twelve carbon atoms. "Lower alkyl" refers to an alkyl group of one to six carbon atoms, i.e. C₁-C₆-alkyl. Examples of alkyl groups include, but are not limited to, methyl, ethyl, propyl, isopropyl, isobutyl, sec butyl, tert butyl, 5 pentyl, n-hexyl, octyl, dodecyl, and the like. "Branched alkyl" means isopropyl, isobutyl, tert-butyl,

"Alkylene" means a linear saturated divalent hydrocarbon radical of one to six carbon atoms or a branched saturated divalent hydrocarbon radical of three to six carbon atoms, e.g., methylene, ethylene, 2,2-dimethylethylene, propylene, 2-methylpropylene, butylene, pentylene, 10 and the like.

"Alkenyl" means a linear monovalent hydrocarbon radical of two to six carbon atoms or a branched monovalent hydrocarbon radical of three to six carbon atoms, containing at least one double bond, e.g., ethenyl, propenyl, and the like.

"Alkynyl" means a linear monovalent hydrocarbon radical of two to six carbon atoms or a 15 branched monovalent hydrocarbon radical of three to six carbon atoms, containing at least one triple bond, e.g., ethynyl, propynyl, and the like.

"Amino" means a moiety of the formula -NR-R' wherein R and R' each independently is hydrogen or alkyl as defined herein.

"Alkylamino" means a moiety of the formula -NR-R' wherein R is hydrogen or alkyl and R' 20 is alkyl as defined herein.

"Alkoxyamino" means a moiety of the formula -NR-OR' wherein R is hydrogen or alkyl and R' is alkyl as defined herein.

"Alkylsulfanyl" means a moiety of the formula -SR wherein R is alkyl as defined herein.

"Aminoalkyl" means a group -R-R' wherein R' is amino and R is alkylene as defined herein. 25 "Aminoalkyl" includes aminomethyl, aminoethyl, 1-aminopropyl, 2-aminopropyl, and the like. The amino moiety of "aminoalkyl" may be substituted once or twice with alkyl to provide "alkylaminoalkyl" and "dialkylaminoalkyl" respectively. "Alkylaminoalkyl" includes methylaminomethyl, methylaminoethyl, methylaminopropyl, ethylaminoethyl and the like. "Dialkylaminoalkyl" includes dimethylaminomethyl, dimethylaminoethyl, dimethylaminopropyl, 30 N-methyl-N-ethylaminoethyl, and the like.

"Aminocarbonyl" means a group -C(O)-R wherein R is amino as defined herein.

"Alkoxy" means a moiety of the formula -OR, wherein R is an alkyl moiety as defined herein. Examples of alkoxy moieties include, but are not limited to, methoxy, ethoxy, isopropoxy, tert-butoxy and the like.

5 "Alkoxyalkyl" means a moiety of the formula -R'-R", where R' is alkylene and R" is alkoxy as defined herein. Exemplary alkoxyalkyl groups include, by way of example, 2-methoxyethyl, 3-methoxypropyl, 1-methyl-2-methoxyethyl, 1-(2-methoxyethyl)-3-methoxypropyl, and 1-(2-methoxyethyl)-3-methoxypropyl.

"Alkylcarbonyl" means a moiety of the formula -C(O)-R, where R' is alkyl as defined herein.

10 "Alkylsulfonyl" means a moiety of the formula -SO₂-R' where R' is alkyl as defined herein.

"Alkylsulfonylalkyl" means a moiety of the formula -R^b-SO₂-R^a, where R^a is alkyl and R^b is alkylene as defined herein. Exemplary alkylsulfonylalkyl groups include, by way of example, 3-methanesulfonylpropyl, 2-methanesulfonylethyl, 2-methanesulfonylpropyl, and the like.

15 "Alkylsulfonyloxy" means a moiety of the formula R^a-SO₂-O-, where R^a is alkyl as defined herein.

"Antagonist" refers to a compound that diminishes or prevents the action of another compound or receptor site.

"Aryl" means a monovalent cyclic aromatic hydrocarbon moiety consisting of a mono-, bi- or tricyclic aromatic ring. The aryl group can be optionally substituted as defined herein.
20 Examples of aryl moieties include, but are not limited to, optionally substituted phenyl, naphthyl, phenanthryl, fluorenyl, indenyl, pentalenyl, azulenyl, oxydiphenyl, biphenyl, methylenediphenyl, aminodiphenyl, diphenylsulfidyl, diphenylsulfonyl, diphenylisopropylidanyl, benzodioxanyl, benzodioxyl, benzopyran, benzoxazinyl, benzoxazinonyl, benzopiperadanyl, benzopiperazinyl, benzopyrrolidinyl, benzomorpholinyl, methylenedioxyphenyl,
25 ethylenedioxyphenyl, and the like, including partially hydrogenated derivatives thereof. Preferred aryl are phenyl and naphthyl, more preferably phenyl.

"Aryloxy" means a moiety of the formula -OR, wherein R is an aryl moiety as defined herein.

30 "Arylalkyl" and "Aralkyl", which may be used interchangeably, mean a radical-R^aR^b where R^a is an alkylene group and R^b is an aryl group as defined herein; e.g., phenylalkyls such as benzyl, phenylethyl, 3-(3-chlorophenyl)-2-methylpentyl, and the like are examples of arylalkyl.

"Aralkoxy" means a moiety of the formula -OR, wherein R is an aralkyl moiety as defined herein.

"Azaindole" means a group of the formula wherein one or two of any of X¹, X², X³ and X⁴ is N (aza), and the others are carbon. "Azaindoles" may be optionally substituted, as defined
5 herein for heteroaryls, at position 1, 2 and 3, and at any of positions 4- through seven that are not nitrogen. "Azaindole" thus includes: "pyrrolopyrimidines" of the above formula wherein X² and X⁴ are N; "pyrrolopyrimidines" of the above formula wherein X¹ and X³ are N;
"pyrrolopyrazines" of the above formula wherein X¹ and X⁴ are N; "pyrrolopyridines" of the above formula wherein X¹ is N; "pyrrolopyridines" of the above formula wherein X² is N;
10 "pyrrolopyridines" of the above formula wherein X³ is N; and "pyrrolopyridines" of the above formula wherein X⁴ is N.

"Azaindazole" means a group of the formula wherein one or two of any of X¹, X², X³ and X⁴ is N (aza), and the others are carbon. "Azaindazoles" may be optionally substituted, as defined herein for heteroaryls, at position 1, 2 and 3, and at any of positions 4- through seven
15 that are not nitrogen. "Azaindazole" thus includes: "pyrazolopyrimidines" of the above formula wherein X² and X⁴ are N; "pyrazolopyrimidines" of the above formula wherein X¹ and X³ are N;
"pyrazolopyrazines" of the above formula wherein X¹ and X⁴ are N; "pyrazolopyridines" of the above formula wherein X¹ is N; "pyrazolopyridines" of the above formula wherein X² is N;
"pyrazolopyridines" of the above formula wherein X³ is N; and "pyrazolopyridines" of the above
20 formula wherein X⁴ is N.

"Cyanoalkyl" means a moiety of the formula -R'-R", where R' is alkylene as defined herein and R" is cyano or nitrile.

"Cycloalkyl" means a monovalent saturated carbocyclic moiety consisting of mono- or bicyclic rings. Cycloalkyl can optionally be substituted with one or more substituents, wherein
25 each substituent is independently hydroxy, alkyl, alkoxy, halo, haloalkyl, amino, monoalkylamino, or dialkylamino, unless otherwise specifically indicated. Examples of cycloalkyl moieties include, but are not limited to, cyclopropyl, cyclobutyl, cyclopentyl, cyclohexyl, cycloheptyl, and the like, including partially unsaturated derivatives thereof.

"Cycloalkyloxy" and "cycloalkoxy", which may be used interchangeably, mean a group of
30 the formula -OR wherein R is cycloalkyl as defined herein. Exemplary cycloalkyloxy include cyclopropyloxy, cyclobutyloxy, cyclopentyloxy, cyclohexyloxy and the like.

"Cycloalkylalkyl" means a moiety of the formula -R'-R", where R' is alkylene and R" is cycloalkyl as defined herein.

"Cycloalkylalkyloxy" and "cycloalkylalkoxy", which may be used interchangeably, mean a group of the formula -OR wherein R is cycloalkylalkyl as defined herein. Exemplary cycloalkyloxy include cyclopropylmethoxy, cyclobutylmethoxy, cyclopentylmethoxy, cyclohexylmethoxy and the like.

5 "Heteroalkyl" means an alkyl radical as defined herein, including a branched C₄-C₇-alkyl, wherein one, two or three hydrogen atoms have been replaced with a substituent independently selected from the group consisting of OR^a, NR^bR^c, and -S(O)_nR^d (where n is an integer from 0 to 2), with the understanding that the point of attachment of the heteroalkyl radical is through a carbon atom, wherein R^a is hydrogen, acyl, alkyl, cycloalkyl, or cycloalkylalkyl; R^b and R^c are
10 independently of each other hydrogen, acyl, alkyl, cycloalkyl, or cycloalkylalkyl; and when n is 0, R^d is hydrogen, alkyl, cycloalkyl, or cycloalkylalkyl, and when n is 1 or 2, R^d is alkyl, cycloalkyl, cycloalkylalkyl, amino, acylamino, monoalkylamino, or dialkylamino. Representative examples include, but are not limited to, 2-hydroxyethyl, 3-hydroxypropyl, 2-hydroxy-1-hydroxymethylethyl, 2,3-dihydroxypropyl, 1-hydroxymethylethyl, 3-hydroxybutyl,
15 2,3-dihydroxybutyl, 2-hydroxy-1-methylpropyl, 2-aminoethyl, 3-aminopropyl, 2-methylsulfonylethyl, aminosulfonylmethyl, aminosulfonylethyl, aminosulfonylpropyl, methylaminosulfonylmethyl, methylaminosulfonylethyl, methylaminosulfonylpropyl, and the like.

"Heteroaryl" means a monocyclic, bicyclic or tricyclic radical of 5 to 12 ring atoms having
20 at least one aromatic ring containing one, two, or three ring heteroatoms selected from N, O, or S, the remaining ring atoms being C, with the understanding that the attachment point of the heteroaryl radical will be on an aromatic ring. The heteroaryl ring may be optionally substituted as defined herein. Examples of heteroaryl moieties include, but are not limited to, optionally substituted imidazolyl, oxazolyl, isoxazolyl, thiazolyl, isothiazolyl, oxadiazolyl, thiadiazolyl,
25 pyrazinyl, thienyl, thiophenyl, furanyl, pyranyl, pyridinyl, pyrrolyl, pyrazolyl, pyrimidyl, quinolinyl, isoquinolinyl, benzofuryl, benzo-furanyl, benzothiophenyl, benzothiopyranyl, benzimidazolyl, benzoxazolyl, benzo-oxadiazolyl, benzothiazolyl, benzothiadiazolyl, benzopyranyl, indolyl, isoindolyl, triazolyl, triazinyl, quinoxalyl, purinyl, quinazolinyl, quinoliziny, naphthyridinyl, pteridinyl, carbazolyl, azepinyl, diazepinyl, acridinyl and the like,
30 including partially hydrogenated derivatives thereof.

"Heteroarylalkyl" and "heteroaralkyl", which may be used interchangeably, mean a radical-R^aR^b where R^a is an alkylene group and R^b is a heteroaryl group as defined herein

The terms "halo" and "halogen", which may be used interchangeably, refer to a substituent fluoro, chloro, bromo, or iodo.

"Haloalkyl" means alkyl as defined herein in which one or more hydrogen has been replaced with same or different halogen. Exemplary haloalkyls include -CH₂Cl, -CH₂CF₃, -CH₂CCl₃, perfluoroalkyl (e.g., -CF₃), and the like.

5 "Haloalkoxy" means a moiety of the formula -OR, wherein R is a haloalkyl moiety as defined herein. Examples of haloalkoxy moieties include, but are not limited to, trifluoromethoxy, difluoromethoxy, 2,2,2-trifluoroethoxy, and the like.

"Hydroxyalkyl" refers to a subset of heteroalkyl and refers in particular to an alkyl moiety as defined herein that is substituted with one or more, preferably one, two or three hydroxy groups, provided that the same carbon atom does not carry more than one hydroxy group.
10 Representative examples include, but are not limited to, hydroxymethyl, 2 hydroxyethyl, 2 hydroxypropyl, 3 hydroxypropyl, 1-(hydroxymethyl)-2-methylpropyl, 2 hydroxybutyl, 3 hydroxybutyl, 4 hydroxybutyl, 2,3 dihydroxypropyl, 2-hydroxy-1-hydroxymethylethyl, 2,3 dihydroxybutyl, 3,4 dihydroxybutyl and 2 (hydroxymethyl)-3 hydroxypropyl

15 "Heterocycloamino" means a saturated ring wherein at least one ring atom is N, NH or N-alkyl and the remaining ring atoms form an alkylene group.

"Heterocyclyl" means a monovalent saturated moiety, consisting of one to three rings, incorporating one, two, or three or four heteroatoms (chosen from nitrogen, oxygen or sulfur). The heterocyclyl ring may be optionally substituted as defined herein. Examples of heterocyclyl moieties include, but are not limited to, optionally substituted piperidinyl, piperazinyl,
20 homopiperazinyl, azepinyl, pyrrolidinyl, pyrazolidinyl, imidazolyl, imidazolidinyl, pyridinyl, pyridazinyl, pyrimidinyl, oxazolidinyl, isoxazolidinyl, morpholinyl, thiazolidinyl, isothiazolidinyl, quinuclidinyl, quinolinyl, isoquinolinyl, benzimidazolyl, thiadiazolylidiny, benzothiazolidinyl, benzoazolylidiny, dihydrofuryl, tetrahydrofuryl, dihydropyranyl, tetrahydropyranyl, thiamorpholinyl, thiamorpholinylsulfoxide, thiamorpholinylsulfone,
25 dihydroquinolinyl, dihydroisoquinolinyl, tetrahydroquinolinyl, tetrahydroisoquinolinyl, and the like.

"Optionally substituted", when used in association with "aryl", "phenyl", "heteroaryl" (including indolyl such as indol-1-yl, indol-2-yl and indol-3-yl, 2,3-dihydroindolyl such as 2,3-dihydroindol-1-yl, 2,3-dihydroindol-2-yl and 2,3-dihydroindol-3-yl, indazolyl such as indazol-1-yl, indazol-2-yl and indazol-3-yl, benzimidazolyl such as benzimidazol-1-yl and benzimidazol-2-yl, benzothiophenyl such as benzothiophen-2-yl and benzothiophen-3-yl, benzoxazol-2-yl,
30 benzothiazol-2-yl, thienyl, furanyl, pyridinyl, pyrimidinyl, pyridazinyl, pyrazinyl, oxazolyl, thiazolyl, isoxazolyl, isothiazolyl, imidazolyl, pyrazolyl and quinolinyl) " or "heterocyclyl", means an aryl, phenyl, heteroaryl or heterocyclyl which is optionally substituted independently with one to four substituents, preferably one or two substituents selected from alkyl, cycloalkyl,
35 alkoxy, halo, haloalkyl, haloalkoxy, cyano, nitro, heteroalkyl, amino, acylamino, mono-

alkylamino, di-alkylamino, hydroxyalkyl, alkoxyalkyl, benzyloxy, cycloalkylalkyl, cycloalkoxy, cycloalkylalkoxy, alkylsulfonyloxy, optionally substituted thienyl, optionally substituted pyrazolyl, optionally substituted pyridinyl, morpholinocarbonyl, $-(\text{CH}_2)_q\text{-S}(\text{O})_r\text{R}^f$; $-(\text{CH}_2)_q\text{-NR}^g\text{R}^h$; $-(\text{CH}_2)_q\text{-C}(=\text{O})\text{-NR}^g\text{R}^h$; $-(\text{CH}_2)_q\text{-C}(=\text{O})\text{-C}(=\text{O})\text{-NR}^g\text{R}^h$; $-(\text{CH}_2)_q\text{-SO}_2\text{-NR}^g\text{R}^h$; $-(\text{CH}_2)_q\text{-N}(\text{R}^f)\text{-C}(=\text{O})\text{-R}^i$; $-(\text{CH}_2)_q\text{-C}(=\text{O})\text{-R}^i$; or $-(\text{CH}_2)_q\text{-N}(\text{R}^f)\text{-SO}_2\text{-R}^g$; where q is 0 or 1, r is from 0 to 2, R^f , R^g , and R^h each independently is hydrogen or alkyl, and each R^i is independently hydrogen, alkyl, hydroxy, or alkoxy. Preferred optional substituents include alkyl, halo, haloalkyl, alkoxy, haloalkoxy, alkylsulfonyl, cyano, nitro, amino, aminocarbonyl and acetyl. Particularly preferred optional substituents include methyl, methoxy, methylamino, chloro, fluoro, cyano, aminocarbonyl, difluoromethoxy, trifluoromethyl, methanesulfonyl and aminomethyl. Most preferred optional substituents are methyl, methoxy, fluoro and chloro.

"Leaving group" means the group with the meaning conventionally associated with it in synthetic organic chemistry, i.e., an atom or group displaceable under substitution reaction conditions. Examples of leaving groups include, but are not limited to, halogen, alkane- or arylsulfonyloxy, such as methanesulfonyloxy, ethanesulfonyloxy, thiomethyl, benzenesulfonyloxy, tosyloxy, and thienyloxy, dihalophosphinyloxy, optionally substituted benzyloxy, isopropyloxy, acyloxy, and the like.

"Modulator" means a molecule that interacts with a target. The interactions include, but are not limited to, agonist, antagonist, and the like, as defined herein.

"Optional" or "optionally" means that the subsequently described event or circumstance may but need not occur, and that the description includes instances where the event or circumstance occurs and instances in which it does not.

"Disease" and "Disease state" means any disease, condition, symptom, disorder or indication.

"Inert organic solvent" or "inert solvent" means the solvent is inert under the conditions of the reaction being described in conjunction therewith, including for example, benzene, toluene, acetonitrile, tetrahydrofuran, N,N-dimethylformamide, chloroform, methylene chloride or dichloromethane, dichloroethane, diethyl ether, ethyl acetate, acetone, methyl ethyl ketone, methanol, ethanol, propanol, isopropanol, tert-butanol, dioxane, pyridine, and the like. Unless specified to the contrary, the solvents used in the reactions of the present invention are inert solvents.

"Pharmaceutically acceptable" means that which is useful in preparing a pharmaceutical composition that is generally safe, non-toxic, and neither biologically nor otherwise undesirable and includes that which is acceptable for veterinary as well as human pharmaceutical use.

"Pharmaceutically acceptable salts" of a compound means salts that are pharmaceutically acceptable, as defined herein, and that possess the desired pharmacological activity of the parent compound. Such salts include:

5 acid addition salts formed with inorganic acids such as hydrochloric acid, hydrobromic acid, sulfuric acid, nitric acid, phosphoric acid, and the like; or formed with organic acids such as acetic acid, benzenesulfonic acid, benzoic, camphorsulfonic acid, citric acid, ethanesulfonic acid, fumaric acid, glucoheptonic acid, gluconic acid, glutamic acid, glycolic acid, hydroxynaphtoic acid, 2-hydroxyethanesulfonic acid, lactic acid, maleic acid, malic acid, malonic acid, mandelic acid, methanesulfonic acid, muconic acid, 2-
10 naphthalenesulfonic acid, propionic acid, salicylic acid, succinic acid, tartaric acid, p-toluenesulfonic acid, trimethylacetic acid, and the like; or

salts formed when an acidic proton present in the parent compound either is replaced by a metal ion, e.g., an alkali metal ion, an alkaline earth ion, or an aluminum ion; or coordinates with an organic or inorganic base. Acceptable organic bases include
15 diethanolamine, ethanolamine, N-methylglucamine, triethanolamine, tromethamine, and the like. Acceptable inorganic bases include aluminum hydroxide, calcium hydroxide, potassium hydroxide, sodium carbonate and sodium hydroxide.

The preferred pharmaceutically acceptable salts are the salts formed from acetic acid, hydrochloric acid, sulphuric acid, methanesulfonic acid, maleic acid, phosphoric acid, tartaric
20 acid, citric acid, sodium, potassium, calcium, zinc, and magnesium.

It should be understood that all references to pharmaceutically acceptable salts include solvent addition forms (solvates) or crystal forms (polymorphs) as defined herein, of the same acid addition salt.

"Protective group" or "protecting group" means the group which selectively blocks one
25 reactive site in a multifunctional compound such that a chemical reaction can be carried out selectively at another unprotected reactive site in the meaning conventionally associated with it in synthetic chemistry. Certain processes of this invention rely upon the protective groups to block reactive nitrogen and/or oxygen atoms present in the reactants. For example, the terms "amino-protecting group" and "nitrogen protecting group" are used interchangeably herein and
30 refer to those organic groups intended to protect the nitrogen atom against undesirable reactions during synthetic procedures. Exemplary nitrogen protecting groups include, but are not limited to, trifluoroacetyl, acetamido, benzyl (Bn), benzyloxycarbonyl (carbobenzyloxy, CBZ), p-methoxybenzyloxycarbonyl, p-nitrobenzyloxycarbonyl, tert-butoxycarbonyl (BOC), and the like. Skilled persons will know how to choose a group for the ease of removal and for the ability to
35 withstand the following reactions.

"Solvates" means solvent additions forms that contain either stoichiometric or non stoichiometric amounts of solvent. Some compounds have a tendency to trap a fixed molar ratio of solvent molecules in the crystalline solid state, thus forming a solvate. If the solvent is water the solvate formed is a hydrate, when the solvent is alcohol, the solvate formed is an alcoholate.

5 Hydrates are formed by the combination of one or more molecules of water with one of the substances in which the water retains its molecular state as H₂O, such combination being able to form one or more hydrate.

"Subject" means mammals and non-mammals. Mammals means any member of the mammalia class including, but not limited to, humans; non-human primates such as chimpanzees
10 and other apes and monkey species; farm animals such as cattle, horses, sheep, goats, and swine; domestic animals such as rabbits, dogs, and cats; laboratory animals including rodents, such as rats, mice, and guinea pigs; and the like. Examples of non-mammals include, but are not limited to, birds, and the like. The term "subject" does not denote a particular age or sex.

"Disease states" associated with serotonin, norepinephrine and/or dopamine
15 neurotransmission include depressive and anxiolytic disorders, as well as schizophrenia and other psychoses, dyskinesias, drug addiction, cognitive disorders, Alzheimer's disease, attention deficit disorders such as ADHD, obsessive-compulsive behaviour, panic attacks, social phobias, eating disorders such as obesity, anorexia, bulimia and "binge-eating", stress, hyperglycaemia, hyperlipidaemia, non-insulin-dependent diabetes, seizure disorders such as epilepsy, and
20 treatment of conditions associated with neurological damage resulting from stroke, brain trauma, cerebral ischaemia, head injury, haemorrhage, and disorders and disease states of the urinary tract. "Disease states" associated with serotonin, norepinephrine and/or dopamine neurotransmission also include inflammation conditions in a subject. Compounds of the invention would be useful to treat arthritis, including but not limited to, rheumatoid arthritis,
25 spondyloarthropathies, gouty arthritis, osteoarthritis, systemic lupus erythematosus and juvenile arthritis, osteoarthritis, gouty arthritis and other arthritic conditions.

"Depression" as used herein includes, but is not limited to, major depression, long-term depression, dysthymia, mental states of depressed mood characterized by feelings of sadness, despair, discouragement, "blues", melancholy, feelings of low self esteem, guilt and self
30 reproach, withdrawal from interpersonal contact, and somatic symptoms such as eating and sleep disturbances.

"Anxiety" as used herein includes, but is not limited to, unpleasant or undesirable emotional states associated with psychophysiological responses to anticipation of unreal, imagined or exaggerated danger or harm, and physical concomitants such as increased heart rate,

altered respiration rate, sweating, trembling, weakness and fatigue, feelings of impending danger, powerlessness, apprehension and tension.

"Disorders of the urinary tract" or "uropathy" used interchangeably with "symptoms of the urinary tract" means the pathologic changes in the urinary tract. Examples of urinary tract disorders include, but are not limited to, stress incontinence, urge incontinence, benign prostatic hypertrophy (BPH), prostatitis, detrusor hyperreflexia, outlet obstruction, urinary frequency, nocturia, urinary urgency, overactive bladder, pelvic hypersensitivity, urethritis, prostatodynia, cystitis, idiopathic bladder hypersensitivity, and the like.

"Disease states associated with the urinary tract" or "urinary tract disease states" or "uropathy" used interchangeably with "symptoms of the urinary tract" mean the pathologic changes in the urinary tract, or dysfunction of urinary bladder smooth muscle or its innervation causing disordered urinary storage or voiding. Symptoms of the urinary tract include, but are not limited to, overactive bladder (also known as detrusor hyperactivity), outlet obstruction, outlet insufficiency, and pelvic hypersensitivity.

"Overactive bladder" or "detrusor hyperactivity" includes, but is not limited to, the changes symptomatically manifested as urgency, frequency, altered bladder capacity, incontinence, micturition threshold, unstable bladder contractions, sphincteric spasticity, detrusor hyperreflexia (neurogenic bladder), detrusor instability, and the like.

"Outlet obstruction" includes, but is not limited to, benign prostatic hypertrophy (BPH), urethral stricture disease, tumors, low flow rates, difficulty in initiating urination, urgency, suprapubic pain, and the like.

"Outlet insufficiency" includes, but is not limited to, urethral hypermobility, intrinsic sphincteric deficiency, mixed incontinence, stress incontinence, and the like.

"Pelvic Hypersensitivity" includes, but is not limited to, pelvic pain, interstitial (cell) cystitis, prostatodynia, prostatitis, vulvadynia, urethritis, orchialgia, overactive bladder, and the like.

"Pain" means the more or less localized sensation of discomfort, distress, or agony, resulting from the stimulation of specialized nerve endings. There are many types of pain, including, but not limited to, lightning pains, phantom pains, shooting pains, acute pain, inflammatory pain, neuropathic pain, complex regional pain, neuralgia, neuropathy, and the like (Dorland's Illustrated Medical Dictionary, 28th Edition, W. B. Saunders Company, Philadelphia, PA). The goal of treatment of pain is to reduce the degree of severity of pain perceived by a treatment subject.

"Neuropathic pain" means the pain resulting from functional disturbances and /or pathological changes as well as noninflammatory lesions in the peripheral nervous system. Examples of neuropathic pain include, but are not limited to, thermal or mechanical hyperalgesia, thermal or mechanical allodynia, diabetic pain, entrapment pain, and the like.

5 "Therapeutically effective amount" means an amount of a compound that, when administered to a subject for treating a disease state, is sufficient to effect such treatment for the disease state. The "therapeutically effective amount" will vary depending on the compound, disease state being treated, the severity of the disease treated, the age and relative health of the subject, the route and form of administration, the judgment of the attending medical or veterinary
10 practitioner, and other factors.

The terms "those defined above" and "those defined herein" when referring to a variable incorporates by reference the broad definition of the variable as well as preferred, more preferred and most preferred definitions, if any.

"Treating" or "treatment" of a disease state includes:

- 15 (i) preventing the disease state, i.e. causing the clinical symptoms of the disease state not to develop in a subject that may be exposed to or predisposed to the disease state, but does not yet experience or display symptoms of the disease state.
- (ii) inhibiting the disease state, i.e., arresting the development of the disease state or its clinical symptoms, or
- 20 (iii) relieving the disease state, i.e., causing temporary or permanent regression of the disease state or its clinical symptoms.

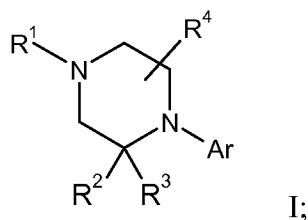
The terms "treating", "contacting" and "reacting" when referring to a chemical reaction means adding or mixing two or more reagents under appropriate conditions to produce the indicated and/or the desired product. It should be appreciated that the reaction which produces
25 the indicated and/or the desired product may not necessarily result directly from the combination of two reagents which were initially added, i.e., there may be one or more intermediates which are produced in the mixture which ultimately leads to the formation of the indicated and/or the desired product.

In general, the nomenclature used in this Application is based on AUTONOMTM V.4.0, a
30 Beilstein Institute computerized system for the generation of IUPAC systematic nomenclature. Chemical structures shown herein were prepared using ISIS[®] version 2.2. Any open valency appearing on a carbon, oxygen or nitrogen atom in the structures herein indicates the presence of a hydrogen atom.

Whenever a chiral carbon is present in a chemical structure, it is intended that all stereoisomers associated with that chiral carbon are encompassed by the structure.

All patents and publications identified herein are incorporated herein by reference in their entirety.

5 The invention provides compounds of formula I:



or a pharmaceutically acceptable salt thereof,

wherein:

10 m is from 1 to 3;

n is from 0 to 2;

Ar is:

- 15 optionally substituted indolyl;
 optionally substituted indazolyl;
 optionally substituted azaindolyl;
 optionally substituted azaindazolyl;
 optionally substituted 2,3-dihydro-indolyl;
 optionally substituted benzothiophenyl;
 20 optionally substituted benzimidazolyl;
 optionally substituted benzoxazolyl;
 optionally substituted benzothiazolyl;
 optionally substituted quinolinyl;
 optionally substituted isoquinolinyl;
 25 optionally substituted naphthalenyl; or
 optionally substituted phenyl;

one of X, Y and Z is N and the others are CR^a, or X, Y and Z are CR^a wherein each R^a is independently hydrogen or R⁷;

30

R¹ is: hydrogen; C₁-C₆-alkyl; or an amine protecting group;

R² is: C₃-C₆-alkyl;
C₁-C₆-alkoxy-C₁-C₃-alkyl;
hydroxy-C₁-C₆-alkyl;
5 C₃-C₆-cycloalkyl;
C₃-C₆-cycloalkyl-C₁-C₃-alkyl;
C₃-C₆-cycloalkyloxy-C₁-C₃-alkyl;
C₃-C₆-cycloalkyl-C₁-C₃-alkoxy-C₁-C₃-alkyl;
aryl;
10 heteroaryl;
aryloxy-C₁-C₃-alkyl;
heteroaryloxy-C₁-C₃-alkyl;
heterocyclyl; or
heterocyclyl-C₁-C₃-alkyl;

15

R³ is: hydrogen; or C₁-C₆-alkyl;

or R² and R³ together with the atom to which they are attached may form a
C₃-C₆-cycloalkyl;

20

R⁴ is: hydrogen; or C₁-C₆-alkyl;

or R² and R⁴ together with the atoms to which they are attached may form a five or six-
membered heterocyclic ring.

25

In certain embodiments of formula I, R¹ is hydrogen.

In certain embodiments of formula I, R¹ is methyl.

In certain embodiments of formula I, R² and R³ together with the atom to which they are
30 attached form a C₃-C₆-cycloalkyl ring.

In certain embodiments of formula I, R² and R³ together with the atom to which they are
attached form a cyclobutyl ring.

In certain embodiments of formula I, R² and R³ together with the atom to which they are
attached form a cyclohexyl ring.

In certain embodiments of formula I, R^2 and R^4 together with the atom to which they are attached form a five or six-membered heterocyclic ring.

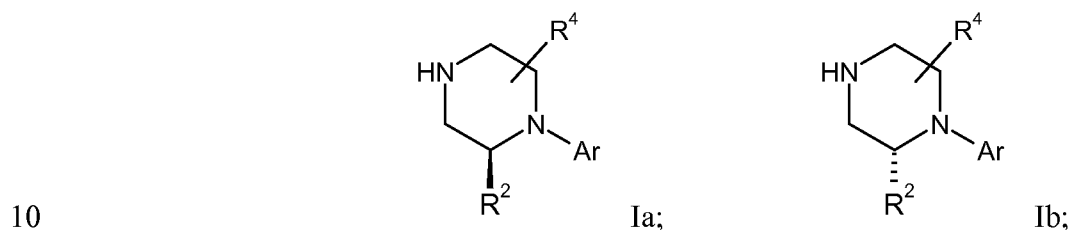
In certain embodiments of formula I, R^2 and R^4 together with the atom to which they are attached form a five-membered heterocyclic ring.

5 In certain embodiments of formula I, R^3 is hydrogen.

In certain embodiments of formula I, R^3 is C_1 - C_6 -alkyl.

In certain embodiments of formula I, R^2 and R^3 are C_3 - C_6 -alkyl.

In certain embodiments the compounds of formula I may be more specifically of formula Ia or formula Ib:



wherein Ar, R^2 and R^4 are as defined herein.

In certain embodiments of formula I, Ia or Ib, Ar is: indolyl; indazolyl; azaindolyl; 2,3-dihydro-indolyl; benzothiophenyl; quinolinyl; isoquinolinyl; naphthalenyl; or phenyl, each optionally substituted.

15 In certain embodiments of formula I, Ia or Ib, Ar is: indolyl; indazolyl; azaindolyl; azaindazolyl; 2,3-dihydro-indolyl; benzothiophenyl; quinolinyl; or isoquinolinyl.

In certain embodiments of formula I, Ia or Ib, Ar is: optionally substituted naphthalenyl; or optionally substituted phenyl.

20 In certain embodiments of formula I, Ia or Ib, Ar is: indolyl; indazolyl; azaindolyl; azaindazolyl; or 2,3-dihydro-indolyl, each optionally substituted.

In certain embodiments of formula I, Ia or Ib, Ar is optionally substituted indolyl.

In certain embodiments of formula I, Ia or Ib, Ar is optionally substituted indazolyl.

In certain embodiments of formula I, Ia or Ib, Ar is optionally substituted azaindolyl.

In certain embodiments of formula I, Ia or Ib, Ar is optionally substituted benzothiophenyl.

In certain embodiments of formula I, Ia or Ib, Ar is optionally substituted benzimidazolyl.

In certain embodiments of formula I, Ia or Ib, Ar is optionally substituted benzoxazolyl.

In certain embodiments of formula I, Ia or Ib, Ar is optionally substituted benzothiazolyl.

In certain embodiments of formula I, Ia or Ib, Ar is optionally substituted quinolinyl.

5 In certain embodiments of formula I, Ia or Ib, Ar is optionally substituted isoquinolinyl.

In certain embodiments of formula I, Ia or Ib, Ar is optionally substituted naphthalenyl.

In certain embodiments of formula I, Ia or Ib, Ar is optionally substituted 2,3-dihydro-indolyl.

In certain embodiments of formula I, Ia or Ib, Ar is optionally substituted azaindolyl.

10 In certain embodiments of formula I, Ia or Ib, Ar is optionally substituted phenyl.

In certain embodiments of formula I, Ia or Ib, Ar is indol-4-yl, indol-5-yl or indol-6-yl, each optionally substituted.

In certain embodiments of formula I, Ia or Ib, Ar is indol-5-yl or indol-6-yl, each optionally substituted.

15 In certain embodiments of formula I, Ia or Ib, Ar is optionally substituted indol-5-yl.

In certain embodiments of formula I, Ia or Ib, Ar is optionally substituted indazol-5-yl.

In certain embodiments of formula I, Ia or Ib, Ar is optionally substituted benzothiophen-5-yl.

In certain embodiments of formula I, Ia or Ib, Ar is optionally substituted naphthalen-2-yl.

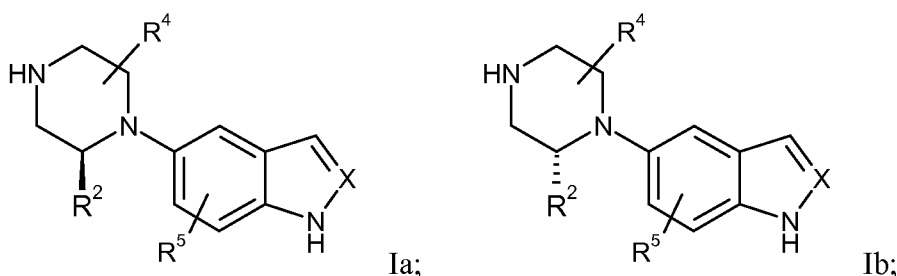
20 In certain embodiments of formula I, Ia or Ib, Ar is optionally substituted quinolin-6-yl.

In certain embodiments of formula I, Ia or Ib, Ar is optionally substituted isoquinolin-6-yl.

In certain embodiments of formula I, Ia or Ib, Ar is optionally substituted pyrrolo[2,3-b]pyridin-5-yl.

25 In certain embodiments of formula I, Ia or Ib, Ar is phenyl optionally substituted once or twice with halo, C₁-C₆-alkoxy or cyano.

In certain embodiments the compounds of formula I may be more specifically of formula IIa or formula IIb:



wherein X is N or CH, R^5 is hydrogen, halo, C₁-C₆-alkyl or C₁-C₆-alkoxy, and wherein R² and R⁴ are as defined herein.

In certain embodiments of formula I, Ia, Ib, IIa or IIb, R⁴ is hydrogen.

10 In certain embodiments of formula I, Ia, Ib, IIa or IIb, R² is: C₃-C₆-alkyl; C₁-C₆-alkoxy-C₁-C₃-alkyl; hydroxy-C₁-C₆-alkyl; C₃-C₆-cycloalkyl; C₃-C₆-cycloalkyl-C₁-C₃-alkyl; C₃-C₆-cycloalkyloxy-C₁-C₃-alkyl; C₃-C₆-cycloalkyl-C₁-C₃-alkoxy-C₁-C₃-alkyl; aryl; heteroaryl; or heterocyclyl-C₁-C₃-alkyl.

15 In certain embodiments of formula I, Ia, Ib, IIa or IIb, R² is: C₃-C₆-alkyl; C₁-C₆-alkoxy-C₁-C₃-alkyl; hydroxy-C₁-C₆-alkyl; C₃-C₆-cycloalkyl; C₃-C₆-cycloalkyl-C₁-C₃-alkyl; C₃-C₆-cycloalkyloxy-C₁-C₃-alkyl; C₃-C₆-cycloalkyl-C₁-C₃-alkoxy-C₁-C₃-alkyl; or heterocyclyl-C₁-C₃-alkyl.

In certain embodiments of formula I, Ia, Ib, IIa or IIb, R² is: C₃-C₆-alkyl; C₁-C₆-alkoxy-C₁-C₃-alkyl; hydroxy-C₁-C₆-alkyl; C₃-C₆-cycloalkyl-C₁-C₃-alkyl; C₃-C₆-cycloalkyloxy-C₁-C₃-alkyl; C₃-C₆-cycloalkyl-C₁-C₃-alkoxy-C₁-C₃-alkyl; or heterocyclyl-C₁-C₃-alkyl.

20 In certain embodiments of formula I, Ia, Ib, IIa or IIb, R² is: C₃-C₆-alkyl; C₁-C₆-alkoxy-C₁-C₃-alkyl; hydroxy-C₁-C₆-alkyl; C₃-C₆-cycloalkyl-C₁-C₃-alkyl; C₃-C₆-cycloalkyloxy-C₁-C₃-alkyl; or C₃-C₆-cycloalkyl-C₁-C₃-alkoxy-C₁-C₃-alkyl.

In certain embodiments of formula I, Ia, Ib, IIa or IIb, R² is: C₃-C₆-alkyl or C₃-C₆-cycloalkyl-C₁-C₃-alkyl.

25 In certain embodiments of formula I, Ia, Ib, IIa or IIb, R² is C₃-C₆-alkyl.

In certain embodiments of formula I, Ia, Ib, IIa or IIb, R² is C₃-C₆-alkyl selected from: n-propyl, isopropyl, n-butyl, isobutyl, tert-butyl, 2,2-dimethyl-propyl and 3,3-dimethyl-butyl.

In certain embodiments of formula I, Ia, Ib, IIa or IIb, R² is C₁-C₆-alkoxy-C₁-C₃-alkyl.

In certain embodiments of formula I, Ia, Ib, IIa or IIb, R² is C₁-C₆-alkoxy-C₁-C₃-alkyl
5 selected from: methoxy-methyl, ethoxy-methyl, isopropoxy-methyl, 2-methoxy-ethyl, 2-ethoxy-ethyl, 2-isopropoxy-ethyl, 3-methoxy-propyl and 3-ethoxy-propyl.

In certain embodiments of formula I, Ia, Ib, IIa or IIb, R² is hydroxy-C₁-C₆-alkyl.

In certain embodiments of formula I, Ia, Ib, IIa or IIb, R² is hydroxy-C₁-C₆-alkyl selected from: hydroxy-methyl and 2-hydroxy-ethyl.

10 In certain embodiments of formula I, Ia, Ib, IIa or IIb, R² is C₃-C₆-cycloalkyl.

In certain embodiments of formula I, Ia, Ib, IIa or IIb, R² is C₃-C₆-cycloalkyl selected from: cyclopropyl, cyclobutyl, cyclopentyl and cyclohexyl.

In certain embodiments of formula I, Ia, Ib, IIa or IIb, R² is cyclohexyl.

In certain embodiments of formula I, Ia, Ib, IIa or IIb, R² is C₃-C₆-cycloalkyl-C₁-C₃-alkyl.

15 In certain embodiments of formula I, Ia, Ib, IIa or IIb, R² is C₃-C₆-cycloalkyl-C₁-C₃-alkyl selected from: cyclopropyl-methyl, cyclobutyl-methyl, cyclopentyl-methyl, cyclohexyl-methyl, 2-cyclopropyl-ethyl, 2-cyclobutyl-ethyl, 2-cyclopentyl-ethyl, and 2-cyclohexyl-ethyl.

In certain embodiments of formula I, Ia, Ib, IIa or IIb, R² is C₃-C₆-cycloalkyl-C₁-C₃-alkyl selected from: cyclopropyl-methyl, cyclohexyl-methyl and 2-cyclopropyl-ethyl.

20 In certain embodiments of formula I, Ia, Ib, IIa or IIb, R² is C₃-C₆-cycloalkyloxy-C₁-C₃-alkyl.

In certain embodiments of formula I, Ia, Ib, IIa or IIb, R² is C₃-C₆-cycloalkyloxy-C₁-C₃-alkyl selected from: cyclopropyloxy-methyl, cyclobutyloxy-methyl, cyclopentyloxy-methyl, cyclohexyloxy-methyl, 2-cyclopropyloxy-ethyl, 2-cyclobutyloxy-ethyl, 2-cyclopentyloxy-ethyl,
25 and 2-cyclohexyloxy-ethyl.

In certain embodiments of formula I, Ia, Ib, IIa or IIb, R² is C₃-C₆-cycloalkyl-C₁-C₃-alkoxy-C₁-C₃-alkyl.

In certain embodiments of formula I, Ia, Ib, IIa or IIb, R² is C₃-C₆-cycloalkyl-C₁-C₃-alkoxy-C₁-C₃-alkyl selected from: cyclopropyl-methyloxy-methyl, cyclobutyl-methyloxy-methyl,

cyclopentyl-methoxy-methyl, cyclohexyl-methoxy-methyl, 2-(cyclopropyl-methoxy)-ethyl, 2-(cyclobutyl-methoxy)-ethyl, 2-(cyclopentyl-methoxy)-ethyl, and 2-(cyclohexyl-methoxy)-ethyl.

5 In certain embodiments of formula I, Ia, Ib, IIa or IIb, R² is aryl, preferably optionally substituted phenyl.

In certain embodiments of formula I, Ia, Ib, IIa or IIb, R² is heteroaryl, preferably optionally substituted pyridinyl.

In certain embodiments of formula I, Ia, Ib, IIa or IIb, R² is aryloxy-C₁-C₃-alkyl, preferably phoxymethyl wherein the phenyl portion is optionally substituted.

10 In certain embodiments of formula I, Ia, Ib, IIa or IIb, R² is heteroaryloxy-C₁-C₃-alkyl, preferably pyridinyloxy-methyl wherein the pyridinyl portion is optionally substituted.

In certain embodiments of formula I, Ia, Ib, IIa or IIb, R² is heterocyclyl.

In certain embodiments of formula I, Ia, Ib, IIa or IIb, R² is heterocyclyl selected from tetrahydropyranyl, tetrahydrofuranyl and piperidinyl.

15 In certain embodiments of formula I, Ia, Ib, IIa or IIb, R² is heterocyclyl-C₁-C₃-alkyl.

In certain embodiments of formula I, Ia, Ib, IIa or IIb, R² is heterocyclyl-C₁-C₃-alkyl selected from tetrahydropyranyl-methyl, tetrahydrofuranyl-methyl, or piperidinyl-methyl.

In certain embodiments of formula I, Ia, Ib, IIa or IIb, R² is tetrahydropyran-4-yl-methyl.

In certain embodiments of formula IIa or IIb, X is N.

20 In certain embodiments of formula IIa or IIb, X is CH.

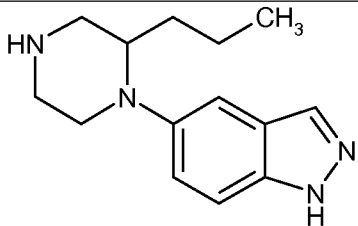
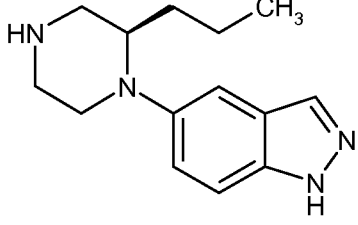
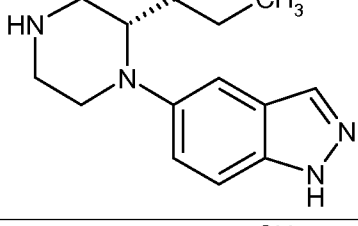
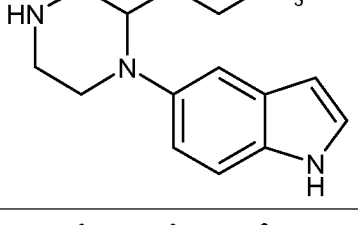
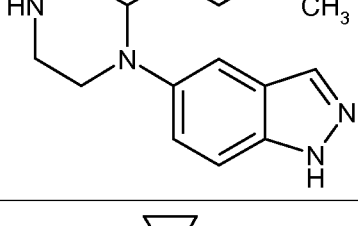
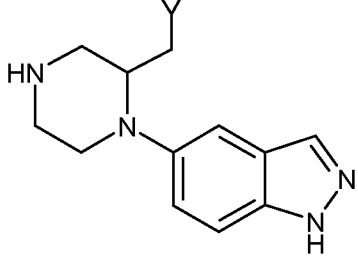
In certain embodiments of formula IIa or IIb, R⁵ is hydrogen.

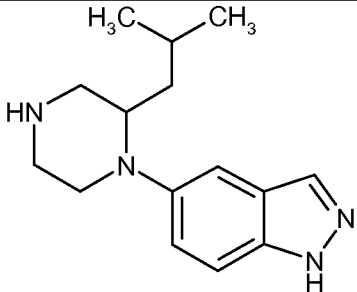
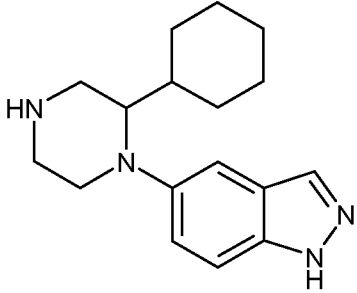
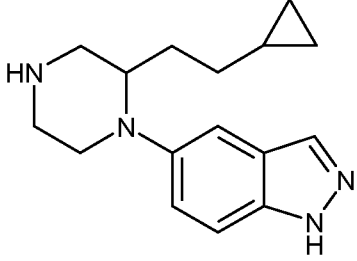
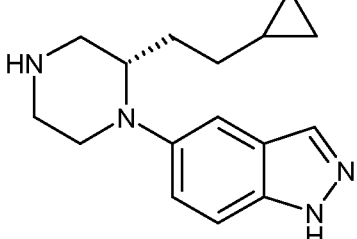
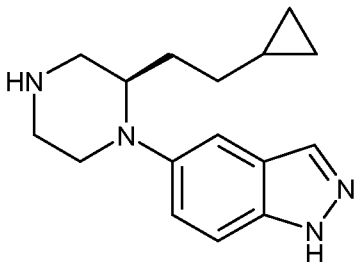
In certain embodiments of formula IIa or IIb, R⁵ is halo.

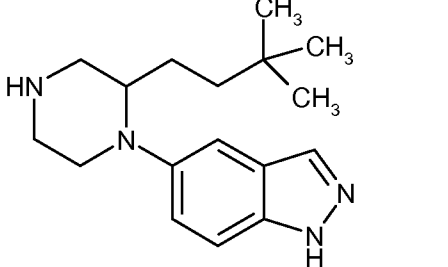
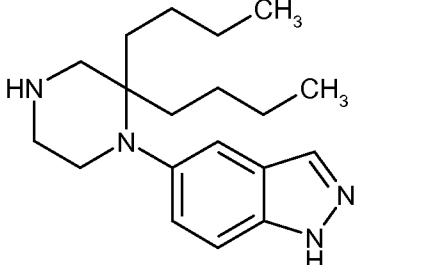
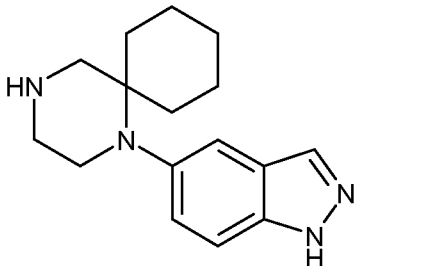
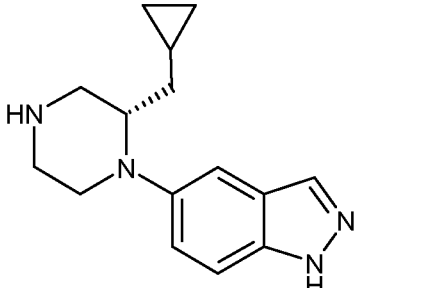
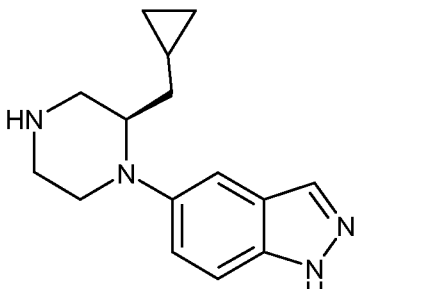
Where any of R¹, R², R³, R⁴ or R⁵ herein are alkyl or contain an alkyl moiety, such alkyl is preferably lower alkyl, i.e. C₁-C₆-alkyl, and more preferably C₁-C₄-alkyl.

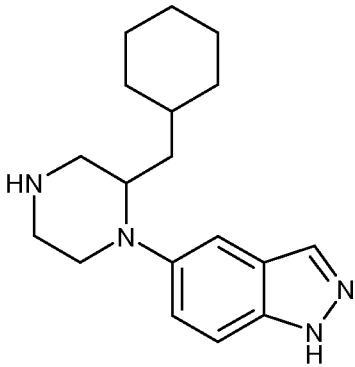
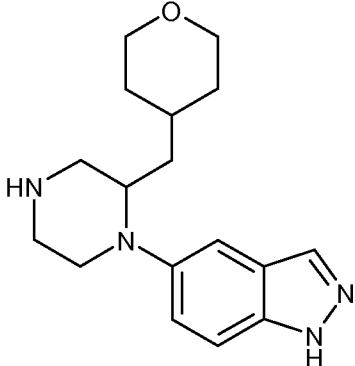
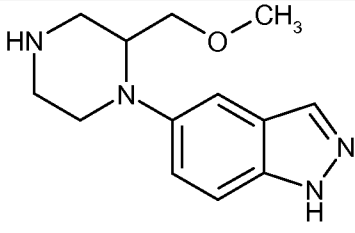
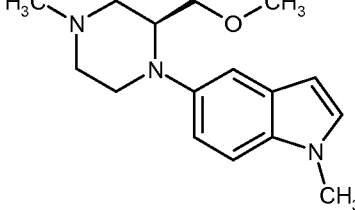
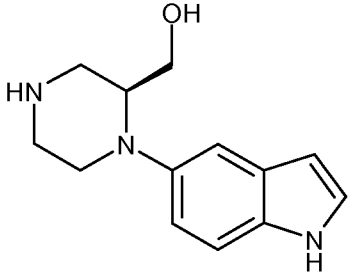
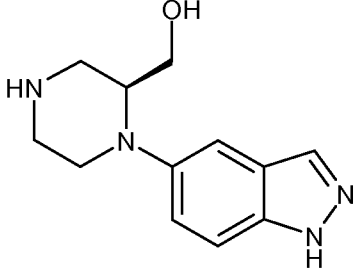
25 Representative compounds in accordance with the methods of the invention are shown in Table 1.

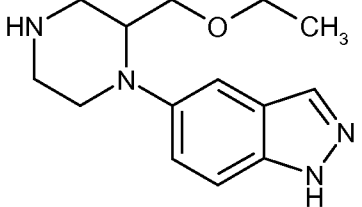
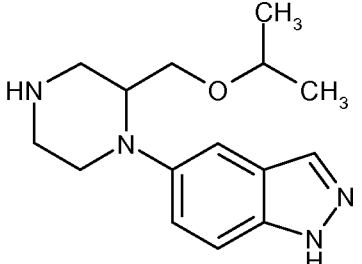
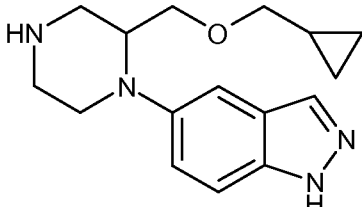
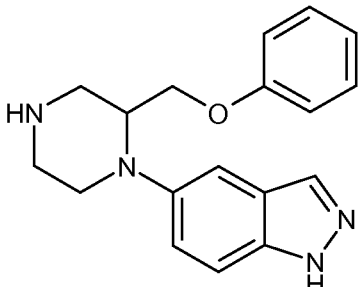
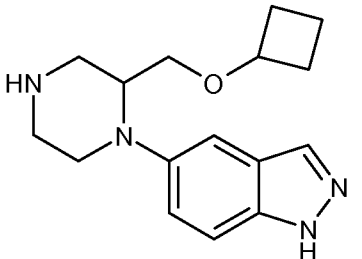
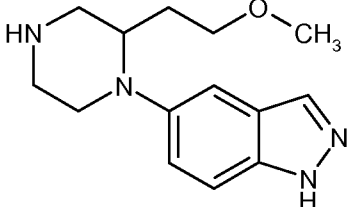
Table 1

#	Structure	Name	MS M+H
1		5-(2-Propyl-piperazin-1-yl)-1 <i>H</i> -indazole	245
2		5-((<i>R</i>)-2-Propyl-piperazin-1-yl)-1 <i>H</i> -indazole	245
3		5-((<i>S</i>)-2-Propyl-piperazin-1-yl)-1 <i>H</i> -indazole	245
4		5-(2-Propyl-piperazin-1-yl)-1 <i>H</i> -indole	244
5		5-(2-Butyl-piperazin-1-yl)-1 <i>H</i> -indazole	259
6		5-(2-Cyclopropylmethyl-piperazin-1-yl)-1 <i>H</i> -indazole	257

#	Structure	Name	MS M+H
7		5-(2-Isobutyl-piperazin-1-yl)-1H-indazole	259
8		5-(2-Cyclohexyl-piperazin-1-yl)-1H-indazole	285
9		5-[2-(2-Cyclopropyl-ethyl)-piperazin-1-yl]-1H-indazole	271
10		5-(5,8-Diaza-spiro[3.5]non-5-yl)-1H-indazole	243
11		5-[(S)-2-(2-Cyclopropyl-ethyl)-piperazin-1-yl]-1H-indazole	271
12		5-[(R)-2-(2-Cyclopropyl-ethyl)-piperazin-1-yl]-1H-indazole	271

#	Structure	Name	MS M+H
13		5-[2-(3,3-Dimethyl-butyl)-piperazin-1-yl]-1 <i>H</i> -indazole	287
14		5-(2,2-Dibutyl-piperazin-1-yl)-1 <i>H</i> -indazole	315
15		1-(1 <i>H</i> -Indazol-5-yl)-1,4-diazaspiro[5.5]undecane	271
16		5-((<i>S</i>)-2-Cyclopropylmethyl-piperazin-1-yl)-1 <i>H</i> -indazole	257
17		5-((<i>R</i>)-2-Cyclopropylmethyl-piperazin-1-yl)-1 <i>H</i> -indazole	257

#	Structure	Name	MS M+H
18		5-(2-Cyclohexylmethyl-piperazin-1-yl)-1 <i>H</i> -indazole	299
19		5-[2-(Tetrahydro-pyran-4-ylmethyl)-piperazin-1-yl]-1 <i>H</i> -indazole	301
20		5-(2-Methoxymethyl-piperazin-1-yl)-1 <i>H</i> -indazole	247
21		5-((<i>S</i>)-2-Methoxymethyl-4-methyl-piperazin-1-yl)-1-methyl-1 <i>H</i> -indole	274
22		[(<i>S</i>)-1-(1 <i>H</i> -Indol-5-yl)-piperazin-2-yl]-methanol	232
23		[(<i>S</i>)-1-(1 <i>H</i> -Indazol-5-yl)-piperazin-2-yl]-methanol	233

#	Structure	Name	MS M+H
24		5-(2-Ethoxymethyl-piperazin-1-yl)-1 <i>H</i> -indazole	261
25		5-(2-Isopropoxymethyl-piperazin-1-yl)-1 <i>H</i> -indazole	275
26		5-(2-Cyclopropylmethoxymethyl-piperazin-1-yl)-1 <i>H</i> -indazole	287
27		5-(2-Phenoxyethyl-piperazin-1-yl)-1 <i>H</i> -indazole	309
28		5-(2-Cyclobutoxymethyl-piperazin-1-yl)-1 <i>H</i> -indazole	287
29		5-[2-(2-Methoxy-ethyl)-piperazin-1-yl]-1 <i>H</i> -indazole	261

#	Structure	Name	MS M+H
30		1-Benzo[b]thiophen-5-yl-2-(3,3-dimethyl-butyl)-piperazine	303
31		(1R,5S)-5-(3,8-Diaza-bicyclo[3.2.1]oct-8-yl)-1H-indole	228
32		5-(2-Phenyl-piperazin-1-yl)-1H-indazole	279
33		5-[2-(4-Chloro-phenyl)-piperazin-1-yl]-1H-indazole	313
34		5-(2-Pyridin-3-yl-piperazin-1-yl)-1H-indazole	280

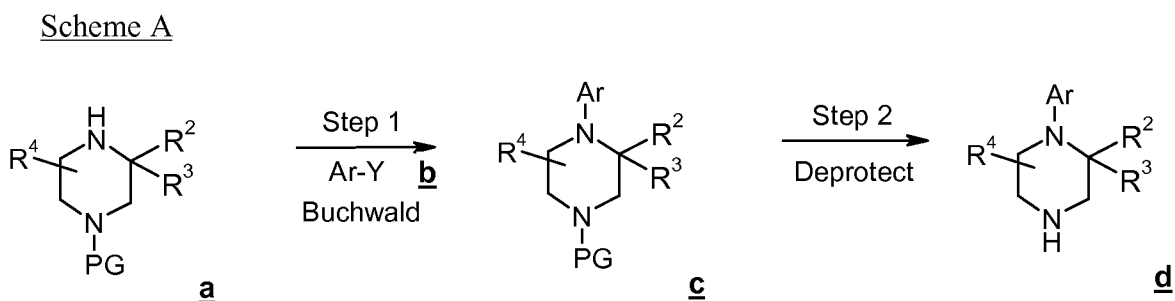
Compounds of the present invention can be made by a variety of methods depicted in the
 5 illustrative synthetic reaction schemes shown and described below.

The starting materials and reagents used in preparing these compounds generally are either
 available from commercial suppliers, such as Aldrich Chemical Co., or are prepared by methods
 known to those skilled in the art following procedures set forth in references such as Fieser and
 Fieser's Reagents for Organic Synthesis; Wiley & Sons: New York, 1991, Volumes 1-15; Rodd's
 10 Chemistry of Carbon Compounds, Elsevier Science Publishers, 1989, Volumes 1-5 and
 Supplementals; and Organic Reactions, Wiley & Sons: New York, 1991, Volumes 1-40. The
 following synthetic reaction schemes are merely illustrative of some methods by which the
 compounds of the present invention can be synthesized, and various modifications to these
 synthetic reaction schemes can be made and will be suggested to one skilled in the art having
 15 referred to the disclosure contained in this Application.

The starting materials and the intermediates of the synthetic reaction schemes can be
 isolated and purified if desired using conventional techniques, including but not limited to,
 filtration, distillation, crystallization, chromatography, and the like. Such materials can be
 characterized using conventional means, including physical constants and spectral data.

20 Unless specified to the contrary, the reactions described herein preferably are conducted
 under an inert atmosphere at atmospheric pressure at a reaction temperature range of from about
 -78°C to about 150°C, more preferably from about 0°C to about 125°C, and most preferably and
 conveniently at about room (or ambient) temperature, e.g., about 20°C.

Scheme A below illustrates one synthetic procedure usable to prepare compounds of the
 25 invention, wherein PG is a protecting group, Y is halo, preferably bromo, or other leaving group,
 and Ar, R¹, R², and R³ are as defined herein.



In Scheme A, substituted piperazine compound a is subject to Buchwald reaction with aryl halide compound b using a palladium catalyst such as PdCl₂[(o-Tol)₃P]₂ or Pd(OAc)₂ together with trialkyl phosphine or triaryl phosphine, to provide aryl piperazine compound c. Compound b may comprise, for example, a bromoindole, bromoindazole, bromobenzothiophene, bromoquinoline, bromoisoquinoline, bromonaphthalene, bromophenyl, or the like.

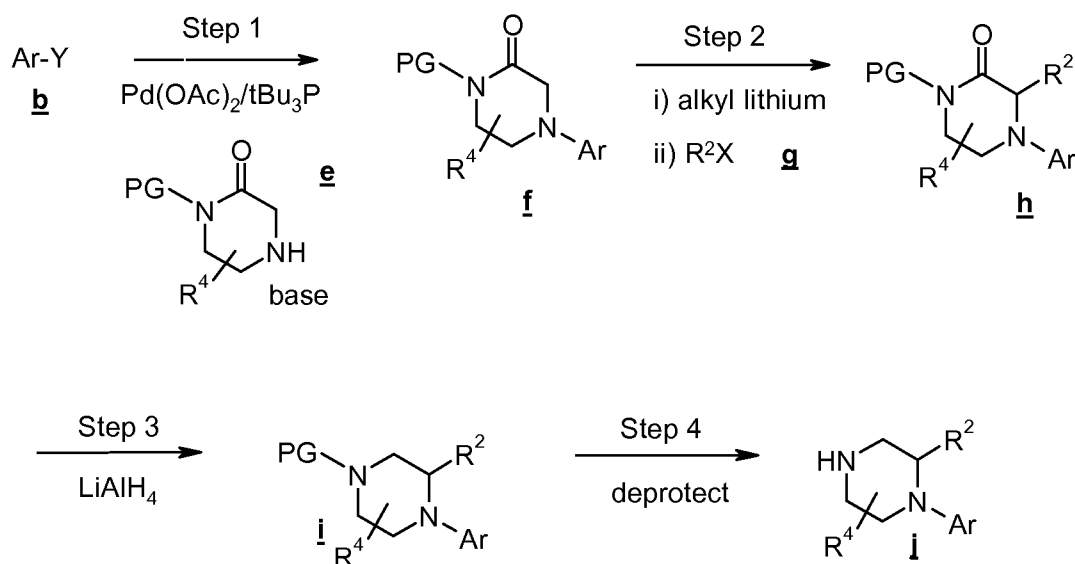
In step 2, aryl piperazine compound c may be deprotected to afford compound d. Compounds c and d are compounds of formula I in accordance with the invention.

In certain embodiments an additional step (not shown) may be carried out to alkylate the free secondary amine of piperazine compound d to provide compounds of formula I wherein R¹ is alkyl.

Numerous variations on the procedures of Scheme A are possible and will be readily apparent to those skilled in the art.

Scheme B relates another synthetic route to the compounds of the invention, wherein PG, Ar, Y, R¹, R² and R⁴ are as defined herein.

15 Scheme B



In step 1 of Scheme B, aryl halide b is treated with palladium diacetate or like catalyst together with a trialkyl phosphine, followed by protected piperazinone compound e, optionally in the presence of base, to afford aryl piperazinone compound f. In step 2 the aryl piperazinone f is treated with alkyl lithium such as sec-butyl lithium, followed by alkylating agent g, to yield substituted aryl piperazinone compound h. Alkylating agent g may comprise, for example, a C₃-

C₆-alkyl halide, a C₃- C₆-cycloalkyl-C₁- C₃-alkyl halide, or the like. Compound h then undergoes reduction in step 3 using LiAlH₄ or like reducing agent to provide aryl piperazine compound i. Compound i is then deprotected in step 4 to afford compound j, which is a compound of formula I in accordance with the invention.

5 Many variations of Scheme B are possible. In one such the alkylation of piperazinone compound in step 2 is carried out prior to the reaction with aryl halide as shown in step 1. In some embodiments a second alkylation may be carried out to introduce an R³ onto the piperazinyl ring.

10 Specific details for producing compounds of the invention are described in the Examples section below.

The compounds of the invention are usable for the treatment of diseases or conditions associated with serotonin neurotransmission, norepinephrine neurotransmission and/or dopamine neurotransmission. Such diseases and conditions include depressive and anxiolytic disorders, as well as schizophrenia and other psychoses, dyskinesias, drug addiction, cognitive disorders,
15 Alzheimer's disease, attention deficit disorders such as ADHD, obsessive-compulsive behaviour, panic attacks, social phobias, eating disorders such as obesity, anorexia, bulimia and "binge-eating", stress, hyperglycaemia, hyperlipidaemia, non-insulin-dependent diabetes, seizure disorders such as epilepsy, and treatment of conditions associated with neurological damage resulting from stroke, brain trauma, cerebral ischaemia, head injury, and haemorrhage.

20 The compounds of the invention are also usable for treatment of disorders and disease states of the urinary tract such as stress incontinence, urge incontinence, benign prostatic hypertrophy (BPH), prostatitis, detrusor hyperreflexia, outlet obstruction, urinary frequency, nocturia, urinary urgency, overactive bladder, pelvic hypersensitivity, urethritis, prostatodynia, cystitis, idiopathic bladder hypersensitivity.

25 The compounds of the invention also possess anti-inflammatory and/or analgesic properties in vivo, and accordingly, are expected to find utility in the treatment of disease states associated with pain conditions from a wide variety of causes, including, but not limited to, neuropathic pain, inflammatory pain, surgical pain, visceral pain, dental pain, premenstrual pain, central pain, pain due to burns, migraine or cluster headaches, nerve injury, neuritis, neuralgias,
30 poisoning, ischemic injury, interstitial cystitis, cancer pain, viral, parasitic or bacterial infection, post-traumatic injuries (including fractures and sports injuries), and pain associated with functional bowel disorders such as irritable bowel syndrome.

Compounds of the invention are also useful for treatment of arthritis, including but not limited to, rheumatoid arthritis, spondyloarthropathies, gouty arthritis, osteoarthritis, systemic

lupus erythematosus and juvenile arthritis, osteoarthritis, gouty arthritis and other arthritic conditions.

The invention includes pharmaceutical compositions comprising at least one compound of the present invention, or an individual isomer, racemic or non-racemic mixture of isomers or a
5 pharmaceutically acceptable salt or solvate thereof, together with at least one pharmaceutically acceptable carrier, and optionally other therapeutic and/or prophylactic ingredients.

In general, the compounds of the invention will be administered in a therapeutically effective amount by any of the accepted modes of administration for agents that serve similar utilities. Suitable dosage ranges are typically 1-500 mg daily, preferably 1-100 mg daily, and
10 most preferably 1-30 mg daily, depending upon numerous factors such as the severity of the disease to be treated, the age and relative health of the subject, the potency of the compound used, the route and form of administration, the indication towards which the administration is directed, and the preferences and experience of the medical practitioner involved. One of ordinary skill in the art of treating such diseases will be able, without undue experimentation and in reliance upon
15 personal knowledge and the disclosure of this Application, to ascertain a therapeutically effective amount of the compounds of the present invention for a given disease.

Compounds of the invention may be administered as pharmaceutical formulations including those suitable for oral (including buccal and sub-lingual), rectal, nasal, topical, pulmonary, vaginal, or parenteral (including intramuscular, intraarterial, intrathecal,
20 subcutaneous and intravenous) administration or in a form suitable for administration by inhalation or insufflation. The preferred manner of administration is generally oral using a convenient daily dosage regimen which can be adjusted according to the degree of affliction.

A compound or compounds of the invention, together with one or more conventional adjuvants, carriers, or diluents, may be placed into the form of pharmaceutical compositions and
25 unit dosages. The pharmaceutical compositions and unit dosage forms may be comprised of conventional ingredients in conventional proportions, with or without additional active compounds or principles, and the unit dosage forms may contain any suitable effective amount of the active ingredient commensurate with the intended daily dosage range to be employed. The pharmaceutical compositions may be employed as solids, such as tablets or filled capsules,
30 semisolids, powders, sustained release formulations, or liquids such as solutions, suspensions, emulsions, elixirs, or filled capsules for oral use; or in the form of suppositories for rectal or vaginal administration; or in the form of sterile injectable solutions for parenteral use. Formulations containing about one (1) milligram of active ingredient or, more broadly, about 0.01 to about one hundred (100) milligrams, per tablet, are accordingly suitable representative
35 unit dosage forms.

The compounds of the invention may be formulated in a wide variety of oral administration dosage forms. The pharmaceutical compositions and dosage forms may comprise a compound or compounds of the present invention or pharmaceutically acceptable salts thereof as the active component. The pharmaceutically acceptable carriers may be either solid or liquid.

5 Solid form preparations include powders, tablets, pills, capsules, cachets, suppositories, and dispersible granules. A solid carrier may be one or more substances which may also act as diluents, flavouring agents, solubilizers, lubricants, suspending agents, binders, preservatives, tablet disintegrating agents, or an encapsulating material. In powders, the carrier generally is a finely divided solid which is a mixture with the finely divided active component. In tablets, the

10 active component generally is mixed with the carrier having the necessary binding capacity in suitable proportions and compacted in the shape and size desired. The powders and tablets preferably contain from about one (1) to about seventy (70) percent of the active compound. Suitable carriers include but are not limited to magnesium carbonate, magnesium stearate, talc, sugar, lactose, pectin, dextrin, starch, gelatine, tragacanth, methylcellulose, sodium

15 carboxymethylcellulose, a low melting wax, cocoa butter, and the like. The term "preparation" is intended to include the formulation of the active compound with encapsulating material as carrier, providing a capsule in which the active component, with or without carriers, is surrounded by a carrier, which is in association with it. Similarly, cachets and lozenges are included. Tablets, powders, capsules, pills, cachets, and lozenges may be as solid forms suitable

20 for oral administration.

Other forms suitable for oral administration include liquid form preparations including emulsions, syrups, elixirs, aqueous solutions, aqueous suspensions, or solid form preparations which are intended to be converted shortly before use to liquid form preparations. Emulsions may be prepared in solutions, for example, in aqueous propylene glycol solutions or may contain

25 emulsifying agents, for example, such as lecithin, sorbitan monooleate, or acacia. Aqueous solutions can be prepared by dissolving the active component in water and adding suitable colorants, flavors, stabilizers, and thickening agents. Aqueous suspensions can be prepared by dispersing the finely divided active component in water with viscous material, such as natural or synthetic gums, resins, methylcellulose, sodium carboxymethylcellulose, and other well known

30 suspending agents. Solid form preparations include solutions, suspensions, and emulsions, and may contain, in addition to the active component, colorants, flavors, stabilizers, buffers, artificial and natural sweeteners, dispersants, thickeners, solubilizing agents, and the like.

The compounds of the invention may be formulated for parenteral administration (e.g., by injection, for example bolus injection or continuous infusion) and may be presented in unit dose

35 form in ampoules, pre-filled syringes, small volume infusion or in multi-dose containers with an added preservative. The compositions may take such forms as suspensions, solutions, or emulsions in oily or aqueous vehicles, for example solutions in aqueous polyethylene glycol.

Examples of oily or nonaqueous carriers, diluents, solvents or vehicles include propylene glycol, polyethylene glycol, vegetable oils (e.g., olive oil), and injectable organic esters (e.g., ethyl oleate), and may contain formulatory agents such as preserving, wetting, emulsifying or suspending, stabilizing and/or dispersing agents. Alternatively, the active ingredient may be in powder form, obtained by aseptic isolation of sterile solid or by lyophilization from solution for constitution before use with a suitable vehicle, e.g., sterile, pyrogen-free water.

The compounds of the invention may be formulated for topical administration to the epidermis as ointments, creams or lotions, or as a transdermal patch. Ointments and creams may, for example, be formulated with an aqueous or oily base with the addition of suitable thickening and/or gelling agents. Lotions may be formulated with an aqueous or oily base and will in general also contain one or more emulsifying agents, stabilizing agents, dispersing agents, suspending agents, thickening agents, or coloring agents. Formulations suitable for topical administration in the mouth include lozenges comprising active agents in a flavored base, usually sucrose and acacia or tragacanth; pastilles comprising the active ingredient in an inert base such as gelatine and glycerine or sucrose and acacia; and mouthwashes comprising the active ingredient in a suitable liquid carrier.

The compounds of the invention may be formulated for administration as suppositories. A low melting wax, such as a mixture of fatty acid glycerides or cocoa butter is first melted and the active component is dispersed homogeneously, for example, by stirring. The molten homogeneous mixture is then poured into convenient sized molds, allowed to cool, and to solidify.

The compounds of the invention may be formulated for vaginal administration. Pessaries, tampons, creams, gels, pastes, foams or sprays containing in addition to the active ingredient such carriers as are known in the art to be appropriate.

The subject compounds may be formulated for nasal administration. The solutions or suspensions are applied directly to the nasal cavity by conventional means, for example, with a dropper, pipette or spray. The formulations may be provided in a single or multidose form. In the latter case of a dropper or pipette, this may be achieved by the patient administering an appropriate, predetermined volume of the solution or suspension. In the case of a spray, this may be achieved for example by means of a metering atomizing spray pump.

The compounds of the invention may be formulated for aerosol administration, particularly to the respiratory tract and including intranasal administration. The compound will generally have a small particle size for example of the order of five (5) microns or less. Such a particle size may be obtained by means known in the art, for example by micronization. The active ingredient is provided in a pressurized pack with a suitable propellant such as a chlorofluoro-

carbon (CFC), for example, dichlorodifluoromethane, trichlorofluoromethane, or dichlorotetrafluoroethane, or carbon dioxide or other suitable gas. The aerosol may conveniently also contain a surfactant such as lecithin. The dose of drug may be controlled by a metered valve. Alternatively the active ingredients may be provided in a form of a dry powder, for example a
5 powder mix of the compound in a suitable powder base such as lactose, starch, starch derivatives such as hydroxypropylmethyl cellulose and polyvinylpyrrolidone (PVP). The powder carrier will form a gel in the nasal cavity. The powder composition may be presented in unit dose form for example in capsules or cartridges of e.g., gelatine or blister packs from which the powder may be administered by means of an inhaler.

10 When desired, formulations can be prepared with enteric coatings adapted for sustained or controlled release administration of the active ingredient. For example, the compounds of the present invention can be formulated in transdermal or subcutaneous drug delivery devices. These delivery systems are advantageous when sustained release of the compound is necessary and when patient compliance with a treatment regimen is crucial. Compounds in transdermal
15 delivery systems are frequently attached to a skin-adhesive solid support. The compound of interest can also be combined with a penetration enhancer, e.g., Azone (1-dodecylazacycloheptan-2-one). Sustained release delivery systems are inserted subcutaneously into the subdermal layer by surgery or injection. The subdermal implants encapsulate the compound in a lipid soluble membrane, e.g., silicone rubber, or a biodegradable polymer, e.g., polylactic acid.

20 The pharmaceutical preparations are preferably in unit dosage forms. In such form, the preparation is subdivided into unit doses containing appropriate quantities of the active component. The unit dosage form can be a packaged preparation, the package containing discrete quantities of preparation, such as packeted tablets, capsules, and powders in vials or ampoules. Also, the unit dosage form can be a capsule, tablet, cachet, or lozenge itself, or it can
25 be the appropriate number of any of these in packaged form.

Other suitable pharmaceutical carriers and their formulations are described in Remington: The Science and Practice of Pharmacy 1995, edited by E. W. Martin, Mack Publishing Company, 19th edition, Easton, Pennsylvania. Representative pharmaceutical formulations containing a compound of the present invention are described below.

Examples

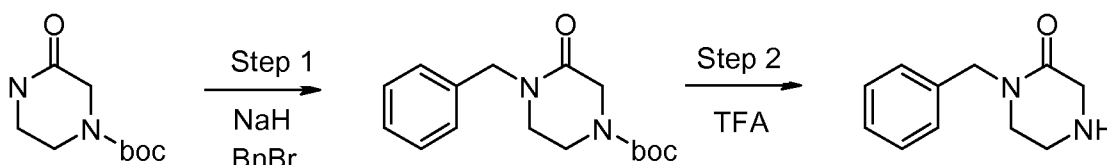
The following preparations and examples are given to enable those skilled in the art to more clearly understand and to practice the present invention. They should not be considered as limiting the scope of the invention, but merely as being illustrative and representative thereof.

5 The following abbreviations may be used in the Examples:

	DCM	dichloromethane/methylene chloride
	DMF	N,N-dimethylformamide
	DMAP	4-dimethylaminopyridine
	EtOAc	ethyl acetate
10	EtOH	ethanol
	tBuOH	tert-butanol
	gc	gas chromatography
	HMPA	hexamethylphosphoramide
	hplc	high performance liquid chromatography
15	mCPBA	m-chloroperbenzoic acid
	MeCN	acetonitrile
	NMP	N-methyl pyrrolidinone
	TEA	triethylamine
	TFA	trifluoroacetic acid
20	THF	tetrahydrofuran
	LDA	lithium diisopropylamine
	LHMDS	Lithium bis(trimethylsilyl)amide
	TBAF	tetrabutylammonium fluoride
	TLC	thin layer chromatography

Preparation 11-Benzyl-piperazin-2-one

The synthetic procedure of this Example is outlined in Scheme C below.

5 Scheme CStep 1 4-Benzyl-3-oxo-piperazine-1-carboxylic acid tert-butyl ester

Sodium hydride (60%, 18.11 g, 452 mmol) in mineral oil was triturated with hexanes, dried under a stream of nitrogen and taken up in 1500 mL of THF. To the slurry at 0°C was added 3-oxo-piperazine-1-carboxylic acid tert-butyl ester (75.057 g, 200.4 mmol) in portions over 15 min. After 90 minutes benzyl bromide (71.01 g, 415.1 mmol) was added and the mixture was warmed to room temperature for 18 hours. The solution was quenched with H₂O and extracted with Et₂O. The combined organic layers were washed with H₂O, washed with brine, dried over MgSO₄. Concentration in vacuo gave a crude solid which was recrystallized from hexane to afford 4-benzyl-3-oxo-piperazine-1-carboxylic acid tert-butyl ester (83.5 g, 76%) as a white crystalline solid.

Step 2 1-Benzyl-piperazin-2-one

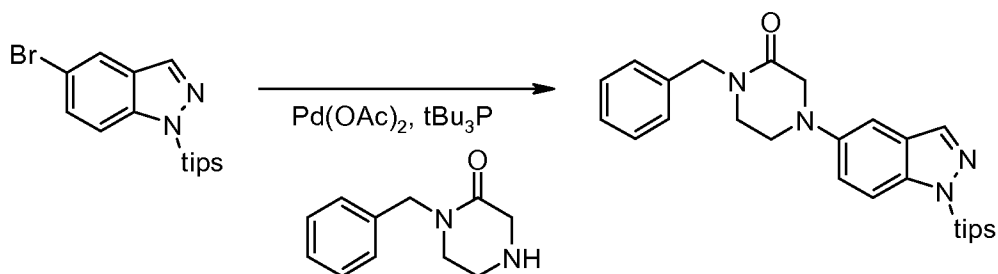
To a solution of 35 mL of TFA in dichloromethane was added 4-benzyl-3-oxo-piperazine-1-carboxylic acid tert-butyl ester (10.39 g, 35.8 mmol) in portions. After 18 hours the solution was concentrated via rotary evaporator and H₂O was added. The pH was adjusted to 12 with 4M NaOH. The mixture was extracted with dichloromethane. The combined organic layers were dried over sodium sulfate, filtered and concentrated in vacuo to give 1-benzyl-piperazin-2-one (6.29 g, 92%) as an oil.

Preparation 225 1-Benzyl-4-(1-triisopropylsilanyl-1H-indazol-5-yl)-piperazin-2-one

The synthetic procedure of this Example is outlined in Scheme D below.

Scheme D

-36-



To a solution of Pd(OAc)₂ (0.068 g, 0.3 mmol) in 10 mL of xylene was added tBu₃P (0.061 g, 0.3 mmol). After 5 minutes a solution of 5-bromo-1-triisopropylindazole (2.16 g, 6.1 mmol) in 10 mL of xylenes was added. After 5 minutes a solution of 1-benzyl-piperazin-2-one (1.28 g, 6.7 mmol) was added and the mixture was heated to 80°C. After 30 minutes the mixture was cooled, filtered through celite and concentrated in vacuo. Purification via flash chromatography afforded 1-benzyl-4-(1-triisopropylsilyl-1H-indazol-5-yl)-piperazin-2-one (1.87 g, 67%) as a tan solid.

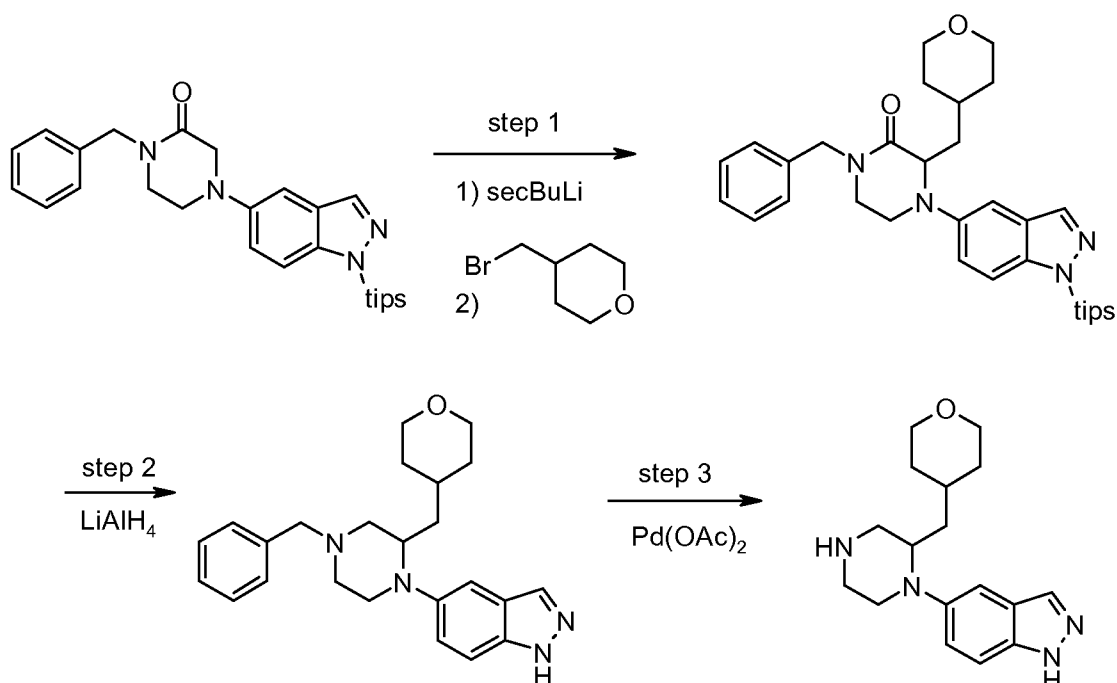
10

Example 1

5-[2-(Tetrahydro-pyran-4-ylmethyl)-piperazin-1-yl]-1H-indazole:

The synthetic procedure of this Example is outlined in Scheme E below.

Scheme E



15

Step 1 1-Benzyl-3-(tetrahydro-pyran-4-ylmethyl)-4-(1-triisopropylsilanyl-1H-indazol-5-yl)-piperazin-2-one

To a solution of 1-benzyl-4-(1-triisopropylsilanyl-1H-indazol-5-yl)-piperazin-2-one (0.78 g, 1.7 mmol) in 8.5 mL THF at -78°C was added sec-butyllithium (1.3 mL, 1.9 mmol) dropwise over 5 minutes. After 30 minutes 4-bromomethyl-tetrahydropyran (0.36 g, 2.0 mmol) was added in one portion and mixture was warmed to room temperature. After 18 hours H₂O was added and the mixture was extracted with ethyl acetate. The combined organic layers were washed with H₂O, brine, dried over NaSO₄, filtered and concentrated in vacuo. Purification via flash chromatography afforded 1-benzyl-3-(tetrahydro-pyran-4-ylmethyl)-4-(1-triisopropylsilanyl-1H-indazol-5-yl)-piperazin-2-one (0.55g, 90%) as a white foam.

Step 2 5-[4-Benzyl-2-(tetrahydro-pyran-4-ylmethyl)-piperazin-1-yl]-1H-indazole

To a solution of 1-benzyl-3-(tetrahydro-pyran-4-ylmethyl)-4-(1-triisopropylsilanyl-1H-indazol-5-yl)-piperazin-2-one (0.55 g, 1.0 mmol) in 10 mL of THF in a 20 mL microwave vial at 0°C was slowly added a 1.0 M solution of LiAlH₄ (2.1 mL, 2.1 mmol). After gas evolution ceased the vial was capped and heated at 120°C for 600 seconds in a microwave. The solution was quenched by slow addition to a slurry of NaSO₄ decahydrate in THF. The mixture was filtered through a pad of celite and the filtrate was concentrated in vacuo. Purification via flash chromatography afforded 5-[4-benzyl-2-(tetrahydro-pyran-4-ylmethyl)-piperazin-1-yl]-1H-indazole (0.23 g, 59%) as a viscous oil.

Step 3 5-[2-(Tetrahydro-pyran-4-ylmethyl)-piperazin-1-yl]-1H-indazole

To a mixture of 5-[4-benzyl-2-(tetrahydro-pyran-4-ylmethyl)-piperazin-1-yl]-1H-indazole (0.27 g, 0.7 mmol), Pd(OH)₂ (0.050 g), in 75 mL MeOH was added ammonium formate (0.43 g, 6.9 mmol). The mixture was heated to reflux. After 1 hr the mixture was cooled, filtered through celite and concentrated in vacuo to give a crude solid. Purification via flash chromatography afforded 5-[2-(tetrahydro-pyran-4-ylmethyl)-piperazin-1-yl]-1H-indazole (0.13 g, 62%) as a white foam: ¹H NMR (300 MHz, CDCl₃) 7.97 (d, J = 0.9 Hz, 1H), 7.40 (dd, J = 9.6, 0.9 Hz, 1H), 7.23-7.11 (m, 2H), 3.94-3.80 (m, 2H), 3.63-3.52 (m, 2H), 3.37-2.89 (m, 8H), 1.68-0.97 (m, 7H)

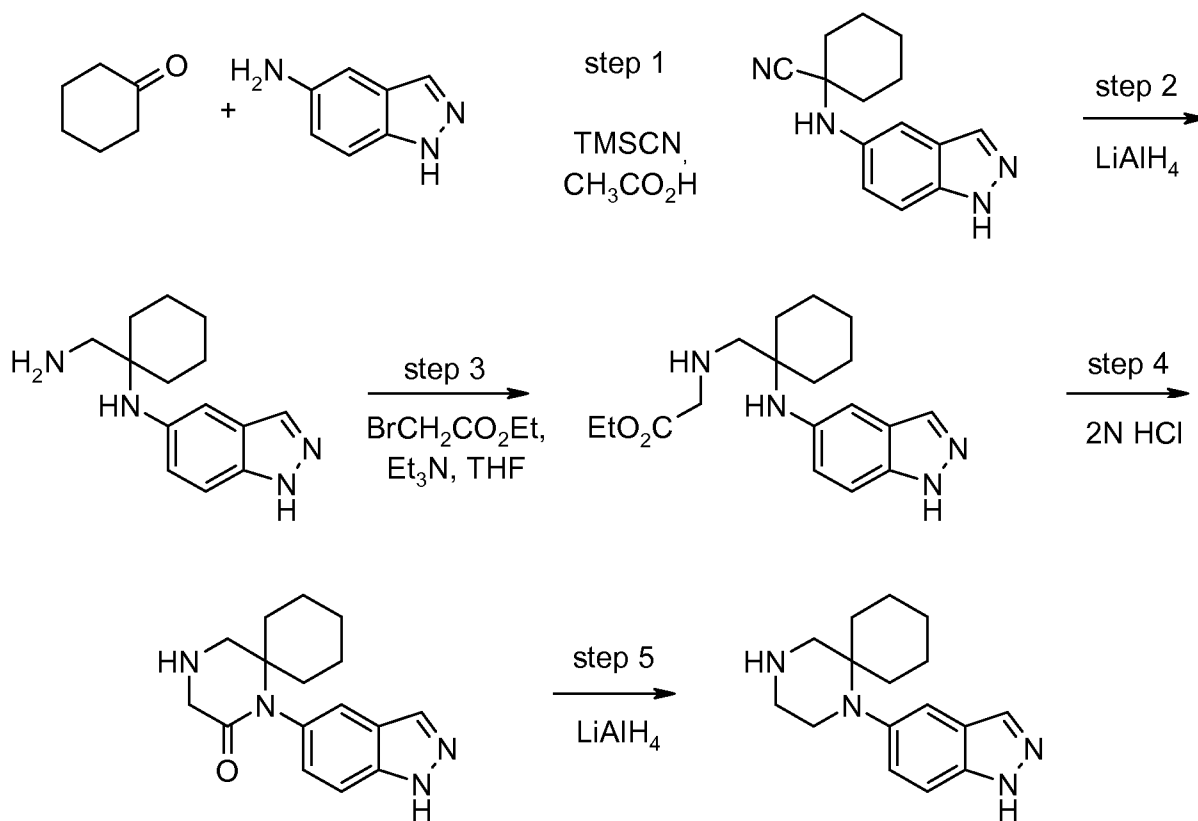
Additional compounds made by the above procedure are shown in Table 1.

Example 2

1-(1H-indazol-5-yl)-1,4-diaza-spiro[5.5]undecane

The synthetic procedure of this Example is outlined in Scheme F below.

Scheme F



Step 1 1-(1H-Indazol-5-ylamino)-cyclohexanecarbonitrile

- 5 To a stirred solution of 1H-indazol-5-ylamine (3.99 g, 30.0 mmol) and cyclohexanone (3.10 mL, 30.0 mmol) in acetic acid (25 mL) under nitrogen was added tetramethylsilyl nitrile (4.20 mL, 31.5 mmol) dropwise at room temperature. After 14 hours the mixture was poured slowly onto ammonium hydroxide (100 mL). After cooling in an ice-water bath the mixture was filtered and the collected solid washed with further ammonium hydroxide) and diethyl ether,
- 10 then dried at 65°C in vacuo to give 1-(1H-indazol-5-ylamino)-cyclohexanecarbonitrile (5.96 g, 24.8 mmol, 83 %) as a solid.

Step 2 (1-Aminomethyl-cyclohexyl)-(1H-indazol-5-yl)-amine

- 15 To a stirred solution of 1-(1H-indazol-5-ylamino)-cyclohexanecarbonitrile (2.53 g, 10.5 mmol) in THF (40 mL) at room temperature and under nitrogen was added LiAlH₄ (21.0 mL of a 1.0 M solution in THF, 21.0 mmol) dropwise over 3 minutes. After 30 minutes the reaction mixture was warmed to 70°C. After 2 hours the reaction mixture was cooled and stirred at ambient temperature for 14 hours, then quenched by the addition of sodium sulfate decahydrate (3 g). The reaction mixture was diluted with DCM:MeOH:NH₄OH (90:9:1, 200 mL) then

filtered and concentrated in vacuo. Purification by chromatography (silica, 3 to 20 % of a 9:1 MeOH:NH₄OH solution in DCM) gave (1-aminomethyl-cyclohexyl)-(1H-indazol-5-yl)-amine (0.785 g, 3.22 mmol, 31 %) as a solid.

Step 3 {[1-(1H-Indazol-5-ylamino)-cyclohexylmethyl]-amino}-acetic acid ethyl ester

5 To a stirred solution of (1-aminomethyl-cyclohexyl)-(1H-indazol-5-yl)-amine (0.775 g, 3.18 mmol) in THF (7 mL) at 0°C under nitrogen was added ethylbromoacetate (0.530 g, 0.351 mL, 3.18 mmol) and Et₃N (1.42 mL, 10.2 mmol) then the reaction mixture warmed to room temperature. After 90 minutes the mixture was concentrated in vacuo then redissolved in DCM (100 mL) and washed with saturated aqueous NaHCO₃ and brine, then dried (MgSO₄), filtered
10 and concentrated in vacuo to an oil (1.4 g). Purification by chromatography (silica, 0 to 10 % of a 9:1 MeOH:NH₄OH solution in DCM) gave {[1-(1H-indazol-5-ylamino)-cyclohexylmethyl]-amino}-acetic acid ethyl ester (0.877 g, 2.66 mmol, 84 %) as a solid.

Step 4 1-(1H-Indazol-5-yl)-1,4-diaza-spiro[5.5]undecan-2-one

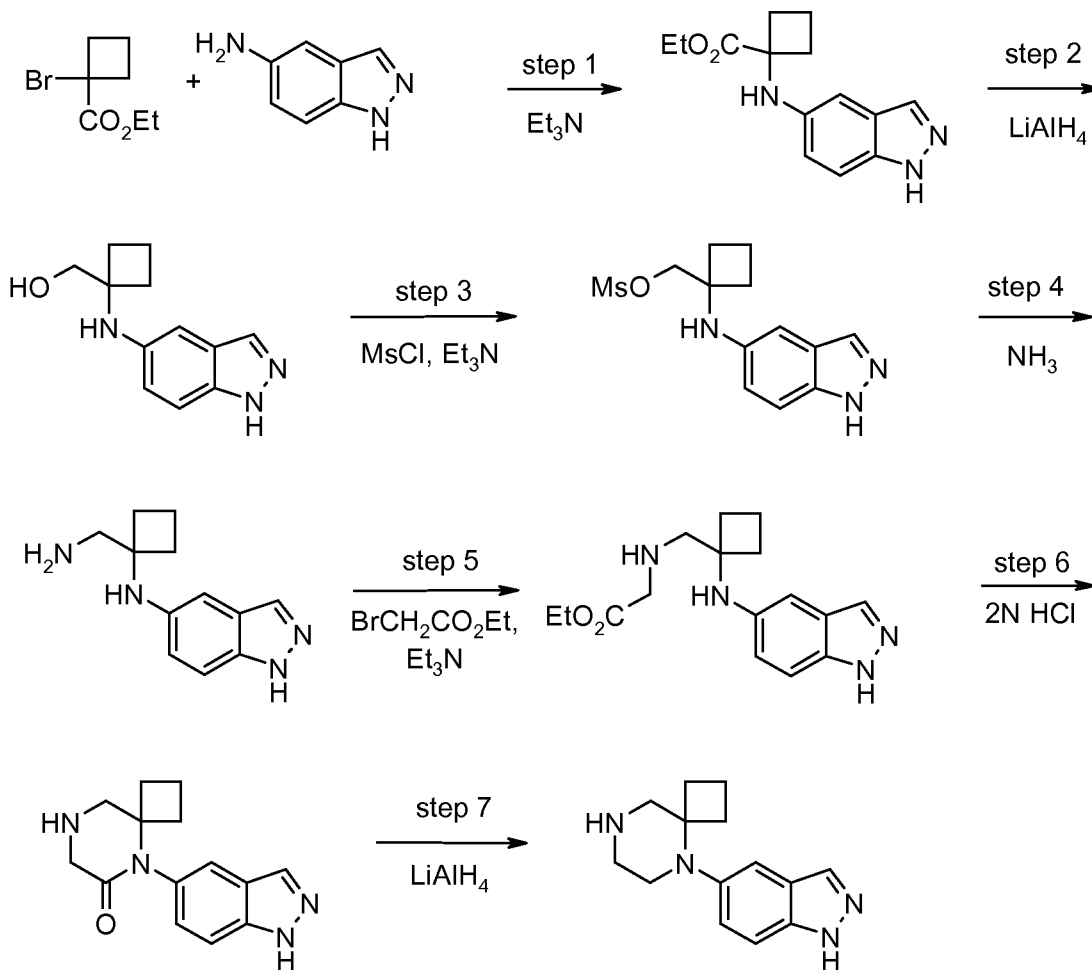
A mixture of {[1-(1H-indazol-5-ylamino)-cyclohexylmethyl]-amino}-acetic acid ethyl
15 ester (0.808 g, 2.45 mmol) in 2N HCl (11 mL) was heated at reflux for 17 hours, then cooled to room temperature and quenched by the careful addition of K₂CO₃ until no more effervescence was observed. The resulting mixture was extracted with DCM and the combined extracts were dried (MgSO₄), filtered and concentrated in vacuo to furnish 1-(1H-indazol-5-yl)-1,4-diaza-spiro[5.5]undecan-2-one (0.350 g, 1.23 mmol, 50 %) as a solid that was used directly without
20 further purification.

Step 5 1-(1H-Indazol-5-yl)-1,4-diaza-spiro[5.5]undecane

To a stirred solution of 1-(1H-indazol-5-yl)-1,4-diaza-spiro[5.5]undecan-2-one (0.250 g, 0.880 mmol) in THF (30 mL) at ambient temperature and under nitrogen was added LiAlH₄ (2.64 mL of a 1.0 M solution in THF, 2.64 mmol) dropwise over 1 minute, then the reaction
25 mixture was warmed to 80°C. After 3 hours the reaction mixture was cooled to room temperature and quenched by the addition of sodium sulfate decahydrate (1 g). The reaction mixture was diluted with DCM and filtered. The filter cake was washed with DCM:MeOH:NH₄OH (90:9:1, 3 × 20 mL) then the combined filtrates were concentrated in vacuo to a solid residue (0.250 g). Purification by chromatography (silica, 5 to 10 % of a 9:1
30 MeOH:NH₄OH solution in DCM) gave 1-(1H-indazol-5-yl)-1,4-diaza-spiro[5.5]undecane (0.173 g, 0.641 mmol, 73 %) as a pale yellow foam; ¹H NMR (300 MHz, MeOD) 7.99 (d, J = 0.9 Hz, 1H), 7.55-7.49 (m, 1H), 7.41 (d, J = 8.9 Hz, 1H), 7.22 (dd, J = 8.9, 1.9 Hz, 1H), 3.25-3.14 (m, 2H), 3.01-2.91 (m, 4H), 2.06-1.95 (br. d, J = 11.5 Hz, 2H), 1.62-1.18 (m, 7H), 0.91 - 0.70 (m, 1H).

Example 3Synthesis of 5-(5,8-diaza-spiro[3.5]non-5-yl)-1H-indazole

The synthetic procedure of this Example is outlined in Scheme G below.

Scheme G

5

Step 1 1-(1H-Indazol-5-ylamino)-cyclobutanecarboxylic acid ethyl ester

A mixture of 1H-indazol-5-ylamine (5.0 g, 37.6 mmol), ethyl 1-bromocyclobutanecarboxylate (7.78 g, 6.08 mL, 37.6 mmol) and triethylamine (7.60 g, 10.5 mL, 75.1 mmol) in ethanol (5 mL) was heated at 100°C for 3 days, then at 140°C for 2 days. The reaction mixture was cooled to ambient temperature, and after 7 days the mixture was diluted with DCM (50 mL) and filtered. The filtrate was concentrated in vacuo then purified by chromatography (silica, 2 to 10 % of a 9:1 MeOH:NH₄OH solution in DCM) to give 1-(1H-indazol-5-ylamino)-cyclobutanecarboxylic acid ethyl ester (1.68 g, 6.49 mmol, 17 %) as an oil.

Step 2 [1-(1H-Indazol-5-ylamino)-cyclobutyl]-methanol

To a stirred solution of 1-(1H-indazol-5-ylamino)-cyclobutanecarboxylic acid ethyl ester (1.68 g, 6.49 mmol) in THF (37 mL) at 0°C and under nitrogen was added LiAlH₄ (13.0 mL of a 1.0 M solution in THF, 13.0 mmol) dropwise over 2 minutes then the reaction mixture was
5 warmed to ambient temperature. After 2 hours the reaction mixture was quenched by the addition of sodium sulfate decahydrate (2 g). The reaction mixture was filtered and the filter cake washed with EtOAc. The combined filtrates were concentrated in vacuo to a yellow solid. Purification by chromatography (silica, 4 to 20 % of a 9:1 MeOH:NH₄OH solution in DCM) gave [1-(1H-indazol-5-ylamino)-cyclobutyl]-methanol (0.827 g, 3.81 mmol, 59 %) as a white
10 powder.

Step 3 Methanesulfonic acid 1-(1H-indazol-5-ylamino)-cyclobutylmethyl ester

To a stirred suspension of [1-(1H-indazol-5-ylamino)-cyclobutyl]-methanol (0.690 g, 3.18 mmol) in DCM (100 mL) at ambient temperature and under nitrogen was added Et₃N (2.66 mL, 19.1 mmol) followed by methanesulfonyl chloride (0.74 mL, 9.54 mmol). After 5 minutes the
15 mixture was washed with saturated aqueous NaHCO₃ and brine, then dried (MgSO₄), filtered and concentrated in vacuo to give methanesulfonic acid 1-(1H-indazol-5-ylamino)-cyclobutylmethyl ester (1.31 g) as a gum that was used directly in the next step without further purification.

Step 4 (1-Aminomethyl-cyclobutyl)-(1H-indazol-5-yl)-amine

A solution of methanesulfonic acid 1-(1H-indazol-5-ylamino)-cyclobutylmethyl ester
20 (1.31 g, ca. 3.18 mmol) in 7N NH₃ in methanol (40 mL) was heated at 75°C in a sealed tube. After 14 hours the reaction mixture was cooled to ambient temperature, concentrated in vacuo to a gum, then purified by chromatography (silica, 0 to 20 % of a 9:1 MeOH:NH₄OH solution in DCM) to furnish (1-aminomethyl-cyclobutyl)-(1H-indazol-5-yl)-amine (0.266 g, 1.23 mmol, 39 %) as a foam.

Step 5 {[1-(1H-Indazol-5-ylamino)-cyclobutylmethyl]-amino}-acetic acid ethyl ester

{[1-(1H-Indazol-5-ylamino)-cyclobutylmethyl]-amino}-acetic acid ethyl ester was prepared from (1-aminomethyl-cyclobutyl)-(1H-indazol-5-yl)-amine similarly to the method described in step 3 of Example 2, (0.152 g, 0.503 mmol, 43 %) as a pale yellow solid.

Step 6 5-(1H-Indazol-5-yl)-5,8-diaza-spiro[3.5]nonan-6-one

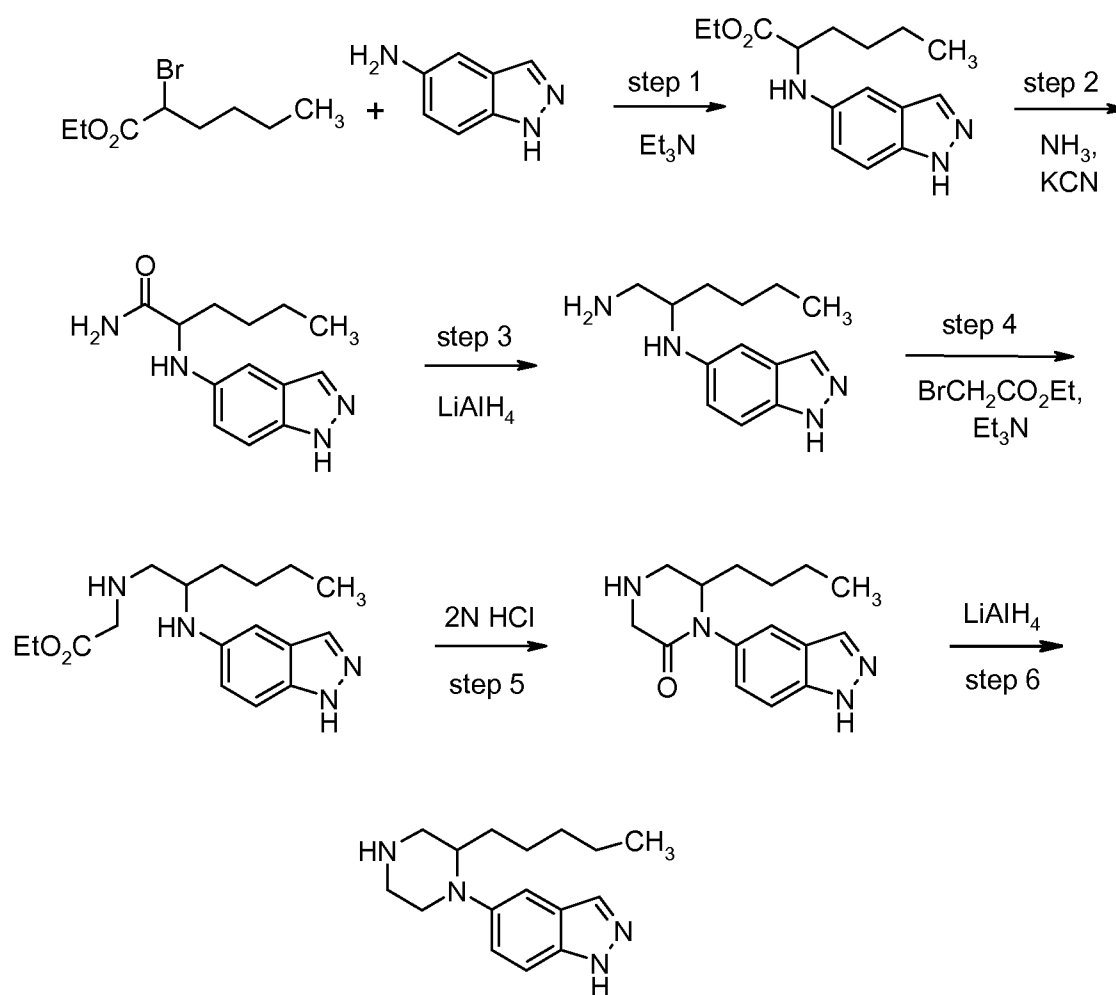
5-(1H-Indazol-5-yl)-5,8-diaza-spiro[3.5]nonan-6-one was prepared from {[1-(1H-indazol-5-ylamino)-cyclobutylmethyl]-amino}-acetic acid ethyl ester similarly to the method described in Example 2, step 4 above, (0.027 g, 0.105 mmol, 25 %) as a colourless foam.

Step 7 5-(5,8-Diaza-spiro[3.5]non-5-yl)-1H-indazole

5-(5,8-Diaza-spiro[3.5]non-5-yl)-1H-indazole was prepared from 5-(1H-indazol-5-yl)-5,8-diaza-spiro[3.5]nonan-6-one similarly to the method described in Example 2, step 5 above, (0.015 g, 0.0620 mmol, 59 %) as a colourless foam.

5 Example 45-(2-butyl-piperazin-1-yl)-1H-indazole

The synthetic procedure of this Example is outlined in Scheme H below.

Scheme H10 Step 1 2-(1H-Indazol-5-ylamino)-hexanoic acid ethyl ester

2-(1H-Indazol-5-ylamino)-hexanoic acid ethyl ester was prepared from 1H-indazol-5-ylamine and ethyl 2-bromohexanoate similarly to the method described in Example 3, step 1 above, (6.81 g, 24.8 mmol, 65 %) as a beige solid.

Step 2 2-(1H-Indazol-5-ylamino)-hexanoic acid amide

A solution of 2-(1H-indazol-5-ylamino)-hexanoic acid ethyl ester (1.0 g, 3.63 mmol) and KCN (0.026 g, 0.363 mmol) in 7N NH₃ in methanol (10.4 mL) was heated at 80°C in a sealed tube. After 96 ours the reaction mixture was cooled to ambient temperature, concentrated in vacuo, and purified by chromatography (silica, 0 to 10 % MeOH in DCM) to furnish 2-(1H-indazol-5-ylamino)-hexanoic acid amide (0.647 g, 2.63 mmol, 72 %) as a foam.

Step 3 N2-(1H-Indazol-5-yl)-hexane-1,2-diamine

N2-(1H-Indazol-5-yl)-hexane-1,2-diamine was prepared from 2-(1H-indazol-5-ylamino)-hexanoic acid amide similarly to the method described in Example, step 5 above, (0.231 g, 0.996 mmol, 40 %) as an oil.

Step 4 [2-(1H-Indazol-5-ylamino)-hexylamino]-acetic acid ethyl ester

[2-(1H-Indazol-5-ylamino)-hexylamino]-acetic acid ethyl ester was prepared from N2-(1H-indazol-5-yl)-hexane-1,2-diamine similarly to the method described in Example 1, step 3 above, (0.131 g, 0.412 mmol, 41 %) as a solid.

Step 5 6-Butyl-1-(1H-indazol-5-yl)-piperazin-2-one

6-Butyl-1-(1H-indazol-5-yl)-piperazin-2-one was prepared from [2-(1H-indazol-5-ylamino)-hexylamino]-acetic acid ethyl ester similarly to the method described in Scheme 1, step 4 above, (0.039 g, 0.143 mmol, 50 %) as a colourless residue.

Step 6 5-(2-Butyl-piperazin-1-yl)-1H-indazole

5-(2-Butyl-piperazin-1-yl)-1H-indazole was prepared from 6-butyl-1-(1H-indazol-5-yl)-piperazin-2-one similarly to the method described in Example 2, step 5 above, (0.013 g, 0.050 mmol, 49 %) as a foam.

Example 5Formulations

Pharmaceutical preparations for delivery by various routes are formulated as shown in the following Tables. "Active ingredient" or "Active compound" as used in the Tables means one or more of the Compounds of Formula I.

Composition for Oral Administration

Ingredient	% wt./wt.
Active ingredient	20.0%
Lactose	79.5%
Magnesium stearate	0.5%

The ingredients are mixed and dispensed into capsules containing about 100 mg each; one
5 capsule would approximate a total daily dosage.

Composition for Oral Administration

Ingredient	% wt./wt.
Active ingredient	20.0%
Magnesium stearate	0.5%
Crosscarmellose sodium	2.0%
Lactose	76.5%
PVP (polyvinylpyrrolidone)	1.0%

The ingredients are combined and granulated using a solvent such as methanol. The
10 formulation is then dried and formed into tablets (containing about 20 mg of active compound)
with an appropriate tablet machine.

Composition for Oral Administration

Ingredient	Amount
Active compound	1.0 g
Fumaric acid	0.5 g
Sodium chloride	2.0 g
Methyl paraben	0.15 g
Propyl paraben	0.05 g
Granulated sugar	25.5 g
Sorbitol (70% solution)	12.85 g
Veegum K (Vanderbilt Co.)	1.0 g
Flavoring	0.035 ml
Colorings	0.5 mg
Distilled water	q.s. to 100 ml

The ingredients are mixed to form a suspension for oral administration.

15

Parenteral Formulation

Ingredient	% wt./wt.
Active ingredient	0.25 g
Sodium Chloride	qs to make isotonic
Water for injection	100 ml

The active ingredient is dissolved in a portion of the water for injection. A sufficient quantity of sodium chloride is then added with stirring to make the solution isotonic. The solution is made up to weight with the remainder of the water for injection, filtered through a 0.2 micron membrane filter and packaged under sterile conditions.

5 Suppository Formulation

Ingredient	% wt./wt.
Active ingredient	1.0%
Polyethylene glycol 1000	74.5%
Polyethylene glycol 4000	24.5%

The ingredients are melted together and mixed on a steam bath, and poured into molds containing 2.5 g total weight.

Topical Formulation

Ingredients	grams
Active compound	0.2-2
Span 60	2
Tween 60	2
Mineral oil	5
Petrolatum	10
Methyl paraben	0.15
Propyl paraben	0.05
BHA (butylated hydroxy anisole)	0.01
Water	q.s. 100

10

All of the ingredients, except water, are combined and heated to about 60°C with stirring. A sufficient quantity of water at about 60°C is then added with vigorous stirring to emulsify the ingredients, and water then added q.s. about 100 g.

Nasal Spray Formulations

15 Several aqueous suspensions containing from about 0.025-0.5 percent active compound are prepared as nasal spray formulations. The formulations optionally contain inactive ingredients such as, for example, microcrystalline cellulose, sodium carboxymethylcellulose, dextrose, and the like. Hydrochloric acid may be added to adjust pH. The nasal spray formulations may be delivered via a nasal spray metered pump typically delivering about 50-100 microliters of
20 formulation per actuation. A typical dosing schedule is 2-4 sprays every 4-12 hours.

Example 6Screening for Human Serotonin Transporter (hSERT) Antagonists Using a Scintillation Proximity Assay (SPA)

The screening assay of this example was used to determine the affinity of ligands at the
5 hSERT transporter by competition with [3H]-Citalopram.

Scintillation Proximity Assay (SPA) works by bringing radioligand within close proximity
to the bead's scintillant to stimulate light emission. In this assay, the receptor-containing
membranes were pre-coupled to the SPA beads and the binding of the appropriate radioligand to
the transporter was measured. The light emission was proportional to the amount of bound
10 radioligand. Unbound radioligand produced no signal as a result of distant proximity to
scintillant (lack of energy transfer).

HEK-293 cells (Tatsumi et al., Eur. J. Pharmacol. 1997, 30, 249-258) stably expressing
recombinant hSERT were maintained with media (DMEM high glucose with 10% FBS, 300
g/ml G418 and 2 mM L-Glutamine) and incubated at 37°C with 5% CO₂. Cells are released
15 from culture flasks using PBS for 1-2 minutes. The cells were subsequently centrifuged at
1000g's for 5 minutes and resuspended in PBS prior to being used in the membrane preparation.

Cell membranes were prepared using a membrane preparation buffer of 50 mM TRIS (pH
7.4). Cell membranes were prepared from a single cube (7.5x10⁹ cells total). Cells were
homogenized using a Polytron (setting medium for a 4 second burst). The homogenate was then
20 centrifuged at 48,000xg for 15 minutes, the supernatant subsequently removed and discarded,
and the pellet resuspended with fresh buffer. After a second centrifugation, the pellet was re-
homogenized and brought to a final volume determined during the assay. Typically, membrane
portions were aliquoted in 3mg/ml (w:v). and stored at -80°C.

For Scintillation Proximity Assay IC₅₀/K_i determination, 50 mM Tris-HCl and 300 mM
25 NaCl, (pH 7.4) buffers were utilized. Compounds of the invention were diluted from 10 mM to
0.1 nM FAC (10 point curves, whole log /half log dilutions) via a Beckman Biomek 2000 using a
serial dilution protocol. The test compounds were then transferred (20 l/well) and the [3H]-
Citalopram radioligand was added at 50 l/well. Membrane and beads were prepared to a ratio of
10 g : 0.7 mg, with 0.7 mg PVT-WGA Amersham beads (Cat# RPQ0282V) added per well.
30 130 l of the membrane : bead mixture was added to the assay plate. The mixtures were allowed
to stand at room temperature for one hour, and were then counted on a Packard TopCount LCS, a
generic Scintillation Proximity Assay counting protocol settings (Energy Range: Low, Efficiency
Mode: Normal, Region A: 1.50-35.00, Region B: 1.50-256.00, Count Time (min.): 0.40,

Background Subtract: none, Half-Life Correction: no, Quench Indicator: tSIS, Platemap blank subtraction: No, Cross talk reduction: Off).

The % inhibition was calculated for each compound tested [(Compound counts per minute (CPM) at maximum concentration-Non-Specific CPM)/Total CPM * 100]. The concentration
5 producing 50% inhibition (IC50) was determined using an iterative non-linear curve fitting technique with Activity Base/Xlfit using the following equation:

$$y = \frac{\text{max} - \text{min}}{1 + (IC50 / x)^n} + \text{min}$$

where max = total binding, min = non specific binding, x = concentration (M) of the tested compound and n = Hill slope. The inhibition dissociation constant (K_i) of each compound was
10 determined according to the method of Cheng-Prusoff and then converted into negative logarithm (pK_i) of the K_i.

Using the above procedure, compounds of the invention were found to have affinity for human serotonin transporter. For example, 5-[2-(2-Methoxy-ethyl)-piperazin-1-yl]-1H-indazole exhibited a pK_i of approximately 8.7 using the above assay.

15 Example 7

Screening for compounds active at Human Norepinephrine Transporter (hNET) Using a Scintillation Proximity Assay (SPA)

This assay was used to determine the affinity of ligands for the hNET transporter by competition with [3H]-Nisoxetine. As in the hSERT assay of the above example, receptor-
20 containing membranes were pre-coupled to the SPA beads and the binding of the appropriate radioligand to the transporter was measured. The light emission was proportional to the amount of bound radioligand, with unbound radioligand producing no signal.

HEK-293 cells (Tatsumi et al., Eur. J. Pharmacol. 1997, 30, 249-258) stably expressing recombinant hNET (Clone: HEK-hNET #2) were maintained with media (DMEM hi glucose
25 with 10% FBS, 300 g/ml G418 and 2 mM L-Glutamine) and incubated at 37°C with 5% CO₂. Cells were released from culture flasks using PBS for 1-2 minutes. The cells were subsequently centrifuged at 1000g's for 5 minutes and resuspended in PBS prior to being used in the membrane preparation.

Cell membranes were prepared using a membrane preparation buffer of 50 mM TRIS (pH
30 7.4). Cell membranes were prepared from a single cube (7.5x10⁹ cells total). Cells were homogenized using a Polytron (setting medium for a 4 second burst). The homogenate was then

centrifuged at 48,000xg for 15 minutes, the supernatant subsequently removed and discarded, and the pellet resuspended with fresh buffer. After a second centrifugation, the pellet was re-homogenized and brought to a final volume determined during the assay. Typically, membrane portions were aliquoted in 3-6 mg/ml (w:v). and stored at -80°C.

5 ³[H] Nisoxetine radioligand (Amersham Cat. # TRK942 or Perkin Elmer Cat. # NET1084, specific activity: 70-87 Ci/mmol, stock concentration: 1.22e-5 M, final concentration: 8.25e-9 M), and 50 mM Tris-HCl, 300 mM NaCl, (pH 7.4) buffers were used for Scintillation Proximity Assay IC₅₀/K_i determination. Compounds of the invention were diluted from 10 mM to 0.1 nM
10 dilution protocol. The test compounds were then transferred (20 l/well) and the radioligand was added at 50 l/well. Membrane and beads were prepared to a ratio of 10 g : 0.7 mg, with 0.7 mg PVT-WGA Amersham beads (Cat# RPQ0282V) added per well. 130 l of the membrane : bead mixture was added to the assay plate. The mixtures were allowed to stand at room temperature for one hour, and were then counted on a Packard TopCount LCS, a generic SPA counting
15 protocol settings (Energy Range: Low, Efficiency Mode: Normal, Region A: 1.50-35.00, Region B: 1.50-256.00, Count Time (min.): 0.40, Background Subtract: none, Half-Life Correction: no, Quench Indicator: tSIS, Platemap blank subtraction: No, Cross talk reduction: Off).

The % inhibition was calculated for each compound tested [(Compound CPM at maximum concentration-Non-Specific CPM)/Total CPM * 100]. The concentration producing 50%
20 inhibition (IC₅₀) was determined using an iterative non-linear curve fitting technique with Activity Base/Xlfit using the following equation:

$$y = \frac{\text{max} - \text{min}}{1 + (IC_{50} / x)^n} + \text{min}$$

where max = total binding, min = non specific binding, x = concentration (M) of the tested compound and n = Hill slope. The inhibition dissociation constant (K_i) of each compound was
25 determined according to the method of Cheng-Prusoff and then converted into negative logarithm (pK_i) of the K_i.

Using the above procedure, compounds of the invention were found to have affinity for the human norepinephrine transporter. For example, 5-(2-Phenoxymethyl-piperazin-1-yl)-1H-indazole exhibited a pK_i of approximately 8.2 using the above assay.

30 Example 8

Screening for compounds active at Human Dopamine Transporter Using a Scintillation Proximity Assay (SPA)

This assay was used to determine the affinity of ligands for the dopamine transporter by competition with [³H]-Vanoxerine.

HEK-293 cells (Tatsumi et al., Eur. J. Pharmacol. 1997, 30, 249-258) stably expressing recombinant hDAT were maintained with media (DMEM hi glucose with 10% FBS, 300 g/ml
5 G418 and 2 mM L-Glutamine) and incubated at 37 C with 5% CO₂. Cells were plated four hours prior to experiment by placing approximately 30,000 cells per well (in PBS) on white, opaque Cell-Tak coated 96 well plates. Extra buffer was apriated from the cell plates using an ELx405 plate washer.

³[H] vanoxerine (GBR 12909) radioligand, specific activity approximately 59 Ci/mmol,
10 stock concentration, 400 nM, and 50 mM Tris-HCl, 300 mM NaCl, (pH 7.4) buffers were used for Scintillation Proximity Assay IC₅₀/K_i determination. Compounds of the invention were diluted from 10 mM to 0.1 nM FAC (10 point curves, whole log /half log dilutions) via a Beckman Biomek 2000 using a 10-point dilution protocol. The mixtures were allowed to stand at room temperature for 30 minutes, and were then counted on a Packard TopCount LCS, a
15 generic SPA counting protocol settings, Count Time (min.): 0.40, Background Subtract: none, Half-Life Correction: none, Quench Indicator: tSIS, Platemap blank subtraction: none, Cross talk reduction: Off).

The % inhibition was calculated for each compound tested [(Compound CPM at maximum concentration-Non-Specific CPM)/Total CPM * 100]. The concentration producing 50%
20 inhibition (IC₅₀) was determined using an iterative non-linear curve fitting technique with Activity Base/Xlfit using the following equation:

$$y = \frac{\text{max} - \text{min}}{1 + (IC_{50} / x)^n} + \text{min}$$

where max = total binding, min = non specific binding, x = concentration (M) of the tested compound and n = Hill slope. The inhibition dissociation constant (K_i) of each compound was
25 determined according to the method of Cheng-Prusoff and then converted into negative logarithm (pK_i) of the K_i.

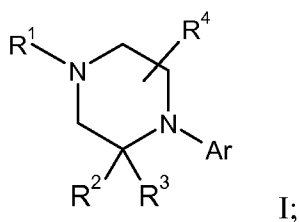
Using the above procedure, compounds of the invention were found to have affinity for the human dopamine transporter. For example, 5-[(R)-2-(2-Cyclopropyl-ethyl)-piperazin-1-yl]-1H-indazole exhibited a pK_i of approximately 7.9 using the above assay.

30 While the present invention has been described with reference to the specific embodiments thereof, it should be understood by those skilled in the art that various changes may be made and equivalents may be substituted without departing from the true spirit and scope of the invention. In addition, many modifications may be made to adapt a particular situation, material,

composition of matter, process, process step or steps, to the objective spirit and scope of the present invention. All such modifications are intended to be within the scope of the claims appended hereto.

Claims

1. A compound of formula I:



5

or a pharmaceutically acceptable salt thereof,

wherein:

m is from 1 to 3;

10

n is from 0 to 2;

Ar is: optionally substituted indolyl;

optionally substituted indazolyl;

optionally substituted azaindolyl;

15

optionally substituted azaindazolyl;

optionally substituted 2,3-dihydro-indolyl;

optionally substituted benzothiophenyl;

optionally substituted benzimidazolyl;

optionally substituted benzoxazolyl;

20

optionally substituted benzothiazolyl;

optionally substituted quinolinyl;

optionally substituted isoquinolinyl;

optionally substituted naphthalenyl; or

optionally substituted phenyl;

25

one of X, Y and Z is N and the others are CR^a, or X, Y and Z are CR^a wherein each R^a is independently hydrogen or R⁷;

R¹ is: hydrogen; C₁-C₆-alkyl; or an amine protecting group;

30

R² is: C₃-C₆-alkyl;
C₁-C₆-alkoxy-C₁-C₃-alkyl;
hydroxy-C₁₋₆alkyl;
C₃-C₆-cycloalkyl;
5 C₃-C₆-cycloalkyl-C₁-C₃-alkyl;
C₃-C₆-cycloalkyloxy-C₁-C₃-alkyl;
C₃-C₆-cycloalkyl-C₁-C₃-alkoxy-C₁-C₃-alkyl;
aryl;
heteroaryl;
10 aryloxy-C₁-C₃-alkyl;
heteroaryloxy-C₁-C₃-alkyl;
heterocyclyl; or
heterocyclyl-C₁-C₃-alkyl;

15 R³ is: hydrogen; or C₁-C₆-alkyl;

or R² and R³ together with the atom to which they are attached may form a C₃-C₆-cycloalkyl;

20 R⁴ is: hydrogen; or C₁-C₆-alkyl;

or R² and R⁴ together with the atoms to which they are attached may form a five or six-membered heterocyclic ring.

25 2. The compound of claim 1, wherein R¹ is hydrogen.

3. The compound of claim 1, wherein R³ is hydrogen.

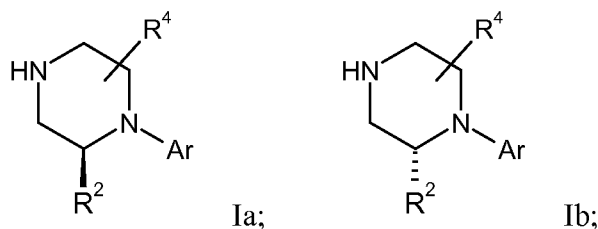
4. The compound of claim 1, wherein R⁴ is hydrogen.

30

5. The compound of claim 1, wherein R² and R³ together with the atom to which they are attached form a C₃-C₆-cycloalkyl ring.

6. The compound of claim 1, wherein R^2 and R^4 together with the atom to which they are attached form a five-membered heterocyclic ring.

7. The compound of claim 1, wherein said compound is of formula Ia or Ib



and wherein Ar, R^2 and R^4 are as recited in claim 1.

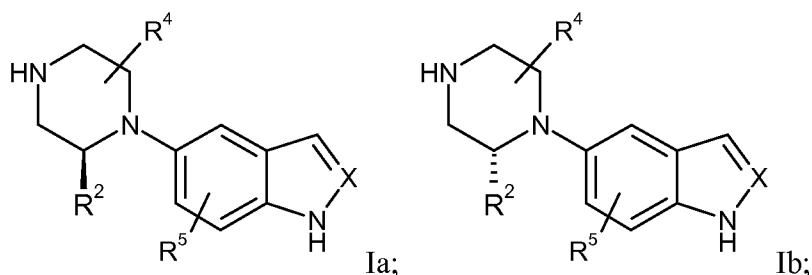
8. The compound of claim 1, wherein Ar is optionally substituted indolyl.

10 9. The compound of claim 1, wherein Ar is optionally substituted indazolyl.

10. The compound of claim 1, wherein Ar is optionally substituted benzothiophenyl.

11. The compound of claim 1, wherein said compound is of formula IIa or formula IIb:

15



wherein:

X is N or CH;

R^5 is hydrogen, halo, C_1 - C_6 -alkyl or C_1 - C_6 -alkoxy; and

20 R^2 and R^4 are as recited in claim 1.

12. The compound of claim 1, wherein R^2 is: C_3 - C_6 -alkyl; C_1 - C_6 -alkoxy- C_1 - C_3 -alkyl; hydroxy- C_1 - C_6 -alkyl; C_3 - C_6 -cycloalkyl; C_3 - C_6 -cycloalkyl- C_1 - C_3 -alkyl; C_3 - C_6 -cycloalkyloxy- C_1 - C_3 -alkyl; C_3 - C_6 -cycloalkyl- C_1 - C_3 -alkoxy- C_1 - C_3 -alkyl; aryl; heteroaryl; or heterocyclyl- C_1 - C_3 -alkyl.

25

13. The compound of claim 1, wherein R² is: C₃-C₆-alkyl; C₁-C₆-alkoxy-C₁-C₃-alkyl; hydroxy-C₁-C₆-alkyl; C₃-C₆-cycloalkyl; C₃-C₆-cycloalkyl-C₁-C₃-alkyl; C₃-C₆-cycloalkoxy-C₁-C₃-alkyl; C₃-C₆-cycloalkyl-C₁-C₃-alkoxy-C₁-C₃-alkyl; or heterocyclyl-C₁-C₃-alkyl.
- 5
14. The compound of claim 1, wherein R² is: C₃-C₆-alkyl; C₁-C₆-alkoxy-C₁-C₃-alkyl; hydroxy-C₁-C₆-alkyl; C₃-C₆-cycloalkyl-C₁-C₃-alkyl; C₃-C₆-cycloalkoxy-C₁-C₃-alkyl; C₃-C₆-cycloalkyl-C₁-C₃-alkoxy-C₁-C₃-alkyl; or heterocyclyl-C₁-C₃-alkyl.
- 10
15. The compound of claim 1, wherein R² is: C₃-C₆-alkyl; C₁-C₆-alkoxy-C₁-C₃-alkyl; hydroxy-C₁-C₆-alkyl; C₃-C₆-cycloalkyl-C₁-C₃-alkyl; C₃-C₆-cycloalkoxy-C₁-C₃-alkyl; or C₃-C₆-cycloalkyl-C₁-C₃-alkoxy-C₁-C₃-alkyl.
- 15
16. The compound of claim 1, wherein R² is: C₃-C₆-alkyl or C₃-C₆-cycloalkyl-C₁-C₃-alkyl.
17. The compound of claim 1, wherein R² is C₃-C₆-alkyl.
18. The compound of claim 1, wherein R² is C₁-C₆-alkoxy-C₁-C₃-alkyl.
- 20
20. The compound of claim 1, wherein R² is hydroxy-C₁-C₆-alkyl.
21. The compound of claim 1, wherein R² is C₃-C₆-cycloalkyl.
22. The compound of claim 1, wherein R² is C₃-C₆-cycloalkyl-C₁-C₃-alkyl.
- 25
23. The compound of claim 1, wherein R² is C₃-C₆-cycloalkoxy-C₁-C₃-alkyl.
24. The compound of claim 1, wherein R² is C₃-C₆-cycloalkyl-C₁-C₃-alkoxy-C₁-C₃-alkyl.
- 30
25. The compound of claim 1, wherein R² is optionally substituted phenyl.
26. The compound of claim 1, wherein R² is heteroaryl optionally substituted pyridinyl.

27. A pharmaceutical composition comprising a compound of claim 1 and a pharmaceutically acceptable carrier.

28. A method for treating depression, anxiety, or a combination thereof mediated by serotonin, norepinephrine or dopamine neurotransmission, or a combination thereof, said method comprising administering to a subject in need thereof an effective amount of a compound of claim 1.