

[19] Patents Registry  
The Hong Kong Special Administrative Region  
香港特別行政區  
專利註冊處

[11] 40011539 B  
EP 3511330 B1

[12] **STANDARD PATENT (R) SPECIFICATION**  
**轉錄標準專利說明書**

[21] Application no. 申請編號  
42020001526.1

[51] Int. Cl.  
C07D 471/04 (2006.01)

[22] Date of filing 提交日期  
16.01.2020

---

[54] SYNTHETIC INTERMEDIATE USEFUL IN THE PREPARATION OF TRIAZOLOPYRIDINE C-MET INHIBITORS  
可用於製備三唑並吡啶 C-MET 抑制劑的合成中間體

---

[30] Priority 優先權  
31.12.2009 CN PCT/CN2009/076321

[43] Date of publication of application 申請發表日期  
17.07.2020

[45] Date of publication of grant of patent 批予專利的發表日期  
09.04.2021

EP Application no. & date 歐洲專利申請編號及日期  
EP 19151824.0 30.12.2010

EP Publication no. & date 歐洲專利申請發表編號及日期  
EP 3511330 17.07.2019

Date of grant in designated patent office 指定專利當局批予專利日期  
30.09.2020

[73] Proprietor 專利所有人  
HUTCHISON MEDIPHARMA LIMITED  
720 Cai Lun Road Building 4  
Pudong, Shanghai 201203  
CHINA

[72] Inventor 發明人  
SU, Wei-Guo  
JIA, Hong  
DAI, Guangxiu

[74] Agent and / or address for service 代理人及/或送達地址  
CHINA PATENT AGENT (HONG KONG) LIMITED  
22/F, Great Eagle Centre, 23 Harbour Road  
Wanchai  
HONG KONG

---



(11) **EP 3 511 330 B1**

(12) **EUROPEAN PATENT SPECIFICATION**

(45) Date of publication and mention of the grant of the patent:  
**30.09.2020 Bulletin 2020/40**

(51) Int Cl.:  
**C07D 471/04 (2006.01)**

(21) Application number: **19151824.0**

(22) Date of filing: **30.12.2010**

(54) **SYNTHETIC INTERMEDIATE USEFUL IN THE PREPARATION OF TRIAZOLOPYRIDINE C-MET INHIBITORS**

SYNTHETISCHES ZWISCHENPRODUKT ZUR HERSTELLUNG VON TRIAZOLOPYRIDIN C-MET HEMMERN

INTERMÉDIAIRE SYNTHÉTIQUE POUR LA PRÉPARATION DES DÉRIVÉS TRIAZOLOPYRIDINE UTILES COMME INHIBITEURS DE C-MET

(84) Designated Contracting States:  
**AL AT BE BG CH CY CZ DE DK EE ES FI FR GB GR HR HU IE IS IT LI LT LU LV MC MK MT NL NO PL PT RO RS SE SI SK SM TR**  
Designated Extension States:  
**BA ME**

(30) Priority: **31.12.2009 PCT/CN2009/076321**

(43) Date of publication of application:  
**17.07.2019 Bulletin 2019/29**

(62) Document number(s) of the earlier application(s) in accordance with Art. 76 EPC:  
**15170608.2 / 2 966 075**  
**13198224.1 / 2 719 699**  
**10840591.1 / 2 519 524**

(73) Proprietor: **Hutchison Medipharma Limited**  
**Pudong, Shanghai 201203 (CN)**

(72) Inventors:  
• **SU, Wei-Guo**  
**Pudong, Shanghai 201203 (CN)**  
• **JIA, Hong**  
**Pudong, Shanghai 201203 (CN)**  
• **DAI, Guangxiu**  
**Pudong, Shanghai 201203 (CN)**

(74) Representative: **AstraZeneca**  
**Milstein Building**  
**Granta Park**  
**Cambridge CB21 6GH (GB)**

(56) References cited:  
**WO-A1-2005/004607 WO-A1-2007/132308**

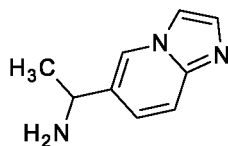
**EP 3 511 330 B1**

Note: Within nine months of the publication of the mention of the grant of the European patent in the European Patent Bulletin, any person may give notice to the European Patent Office of opposition to that patent, in accordance with the Implementing Regulations. Notice of opposition shall not be deemed to have been filed until the opposition fee has been paid. (Art. 99(1) European Patent Convention).

## Description

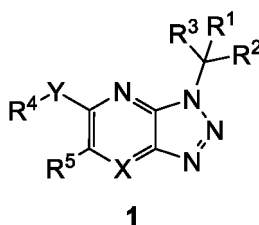
**[0001]** The c-Met protein, also known as the hepatocyte growth factor (HGF) receptor, is a transmembrane 190 kDa heterodimer with tyrosine kinase activity, encoded by the c-met oncogene. The HGF/c-Met signalling pathway has been shown to demonstrate various cellular responses, including mitogenic, proliferative, morphogenic and angiogenic activities. The inhibition of the HGF/c-Met pathway has significant potential for the treatment of cancer.

**[0002]** According to an aspect of the specification is provided a compound of the formula:



or an acid addition salt thereof.

**[0003]** Disclosed herein is at least one compound of formula 1:



and/or at least one pharmaceutically acceptable salt thereof wherein

X is N, Y is selected from -O-, -S-, and -N(R<sup>7</sup>)- and R<sup>1</sup> is selected from aryl and heteroaryl, each of which is optionally substituted with one or more groups selected from halo, -CF<sub>3</sub>, -CF<sub>2</sub>H, cycloalkyl, -C(O)R<sup>11</sup>, -C(O)OR<sup>11</sup>, -CN, -C(O)NR<sup>13</sup>R<sup>14</sup>, -NR<sup>13</sup>R<sup>14</sup>, -NR<sup>13</sup>C(O)R<sup>11</sup>, -NR<sup>13</sup>S(O)<sub>n</sub>R<sup>12</sup>, -NR<sup>13</sup>S(O)<sub>n</sub>NR<sup>13</sup>R<sup>14</sup>, -NR<sup>13</sup>C(O)OR<sup>12</sup>, -NR<sup>13</sup>C(O)NR<sup>13</sup>R<sup>14</sup>, -NO<sub>2</sub>, -S(O)<sub>n</sub>R<sup>12</sup>, -S(O)<sub>n</sub>NR<sup>13</sup>R<sup>14</sup>, heterocycle, heteroaryl, aryl, alkenyl, alkynyl, lower alkyl, lower alkyl substituted with hydroxy, lower alkyl substituted with lower alkoxy, lower alkyl substituted with -NR<sup>13</sup>R<sup>14</sup>, and lower alkyl substituted with heterocycle; or

X is N, Y is absent and R<sup>1</sup> is a fused bicyclic heteroaryl optionally substituted with one or more groups selected from halo, -CF<sub>3</sub>, -CF<sub>2</sub>H, cycloalkyl, -C(O)R<sup>11</sup>, -C(O)OR<sup>11</sup>, -CN, -C(O)NR<sup>13</sup>R<sup>14</sup>, -NR<sup>13</sup>R<sup>14</sup>, -NR<sup>13</sup>C(O)R<sup>11</sup>, -NR<sup>13</sup>S(O)<sub>n</sub>R<sup>12</sup>, -NR<sup>13</sup>S(O)<sub>n</sub>NR<sup>13</sup>R<sup>14</sup>, -NR<sup>13</sup>C(O)OR<sup>12</sup>, -NR<sup>13</sup>C(O)NR<sup>13</sup>R<sup>14</sup>, -NO<sub>2</sub>, -S(O)<sub>n</sub>R<sup>12</sup>, -S(O)<sub>n</sub>NR<sup>13</sup>R<sup>14</sup>, heterocycle, heteroaryl, aryl, alkenyl, alkynyl, lower alkyl, lower alkyl substituted with hydroxy, lower alkyl substituted with lower alkoxy, lower alkyl substituted with -NR<sup>13</sup>R<sup>14</sup>, and lower alkyl substituted with heterocycle; or

X is C(R<sup>6</sup>), Y is selected from -O-, -S-, and -N(R<sup>7</sup>)- or Y is absent, and R<sup>1</sup> is heteroaryl optionally substituted with one or more groups selected from halo, -CF<sub>3</sub>, -CF<sub>2</sub>H, cycloalkyl, -C(O)R<sup>11</sup>, -C(O)OR<sup>11</sup>, -CN, -C(O)NR<sup>13</sup>R<sup>14</sup>, -NR<sup>13</sup>R<sup>14</sup>, -NR<sup>13</sup>C(O)R<sup>11</sup>, -NR<sup>13</sup>S(O)<sub>n</sub>R<sup>12</sup>, -NR<sup>13</sup>S(O)<sub>n</sub>NR<sup>13</sup>R<sup>14</sup>, -NR<sup>13</sup>C(O)OR<sup>12</sup>, -NR<sup>13</sup>C(O)NR<sup>13</sup>R<sup>14</sup>, -NO<sub>2</sub>, -S(O)<sub>n</sub>R<sup>12</sup>, -S(O)<sub>n</sub>NR<sup>13</sup>R<sup>14</sup>, heterocycle, heteroaryl, aryl, alkenyl, alkynyl, lower alkyl, lower alkyl substituted with hydroxy, lower alkyl substituted with lower alkoxy, lower alkyl substituted with -NR<sup>13</sup>R<sup>14</sup>, and lower alkyl substituted with heterocycle;

R<sup>2</sup> and R<sup>3</sup> are independently selected from hydrogen and alkyl, or R<sup>2</sup> and R<sup>3</sup>, together with the carbon to which they are attached, form a ring chosen from 3- to 7-membered cycloalkyl and 3- to 7-membered heterocycle;

R<sup>4</sup> is selected from halo, alkyl, cycloalkyl, heterocycle, aryl and heteroaryl, each of which, except for halo, is optionally substituted with one or more groups selected from

lower alkyl optionally substituted with one or more groups selected from hydroxy, lower alkoxy, cyano, halo, -C(O)OR<sup>11</sup>, -C(O)NR<sup>13</sup>R<sup>14</sup>, -NR<sup>13</sup>R<sup>14</sup>, -OC(O)R<sup>11</sup>, -NR<sup>13</sup>C(O)R<sup>11</sup>, -NR<sup>13</sup>S(O)<sub>n</sub>R<sup>12</sup>, -NR<sup>13</sup>S(O)<sub>n</sub>NR<sup>13</sup>R<sup>14</sup>, -NR<sup>13</sup>C(O)OR<sup>12</sup>, and -NR<sup>13</sup>C(O)NR<sup>13</sup>R<sup>14</sup>,

lower alkoxy optionally substituted with one or more groups selected from halo, hydroxy, and lower alkoxy,

cycloalkoxy optionally substituted with one or more groups selected from halo, hydroxy, and lower alkoxy,

heterocycloalkoxy optionally substituted with one or more groups selected from halo, hydroxy, and lower alkoxy,

heterocycle optionally substituted with one or more groups selected from lower alkyl, halo, hydroxy, and lower alkoxy,

heteroaryloxy optionally substituted with one or more groups selected from lower alkyl, halo, hydroxy, and lower

alkoxy,

aryl optionally substituted with one or more groups selected from lower alkyl, halo, hydroxy, and lower alkoxy, heteroaryl optionally substituted with one or more groups selected from lower alkyl, halo, hydroxy, and lower alkoxy, halo, cyano, -C(O)R<sup>11</sup>, -C(O)OR<sup>11</sup>, -NR<sup>13</sup>R<sup>14</sup>, -NR<sup>13</sup>C(O)R<sup>11</sup>, -NR<sup>13</sup>S(O)<sub>n</sub>R<sup>12</sup>, -NR<sup>13</sup>S(O)<sub>n</sub>NR<sup>13</sup>R<sup>14</sup>,  
5 -NR<sup>13</sup>C(O)OR<sup>12</sup>, -NR<sup>13</sup>C(O)NR<sup>13</sup>R<sup>14</sup>, -C(O)NR<sup>13</sup>R<sup>14</sup>, -S(O)<sub>n</sub>R<sup>12</sup>, and -S(O)<sub>n</sub>NR<sup>13</sup>R<sup>14</sup>.

R<sup>5</sup> is selected from hydrogen, halo, OH, NH<sub>2</sub>, CF<sub>3</sub>, -CF<sub>2</sub>H, alkyl, alkenyl, and alkynyl;

R<sup>6</sup> is selected from hydrogen, -OH, -NH<sub>2</sub>, -NHC(O)R<sup>11</sup>, halo and alkyl;

R<sup>7</sup> is selected from hydrogen and lower alkyl;

each n is independently 0, 1, or 2;

R<sup>11</sup>, R<sup>12</sup>, R<sup>13</sup>, and R<sup>14</sup> are independently selected from hydrogen, alkyl, alkenyl, alkynyl, cycloalkyl, aryl, heteroaryl, and heterocycle, each of which except for hydrogen, is optionally substituted with one or more groups selected from halo, lower alkyl, hydroxy, and lower alkoxy, or R<sup>13</sup> and R<sup>14</sup>, with the nitrogen to which they are attached, combine to form a heterocycle ring, which is optionally substituted with one or more groups selected from halo, lower alkyl, hydroxy, and lower alkoxy and further optionally includes one or two additional heteroatoms in the heterocycle ring  
15 wherein the one or two additional heteroatoms are selected from -O-, -S-, and -N(R<sup>15</sup>)-; and

R<sup>15</sup> is selected from hydrogen, lower alkyl, -C(O)R<sup>11</sup>, -C(O)OR<sup>11</sup>, -C(O)NR<sup>13</sup>R<sup>14</sup>, -S(O)<sub>n</sub>R<sup>12</sup>, and -S(O)<sub>n</sub>NR<sup>13</sup>R<sup>14</sup> provided that

R<sup>1</sup> is not optionally substituted phenyl or optionally substituted 4-pyridinyl;

when X is N, R<sup>2</sup> is hydrogen or methyl, R<sup>3</sup> and R<sup>5</sup> are hydrogen, and Y is absent, then R<sup>1</sup> is not quinolin-6-yl, 7-fluoroquinolin-6-yl, 3-quinazolin-6-yl, 2-3-dihydro-benzofuran-5-yl, or 2,3-dihydro-benzo[1,4]dioxin-6-yl; and  
20 when X is N, R<sup>2</sup>, R<sup>3</sup> and R<sup>5</sup> are hydrogen, and Y is -O- or -N(R<sup>7</sup>)-, and R<sup>1</sup> is quinolin-6-yl, 7-fluoroquinolin-6-yl, 3-quinazolin-6-yl, 2-3-dihydro-benzofuran-5-yl, or 2,3-dihydro-benzo[1,4]dioxin-6-yl; then R<sup>4</sup> is optionally substituted heteroaryl.

25 **[0004]** Also disclosed herein is a composition comprising at least one compound and/or at least one pharmaceutically acceptable salt described herein and at least one pharmaceutically acceptable carrier.

**[0005]** As used in the present specification, the following words, phrases and symbols are generally intended to have the meanings as set forth below, except to the extent that the context in which they are used indicates otherwise. The following abbreviations and terms have the indicated meanings throughout:

30 **[0006]** A dash ("-") that is not between two letters or symbols is used to indicate a point of attachment for a substituent. For example, -CONH<sub>2</sub> is attached through the carbon atom.

**[0007]** The term "alkyl" herein refers to a straight or branched hydrocarbon, containing 1-10 carbon atoms. Examples of alkyl groups include, but are not limited to, methyl, ethyl, *n*-propyl, *i*-propyl, *n*-butyl, *i*-butyl, and *t*-butyl. "Lower alkyl" refers to a straight or branched hydrocarbon, containing 1-4 carbon atoms.

35 **[0008]** By "alkoxy" is meant a straight or branched alkyl group of the indicated number of carbon atoms attached through an oxygen bridge such as, for example, methoxy, ethoxy, propoxy, isopropoxy, *n*-butoxy, *sec*-butoxy, *tert*-butoxy, pentoxy, 2-pentyloxy, isopentoxy, neopentoxy, hexoxy, 2-hexoxy, 3-hexoxy, 3-methylpentoxy, and the like. Alkoxy groups will usually have from 1 to 6 carbon atoms attached through the oxygen bridge. "Lower alkoxy" refers to a straight or branched alkoxy, wherein the alkyl portion contains 1-4 carbon atoms.

40 **[0009]** The term "alkenyl" herein refers to a C<sub>2-10</sub> straight or branched hydrocarbon, containing one or more C=C double bonds. Examples of alkenyl groups include, but are not limited to, vinyl, 2-propenyl, and 2-butenyl.

**[0010]** The term "alkynyl" herein refers to a C<sub>2-10</sub> straight or branched hydrocarbon, containing one or more C≡C triple bonds. Examples of alkynyl groups include, but are not limited to, ethynyl, 2-propynyl, and 2-butylnyl.

45 **[0011]** The term "cycloalkyl" refers to a saturated and partially unsaturated cyclic hydrocarbon group having 3 to 12 carbons. Examples of cycloalkyl groups include, but are not limited to, cyclopropyl, cyclobutyl, cyclopentyl, cyclopentenyl, cyclohexyl, cyclohexenyl, cycloheptyl, and cyclooctyl. The ring may be saturated or have one or more double bonds (i.e. partially unsaturated), but not fully conjugated.

**[0012]** "Aryl" encompasses:

50 5- and 6-membered carbocyclic aromatic rings, for example, benzene;

bicyclic ring systems wherein at least one ring is carbocyclic and aromatic, for example, naphthalene, indane, and 1,2,3,4-tetrahydroquinoline; and

tricyclic ring systems wherein at least one ring is carbocyclic and aromatic, for example, fluorene.

55 **[0013]** For example, aryl includes 5- and 6-membered carbocyclic aromatic rings fused to a 5- to 7-membered heterocyclic ring containing one or more heteroatoms selected from N, O, and S, provided that the point of attachment is at the carbocyclic aromatic ring. Bivalent radicals formed from substituted benzene derivatives and having the free valences at ring atoms are named as substituted phenylene radicals. Bivalent radicals derived from univalent polycyclic hydro-

carbon radicals whose names end in "-yl" by removal of one hydrogen atom from the carbon atom with the free valence are named by adding "-idene" to the name of the corresponding univalent radical, e.g., a naphthyl group with two points of attachment is termed naphthylidene. Aryl, however, does not encompass or overlap in any way with heteroaryl, separately defined below. Hence, if one or more carbocyclic aromatic rings are fused with a heterocyclic aromatic ring,

the resulting ring system is heteroaryl, not aryl, as defined herein.

**[0014]** The term "halo" includes fluoro, chloro, bromo, and iodo, and the term "halogen" includes fluorine, chlorine, bromine, and iodine.

**[0015]** The term "heteroaryl" refers to

5- to 8-membered aromatic, monocyclic rings containing one or more, for example, from 1 to 4, or, in some embodiments of the disclosure, from 1 to 3, heteroatoms selected from N, O, and S, with the remaining ring atoms being carbon; 8- to 12-membered bicyclic rings containing one or more, for example, from 1 to 4, or, in some embodiments of the disclosure, from 1 to 3, heteroatoms selected from N, O, and S, with the remaining ring atoms being carbon and wherein at least one heteroatom is present in an aromatic ring; and

11- to 14-membered tricyclic rings containing one or more, for example, from 1 to 4, or in some embodiments of the disclosure, from 1 to 3, heteroatoms selected from N, O, and S, with the remaining ring atoms being carbon and wherein at least one heteroatom is present in an aromatic ring.

**[0016]** For example, heteroaryl includes a 5- to 7-membered heterocyclic aromatic ring fused to a 5- to 7-membered cycloalkyl ring. For such fused, bicyclic heteroaryl ring systems wherein only one of the rings contains one or more heteroatoms, the point of attachment may be at the heteroaromatic ring or the cycloalkyl ring.

**[0017]** When the total number of S and O atoms in the heteroaryl group exceeds 1, those heteroatoms are not adjacent to one another. In some embodiments of the disclosure, the total number of S and O atoms in the heteroaryl group is not more than 2. In some embodiments of the disclosure, the total number of S and O atoms in the aromatic heterocycle is not more than 1.

**[0018]** Examples of heteroaryl groups include, but are not limited to, (as numbered from the linkage position assigned priority 1), 2-pyridyl, 3-pyridyl, 4-pyridyl, 2,3-pyrazinyl, 3,4-pyrazinyl, 2,4-pyrimidinyl, 3,5-pyrimidinyl, 1-pyrazolyl, 2,3-pyrazolyl, 2,4-imidazolyl, isoxazolyl, oxazolyl, thiazolyl, thiadiazolyl, tetrazolyl, thienyl, benzothienyl, furyl, benzofuryl, benzoimidazolyl, indolyl, pyridizyl, triazolyl, quinolyl, pyrazolyl, and 5,6,7,8-tetrahydroisoquinoline.

**[0019]** Bivalent radicals derived from univalent heteroaryl radicals whose names end in "-yl" by removal of one hydrogen atom from the atom with the free valence are named by adding "-idene" to the name of the corresponding univalent radical, e.g., a pyridyl group with two points of attachment is a pyridylidene. Heteroaryl does not encompass or overlap with aryl as defined above.

**[0020]** Substituted heteroaryl also includes ring systems substituted with one or more oxide (-O-) substituents, such as pyridinyl N-oxides.

**[0021]** By "heterocycle" is meant a single aliphatic ring, usually with 3 to 7 ring atoms, containing at least 2 carbon atoms in addition to 1-3 heteroatoms independently selected from oxygen, sulfur, and nitrogen, as well as combinations comprising at least one of the foregoing heteroatoms. "Heterocycle" also refers to 5- to 7-membered heterocyclic ring containing one or more heteroatoms selected from N, O, and S fused with 5- and 6-membered carbocyclic aromatic ring, provided that the point of attachment is at the heterocyclic ring. The rings may be saturated or have one or more double bonds (i.e. partially unsaturated). The heterocycle can be substituted by oxo. The point of the attachment may be carbon or heteroatom in the heterocyclic ring.

**[0022]** Suitable heterocycles include, for example (as numbered from the linkage position assigned priority 1), 1-pyrrolidinyl, 2-pyrrolidinyl, 2,4-imidazolidinyl, 2,3-pyrazolidinyl, 1-piperidinyl, 2-piperidinyl, 3-piperidinyl, 4-piperidinyl, and 2,5-piperazinyl. Morpholinyl groups are also contemplated, including 2-morpholinyl and 3-morpholinyl (numbered wherein the oxygen is assigned priority 1). Substituted heterocycle also includes ring systems substituted with one or more oxo moieties, such as piperidinyl N-oxide, morpholinyl-N-oxide, 1-oxo-1-thiomorpholinyl and 1,1-dioxo-1-thiomorpholinyl.

**[0023]** By "optional" or "optionally" is meant that the subsequently described event or circumstance may or may not occur, and that the description includes instances where the event or circumstance occurs and instances in which it does not. For example, "optionally substituted alkyl" encompasses both "alkyl" and "substituted alkyl" as defined below. It will be understood by those skilled in the art, with respect to any group containing one or more substituents, that such groups are not intended to introduce any substitution or substitution patterns that are sterically impractical, synthetically non-feasible and/or inherently unstable.

**[0024]** The term "substituted", as used herein, means that any one or more hydrogens on the designated atom or group is replaced with a selection from the indicated group, provided that the designated atom's normal valence is not exceeded. When a substituent is oxo (i.e., =O) then 2 hydrogens on the atom are replaced. Combinations of substituents and/or variables are permissible only if such combinations result in stable compounds or useful synthetic intermediates. A stable compound or stable structure is meant to imply a compound that is sufficiently robust to survive isolation from a reaction mixture, and subsequent formulation as an agent having at least practical utility. Unless otherwise specified, substituents are named into the core structure. For example, it is to be understood that when (cycloalkyl)alkyl is listed

as a possible substituent, the point of attachment of this substituent to the core structure is in the alkyl portion.

**[0025]** In some embodiments of the disclosure, "substituted with one or more groups" refers to two hydrogens on the designated atom or group being independently replaced with two selections from the indicated group of substituents. In some embodiments of the disclosure, "substituted with one or more groups" refers to three hydrogens on the designated atom or group being independently replaced with three selections from the indicated group of substituents. In some embodiments of the disclosure, "substituted with one or more groups" refers to four hydrogens on the designated atom or group being independently replaced with four selections from the indicated group of substituents.

**[0026]** Compounds described herein include, but are not limited to, their optical isomers, racemates, and other mixtures thereof. In those situations, the single enantiomers or diastereomers, i.e., optically active forms, can be obtained by asymmetric synthesis or by resolution of the racemates or mixtures of diastereomers. Resolution of the racemates or mixtures of diastereomers can be accomplished, for example, by conventional methods such as crystallization in the presence of a resolving agent, or chromatography, using, for example a chiral high-pressure liquid chromatography (HPLC) column. In addition, such compounds include Z- and E- forms (or *cis*- and *trans*- forms) of compounds with carbon-carbon double bonds. Where compounds described herein exist in various tautomeric forms, the term "compound" is intended to include all tautomeric forms of the compound. Such compounds also include crystal forms including polymorphs and clathrates. Similarly, the term "salt" is intended to include all isomers, racemates, other mixtures, Z- and E-forms, tautomeric forms and crystal forms of the salt of the compound.

**[0027]** "Pharmaceutically acceptable salts" include, but are not limited to salts with inorganic acids, such as hydrochlorate, phosphate, diphosphate, hydrobromate, sulfate, sulfinate, nitrate, and like salts; as well as salts with an organic acid, such as malate, maleate, fumarate, tartrate, succinate, citrate, acetate, lactate, methanesulfonate, p-toluenesulfonate, 2-hydroxyethylsulfonate, benzoate, salicylate, stearate, and alkanolate such as acetate, HOOC-(CH<sub>2</sub>)<sub>n</sub>-COOH where n is 0-4, and like salts. Similarly, pharmaceutically acceptable cations include, but are not limited to sodium, potassium, calcium, aluminum, lithium, and ammonium.

**[0028]** In addition, if a compound described herein is obtained as an acid addition salt, the free base can be obtained by basifying a solution of the acid salt. Conversely, if the product is a free base, an addition salt, particularly a pharmaceutically acceptable addition salt, may be produced by dissolving the free base in a suitable organic solvent and treating the solution with an acid, in accordance with conventional procedures for preparing acid addition salts from base compounds. Those skilled in the art will recognize various synthetic methodologies that may be used to prepare non-toxic pharmaceutically acceptable addition salts.

**[0029]** A "solvate," such as a "hydrate," is formed by the interaction of a solvent and a compound. The term "compound" is intended to include solvates, including hydrates, of compounds. Similarly, "salts" includes solvates, such as hydrates, of salts. Suitable solvates are pharmaceutically acceptable solvates, such as hydrates, including monohydrates and hemi-hydrates.

**[0030]** A "chelate" is formed by the coordination of a compound to a metal ion at two (or more) points. The term "compound" is intended to include chelates of compounds. Similarly, "salts" includes chelates of salts.

**[0031]** A "non-covalent complex" is formed by the interaction of a compound and another molecule wherein a covalent bond is not formed between the compound and the molecule. For example, complexation can occur through van der Waals interactions, hydrogen bonding, and electrostatic interactions (also called ionic bonding). Such non-covalent complexes are included in the term "compound".

**[0032]** The term "hydrogen bond" refers to a form of association between an electronegative atom (also known as a hydrogen bond acceptor) and a hydrogen atom attached to a second, relatively electronegative atom (also known as a hydrogen bond donor). Suitable hydrogen bond donor and acceptors are well understood in medicinal chemistry (G. C. Pimentel and A. L. McClellan, *The Hydrogen Bond*, Freeman, San Francisco, 1960; R. Taylor and O. Kennard, "Hydrogen Bond Geometry in Organic Crystals", *Accounts of Chemical Research*, 17, pp. 320-326 (1984)).

**[0033]** As used herein the terms "group", "radical" or "fragment" are synonymous and are intended to indicate functional groups or fragments of molecules attachable to a bond or other fragments of molecules.

**[0034]** The term "active agent" is used to indicate a chemical substance which has biological activity. In some embodiments of the disclosure, an "active agent" is a chemical substance having pharmaceutical utility.

**[0035]** "Treating" or "treatment" or "alleviation" refers to administering at least one compound and/or at least one pharmaceutically acceptable salt described herein to a subject that has cancer, or has a symptom of cancer, or has a predisposition toward cancer, with the purpose to cure, heal, alleviate, relieve, alter, remedy, ameliorate, improve, or affect cancer, the symptoms of cancer, or the predisposition toward cancer.

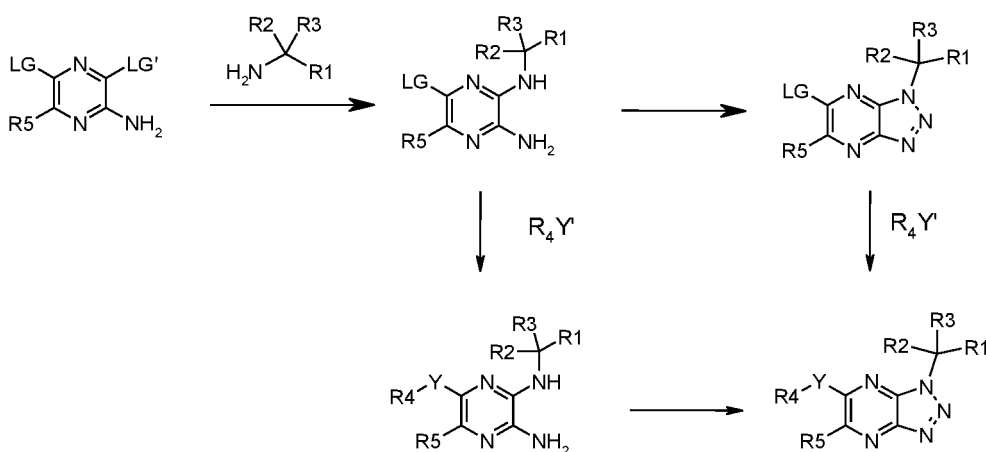
**[0036]** The term "effective amount" refers to an amount of at least one compound and/or at least one pharmaceutically acceptable salt described herein effective to "treat" a disease or disorder in a subject. In the case of cancer, the effective amount may cause any of the changes observable or measurable in a subject as described in the definition of "treating," "treatment" and "alleviation" above. For example, the effective amount can reduce the number of cancer or tumor cells; reduce the tumor size; inhibit or stop tumor cell infiltration into peripheral organs including, for example, the spread of tumor into soft tissue and bone; inhibit and stop tumor metastasis; inhibit and stop tumor growth; relieve to some extent

one or more of the symptoms associated with the cancer, reduce morbidity and mortality; improve quality of life; or a combination of such effects. An effective amount may be an amount sufficient to decrease the symptoms of a disease responsive to inhibition of c-Met activity. For cancer therapy, efficacy in vivo can, for example, be measured by assessing the duration of survival, time to disease progression (TTP), the response rates (RR), duration of response, and/or quality of life. Effective amounts may vary, as recognized by those skilled in the art, depending on route of administration, excipient usage, and co-usage with other agents.

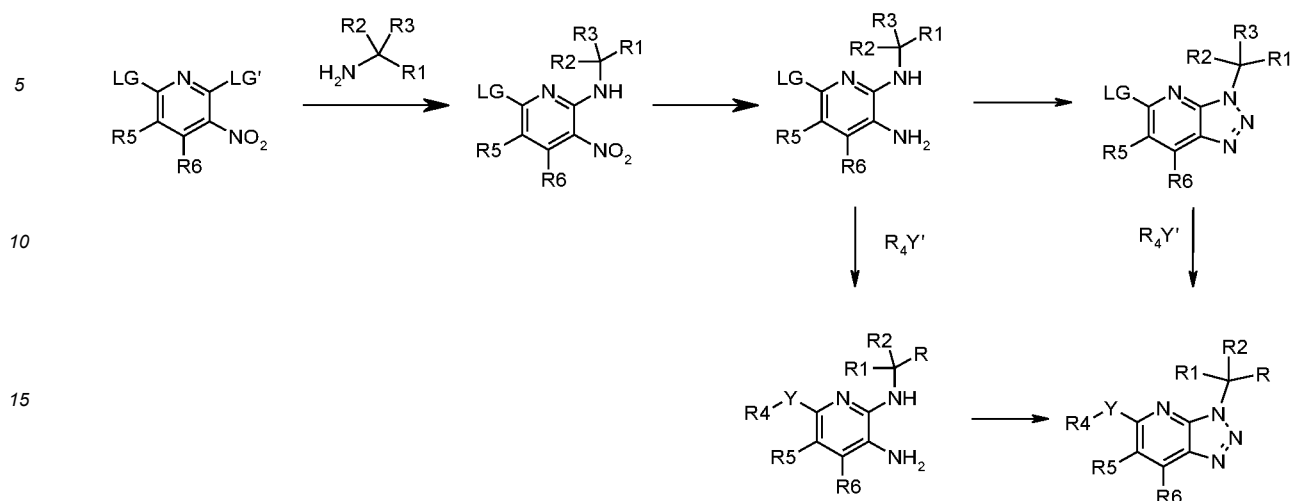
**[0037]** The term "inhibition" indicates a decrease in the baseline activity of a biological activity or process. "Inhibition of c-Met activity" refers to a decrease in the activity of c-Met as a direct or indirect response to the presence of at least one at least one compound and/or at least one pharmaceutically acceptable salt described herein, relative to the activity of c-Met in the absence of the at least one compound and/or the at least one pharmaceutically acceptable salt thereof. The decrease in activity may be due to the direct interaction of the at least one compound and/or at least one pharmaceutically acceptable salt described herein with c-Met, or due to the interaction of the at least one compound and/or at least one pharmaceutically acceptable salt described herein, with one or more other factors that in turn affect c-Met activity. For example, the presence of at least one compound and/or at least one pharmaceutically acceptable salt described herein, may decrease c-Met activity by directly binding to the c-Met, by causing (directly or indirectly) another factor to decrease c-Met activity, or by (directly or indirectly) decreasing the amount of c-Met present in the cell or organism.

**[0038]** The compounds described herein, and/or the pharmaceutically acceptable salts thereof, can be synthesized from commercially available starting materials by methods well known in the art. The following schemes illustrate methods for most of compound preparation. In each of the schemes, LG and LG' are leaving groups that can be same or different. Y' is -NHR<sup>7</sup>, -OH, -SH, -B(OH)<sub>2</sub>, or B(OR')<sub>2</sub>, and R<sup>1</sup>, R<sup>2</sup>, R<sup>3</sup>, R<sup>4</sup>, R<sup>5</sup> and Y are as defined herein.

## Scheme I



Scheme II



**[0039]** The compounds thus obtained can be further modified at their peripheral positions to provide the desired compounds. Synthetic chemistry transformations are described, for example, in R. Larock, *Comprehensive Organic Transformations*, VCH Publishers (1989); T.W. Greene and P.G.M. Wuts, *Protective Groups in Organic Synthesis*, 3rd Ed., John Wiley and Sons (1999); L. Fieser and M. Fieser, *Fieser and Fieser's Reagents for Organic Synthesis*, John Wiley and Sons (1994); and L. Paquette, ed., *Encyclopedia of Reagents for Organic Synthesis*, John Wiley and Sons (1995) and subsequent editions thereof.

**[0040]** Before use, the at least one compound and/or at least one pharmaceutically acceptable salt described herein, can be purified by column chromatography, high performance liquid chromatography, crystallization, or other suitable methods.

**[0041]** Also provided is a composition containing at least one compound and/or at least one pharmaceutically acceptable salt described herein, and at least one pharmaceutically acceptable carrier.

**[0042]** A composition comprising at least one compound and/or at least one pharmaceutically acceptable salt described herein, can be administered in various known manners, such as orally, parenterally, by inhalation spray, or via an implanted reservoir. The term "parenteral" as used herein includes subcutaneous, intracutaneous, intravenous, intramuscular, intraarticular, intraarterial, intrasynovial, intrasternal, intrathecal, intralesional and intracranial injection or infusion techniques.

**[0043]** An oral composition can be any orally acceptable dosage form including, but not limited to, tablets, capsules, emulsions, and aqueous suspensions, dispersions and solutions. Commonly used carriers for tablets include lactose and corn starch. Lubricating agents, such as magnesium stearate, are also typically added to tablets. For oral administration in a capsule form, useful diluents include lactose and dried corn starch. When aqueous suspensions or emulsions are administered orally, the active ingredient can be suspended or dissolved in an oily phase combined with emulsifying or suspending agents. If desired, certain sweetening, flavoring, or coloring agents can be added.

**[0044]** A sterile injectable composition (e.g., aqueous or oleaginous suspension) can be formulated according to techniques known in the art using suitable dispersing or wetting agents (such as, for example, Tween 80) and suspending agents. The sterile injectable preparation can also be a sterile injectable solution or suspension in a non-toxic parenterally acceptable diluent or solvent, for example, as a solution in 1,3-butanediol. Among the pharmaceutically acceptable vehicles and solvents that can be employed are mannitol, water, Ringer's solution and isotonic sodium chloride solution. In addition, sterile, fixed oils are conventionally employed as a solvent or suspending medium (e.g., synthetic mono- or di-glycerides). Fatty acids, such as oleic acid and its glyceride derivatives are useful in the preparation of injectables, as are natural pharmaceutically-acceptable oils, such as olive oil or castor oil, especially in their polyoxyethylated versions. These oil solutions or suspensions can also contain a long-chain alcohol diluent or dispersant, or carboxymethyl cellulose or similar dispersing agents.

**[0045]** An inhalation composition can be prepared according to techniques well known in the art of pharmaceutical formulation and can be prepared as solutions in saline, employing benzyl alcohol or other suitable preservatives, absorption promoters to enhance bioavailability, fluorocarbons, and/or other solubilizing or dispersing agents known in the art.

**[0046]** A topical composition can be formulated in form of oil, cream, lotion, ointment and the like. Suitable carriers for the composition include vegetable or mineral oils, white petrolatum (white soft paraffin), branched chain fats or oils, animal fats and high molecular weight alcohols (greater than C<sub>12</sub>). In some embodiments of the disclosure, the phar-

maceutically acceptable carrier is one in which the active ingredient is soluble. Emulsifiers, stabilizers, humectants and antioxidants may also be included as well as agents imparting color or fragrance, if desired. Additionally, transdermal penetration enhancers may be employed in these topical formulations. Examples of such enhancers can be found in U.S. Patents 3,989,816 and 4,444,762.

5 **[0047]** Creams may be formulated from a mixture of mineral oil, self-emulsifying beeswax and water in which mixture the active ingredient, dissolved in a small amount of an oil, such as almond oil, is admixed. An example of such a cream is one which includes about 40 parts water, about 20 parts beeswax, about 40 parts mineral oil and about 1 part almond oil. Ointments may be formulated by mixing a solution of the active ingredient in a vegetable oil, such as almond oil, with warm soft paraffin and allowing the mixture to cool. An example of such an ointment is one which includes about 30%  
10 by weight almond and about 70% by weight white soft paraffin.

**[0048]** A pharmaceutically acceptable carrier refers to a carrier that is compatible with active ingredients of the composition (and in some embodiments of the disclosure, capable of stabilizing the active ingredients) and not deleterious to the subject to be treated. For example, solubilizing agents, such as cyclodextrins (which form specific, more soluble complexes with the at least one compound and/or at least one pharmaceutically acceptable salt described herein), can be utilized as pharmaceutical excipients for delivery of the active ingredients. Examples of other carriers include colloidal  
15 silicon dioxide, magnesium stearate, cellulose, sodium lauryl sulfate, and pigments such as D&C Yellow # 10.

**[0049]** Suitable *in vitro* assays can be used to preliminarily evaluate the efficacy of the at least one compound and/or at least one pharmaceutically acceptable salt described herein, in inhibiting the activity of c-Met. The at least one compound and/or at least one pharmaceutically acceptable salt described herein, can further be examined for efficacy  
20 in treating cancer by *in vivo* assays. For example, the compounds described herein, and/or the pharmaceutically acceptable salts thereof, can be administered to an animal (e.g., a mouse model) having cancer and its therapeutic effects can be accessed. Based on the results, an appropriate dosage range and administration route for animals, such as humans, can also be determined.

**[0050]** Also described is a method of inhibiting the activity of c-Met. The method comprises contacting the receptor with an amount of at least one compound and/or at least one pharmaceutically acceptable salt described herein effective  
25 to inhibit the activity of c-Met.

**[0051]** The at least one compound and/or at least one pharmaceutically acceptable salt described herein can be used to achieve a beneficial therapeutic or prophylactic effect, for example, in subjects with cancer. As used herein, the term "cancer" refers to a cellular disorder characterized by uncontrolled or dysregulated cell proliferation, decreased cellular  
30 differentiation, inappropriate ability to invade surrounding tissue, and/or ability to establish new growth at ectopic sites. The term "cancer" includes, but is not limited to, solid tumors and bloodborne tumors. The term "cancer" encompasses diseases of skin, tissues, organs, bone, cartilage, blood, and vessels. The term "cancer" further encompasses primary and metastatic cancers.

**[0052]** Non-limiting examples of solid tumors include pancreatic cancer; bladder cancer; colorectal cancer; breast cancer, including metastatic breast cancer; prostate cancer, including androgen-dependent and androgen-independent  
35 prostate cancer; renal cancer, including, e.g., metastatic renal cell carcinoma; hepatocellular cancer; lung cancer, including, e.g., non-small cell lung cancer (NSCLC), bronchioloalveolar carcinoma (BAC), and adenocarcinoma of the lung; ovarian cancer, including, e.g., progressive epithelial or primary peritoneal cancer; cervical cancer; gastric cancer; esophageal cancer; head and neck cancer, including, e.g., squamous cell carcinoma of the head and neck; skin cancer,  
40 including e.g., malignant melanoma; neuroendocrine cancer, including metastatic neuroendocrine tumors; brain tumors, including, e.g., glioma, anaplastic oligodendroglioma, adult glioblastoma multiforme, and adult anaplastic astrocytoma; bone cancer; soft tissue sarcoma; and thyroid carcinoma.

**[0053]** Non-limiting examples of hematologic malignancies include acute myeloid leukemia (AML); chronic myelogenous leukemia (CML), including accelerated CML and CML blast phase (CML-BP); acute lymphoblastic leukemia (ALL);  
45 chronic lymphocytic leukemia (CLL); Hodgkin's disease (HD); non-Hodgkin's lymphoma (NHL), including follicular lymphoma and mantle cell lymphoma; B-cell lymphoma; T-cell lymphoma; multiple myeloma (MM); Waldenstrom's macroglobulinemia; myelodysplastic syndromes (MDS), including refractory anemia (RA), refractory anemia with ringed sideroblasts (RARS), (refractory anemia with excess blasts (RAEB), and RAEB in transformation (RAEB-T); and myeloproliferative syndromes.

50 **[0054]** In some embodiments of the disclosure, the examples of the cancer to be treated include, but are not limited to, lung cancer, head and neck cancer, colorectal cancer, pancreatic cancer, colon cancer, breast cancer, ovarian cancer, prostate cancer, stomach cancer, kidney cancer, liver cancer, brain cancer, bone cancer, and leukemia.

**[0055]** In some embodiments of the disclosure, the at least one compound and/or at least one pharmaceutically acceptable salt described herein, is administered in conjunction with another therapeutic agent. In some embodiments  
55 of the disclosure, the other therapeutic agent is one that is normally administered to patients with the disease or condition being treated. The at least one compound and/or at least one pharmaceutically acceptable salt described herein, may be administered with the other therapeutic agent in a single dosage form or as a separate dosage form. When administered as a separate dosage form, the other therapeutic agent may be administered prior to, at the same time as, or following

administration of the at least one compound and/or at least one pharmaceutically acceptable salt described herein.

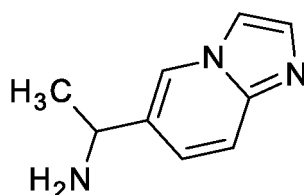
**[0056]** In some embodiments of the disclosure, at least one compound and/or at least one pharmaceutically acceptable salt described herein, is administered in conjunction with an anti-neoplastic agent. As used herein, the term "anti-neoplastic agent" refers to any agent that is administered to a subject with cancer for purposes of treating the cancer. Nonlimiting examples anti-neoplastic agents include: radiotherapy; immunotherapy; DNA damaging chemotherapeutic agents; and chemotherapeutic agents that disrupt cell replication.

**[0057]** Non-limiting examples of DNA damaging chemotherapeutic agents include topoisomerase I inhibitors (e.g., irinotecan, topotecan, camptothecin and analogs or metabolites thereof, and doxorubicin); topoisomerase II inhibitors (e.g., etoposide, teniposide, and daunorubicin); alkylating agents (e.g., melphalan, chlorambucil, busulfan, thiotepa, ifosfamide, carmustine, lomustine, semustine, streptozocin, decarbazine, methotrexate, mitomycin C, and cyclophosphamide); DNA intercalators (e.g., cisplatin, oxaliplatin, and carboplatin); DNA intercalators and free radical generators such as bleomycin; and nucleoside mimetics (e.g., 5-fluorouracil, capecitabine, gemcitabine, fludarabine, cytarabine, mercaptopurine, thioguanine, pentostatin, and hydroxyurea).

**[0058]** Chemotherapeutic agents that disrupt cell replication include: paclitaxel, docetaxel, and related analogs; vincristine, vinblastin, and related analogs; thalidomide and related analogs (e.g., CC-5013 and CC-4047); protein tyrosine kinase inhibitors (e.g., imatinib mesylate and gefitinib); proteasome inhibitors (e.g., bortezomib); NF-kappa B inhibitors, including inhibitors of I kappa B kinase; antibodies which bind to proteins overexpressed in cancers and thereby down-regulate cell replication (e.g., trastuzumab, rituximab, cetuximab, and bevacizumab); and other inhibitors of proteins or enzymes known to be upregulated, over-expressed or activated in cancers, the inhibition of which downregulates cell replication.

## EXAMPLES

**[0059]** The compound of the formula:



is Intermediate Z herein. All other compounds disclosed herein are disclosed by way of reference only.

**[0060]** . Efforts have been made to ensure accuracy with respect to numbers used (for example, amounts, temperature, etc.) but some experimental errors and deviations should be accounted for. Unless indicated otherwise, parts are parts by weight, temperature is in degrees Centigrade, and pressure is at or near atmospheric. All MS data were checked by agilent 6120 agilent 1100. All reagents, except intermediates, used in this invention are commercially available. All compound names except the reagents were generated by Chemdraw 8.0.

**[0061]** In the following examples, the abbreviations below are used:

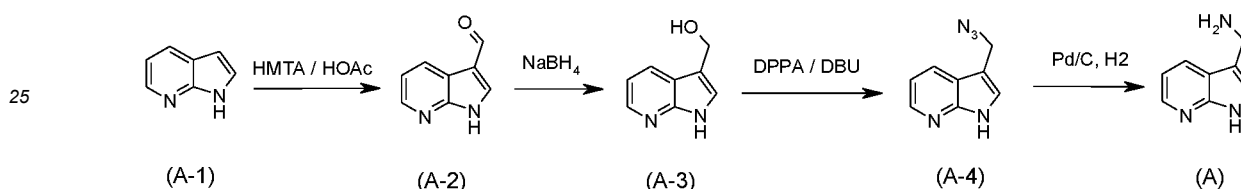
AIBN	a,a'-azo-isobutyronitrile
BINAP	2,2'-Bis(diphenylphosphino)-1,1'-binaphthyl
Boc	<i>tert</i> -butoxycarbonyl
Boc <sub>2</sub> O	di- <i>t</i> -butyl-dicarbonate
i-BuNO <sub>2</sub>	Isobutylnitrite
DCM	dichloromethane
DMF	<i>N,N</i> -dimethylformamide
DMAP	4-Dimethylaminopyridine
DPPA	Diphenylphosphoryl azide
DBU	1,8-Diazabicyclo[5.4.0]undec-7-ene
DEA	<i>N,N</i> -diethylamine
ee	enantiomeric excess
Et <sub>3</sub> N	triethylamine
h	hour
HATU	O-(7-Azabenzotriazol-1-yl)- <i>N,N,N'</i> -tetra-methyluronium hexafluorophosphate
HMTA	Hexamethylenetetramine

	HOAc	acetic acid
	Lawesson's reagent	2,4-Bis(4-methoxyphenyl)-2,4-dithioxo-1,3,2,4-dithiadiphosphetane
	mL	milliliter(s)
	min	minute(s)
5	MeOH	methanol
	MsCl	methanesulfonyl chloride
	NBS	<i>N</i> -Bromosuccinimide
	Pd(dppf)Cl <sub>2</sub>	1,1'-Bis(diphenylphosphino)ferrocene-palladium(II)dichloride dichloromethane complex
	Pd <sub>2</sub> (dba) <sub>3</sub>	Tris(dibenzylideneacetone)dipalladium(0)
10	Pd(PPh <sub>3</sub> ) <sub>4</sub>	Tetrakis(triphenylphosphine)palladium(0)
	PPh <sub>3</sub>	Triphenylphosphine
	THF	tetrahydrofuran
	Ti( <i>i</i> -OPr) <sub>4</sub>	Titanium(IV) isopropoxide
	Xantphos	9-Dimethyl-4,5-bis(diphenylphosphino)xanthene

15 **Synthesis of amine (NH<sub>2</sub>CR<sup>1</sup>R<sup>2</sup>R<sup>3</sup> in scheme I and II):**

**Intermediate A:**

20 **[0062]**



30 **1H-Pyrrolo[2,3-b]pyridine-3-carbaldehyde (A-2)**

**[0063]** To a solution of 1H-pyrrolo[2,3-b]pyridine (**A-1**) (7.23 g, 61.2 mmol) in acetic acid (20 mL) and water (40 mL) was added HMTA (9.42 g, 67.3 mmol). The reaction mixture was stirred at 120 °C for 6 h. It was cooled with an ice bath, and the resulting precipitate was collected and dried to afford the title compound (7.90 g) MS (m/z): 147 (M+1)<sup>+</sup>.

35 **(1H-Pyrrolo[2,3-b]pyridin-3-yl)methanol (A-3)**

**[0064]** To a solution of 1H-pyrrolo[2,3-b]pyridine-3-carbaldehyde (**A-2**) (5.0 g, 34.21 mmol) in EtOH (150 mL) was added NaBH<sub>4</sub> (1.30 g, 34.21 mmol). The reaction mixture was stirred at room temperature for 0.5 h. It was concentrated and purified by chromatography on silica gel to afford the title compound (5.0 g). MS (m/z): 149 (M+1)<sup>+</sup>.

**3-(Azidomethyl)-1H-pyrrolo[2,3-b]pyridine (A-4)**

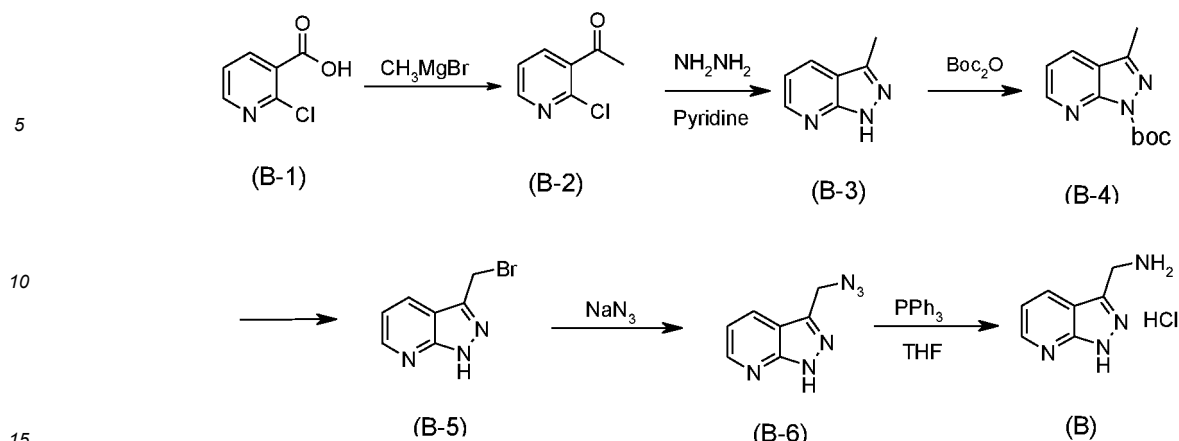
45 **[0065]** To a mixture of 1H-pyrrolo[2,3-b]pyridin-3-yl)methanol (**A-3**) (1.0 g, 6.75 mmol) in anhydrous THF (50 mL) were added DPPA (3.71 g, 13.5 mmol) and DBU (0.821 g, 5.4 mmol) respectively. It was refluxed under N<sub>2</sub> for 6 h, and then concentrated under vacuo. The resulting residue was dissolved in EtOAc (50 mL), washed with brine, dried over sodium sulfate and concentrated under vacuo, to obtain the crude product. The crude product was purified by chromatography on silica gel to afford the title compound (0.587 g). MS (m/z): 174 (M+1)<sup>+</sup>.

50 **(1H-Pyrrolo[2,3-b]pyridin-3-yl)methanamine (A)**

**[0066]** To a mixture of 3-(azidomethyl)-1H-pyrrolo[2,3-b]pyridine (**A-4**) (1.50 g, 8.63 mmol) in EtOAc (150 mL) was added 10% Pd/C (1.10 g). The resulting reaction mixture was stirred under one atmosphere of H<sub>2</sub> at room temperature for 3 h. The mixture was filtered, and the filtrate was concentrated to afford the title compound (1.15 g).

55 **Intermediate B:**

**[0067]**



### 1-(2-Chloropyridin-3-yl)ethanone (B-2)

20 [0068] To a solution of 2-chloronicotinic acid (**B-1**) (7.88 g, 50.0 mmol) in THF (100 mL) was added methyl magnesium bromide (42 mL, 3M ethyl ether solution) dropwise under 0°C. Upon completion of the addition, the reaction mixture was stirred at 0°C for 0.5 h and then at room temperature overnight. The reaction mixture was added into ice/water (150 mL), and extracted with ethyl acetate. The combined organic layers were dried over Na<sub>2</sub>SO<sub>4</sub> and concentrated to afford the title compound 1-(2-chloropyridin-3-yl)ethanone (**B-2**). MS (m/z): 156 (M+1)<sup>+</sup>.

### 3-Methyl-1H-pyrazolo[3,4-b]pyridine (B-3)

25 [0069] A solution of 1-(2-chloropyridin-3-yl)ethanone (**B-2**) (6 g, 38.6 mmol) and hydrazine (85%, 9.1 g, 154.4 mmol) in pyridine (80 mL) was stirred under reflux overnight. The mixture was cooled to room temperature, concentrated, diluted with water (80 mL) and then extracted with ethyl acetate (100 mLx3). The combined organic layers were washed with brine, dried over Na<sub>2</sub>SO<sub>4</sub>, and concentrated under vacuo. The resulting residue was used for the next step without further purification. MS (m/z): 134 (M+1)<sup>+</sup>.

### tert-Butyl 3-methyl-1H-pyrazolo[3,4-b]pyridine-1-carboxylate (B-4)

35 [0070] To a solution of 3-methyl-1H-pyrazolo[3,4-b]pyridine (**B-3**) in EtOAc (300 mL) were added (Boc)<sub>2</sub>O (16.4 g, 75 mmol), DMAP (610 mg, 5 mmol), and Et<sub>3</sub>N (10 g, 100 mmol). The reaction mixture was stirred at room temperature overnight. Solvent was removed in vacuo, and the residue was purified by chromatography on silica gel to afford the title compound (5.3 g, 45.5% by two steps). MS (m/z): 134.

### 3-(Bromomethyl)-1H-pyrazolo[3,4-b]pyridine (B-5)

40 [0071] To a solution of tert-butyl 3-methyl-1H-pyrazolo[3,4-b]pyridine-1-carboxylate (**B-4**) (699 mg, 3 mmol) in CCl<sub>4</sub> (15 mL) were added NBS (641 mg, 3.6 mmol) and AIBN (70 mg, 0.3 mmol). The reaction mixture was stirred under reflux overnight and then filtered. The filtrate was washed with saturated aqueous Na<sub>2</sub>CO<sub>3</sub> (15 mL). The organic layer was dried over Na<sub>2</sub>SO<sub>4</sub> and concentrated to afford the crude product. The crude product was used for next step without further purification. MS (m/z): 212 (M+1)<sup>+</sup>.

### 3-(Azidomethyl)-1H-pyrazolo[3,4-b]pyridine (B-6)

50 [0072] A mixture of 3-(bromomethyl)-1H-pyrazolo[3,4-b]pyridine (**B-5**) and NaN<sub>3</sub> (390 mg, 6 mmol) in DMF (6 mL) was stirred at 80°C for 1.5 h. After the mixture was cooled to room temperature, water (25 mL) was added. The resulting mixture was extracted with ethyl acetate (40 mLx3). The combined organic layers were washed with brine (40 mL) and dried over Na<sub>2</sub>SO<sub>4</sub>. Solvent was removed in vacuo, and the residue was purified by chromatography on silica gel. A solid was obtained (152 mg, 29.1% by two steps).

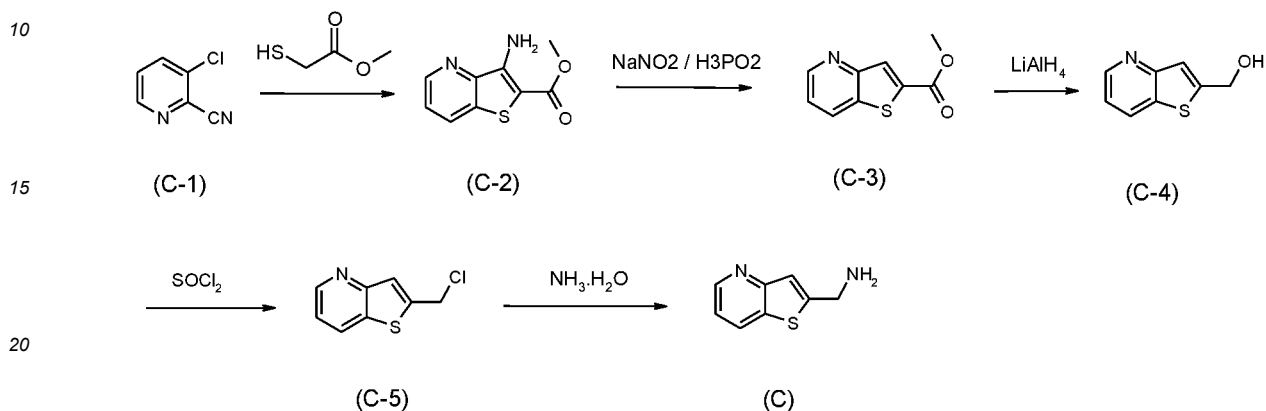
### (1H-Pzolo[3,4-b]pyridin-3-yl)methanaminium chloride (B)

55 [0073] A mixture of 3-(azidomethyl)-1H-pyrazolo[3,4-b]pyridine (**B-6**) (152 mg, 0.87 mmol), PPh<sub>3</sub> (465 mg, 1.74 mmol)

and 1 mL of  $\text{NH}_4\text{OH}$  in THF (20 mL) was stirred at room temperature overnight. The solution was concentrated, and the resulting residue was dissolved in ethyl acetate. The solution was treated with 2M HCl, which resulted in precipitates. The precipitates were collected by filtration to afford the title compound (121 mg). MS (m/z): 149 ( $\text{M}+1$ )<sup>+</sup>.

5 **Intermediate C:**

[0074]



25 **Methyl 3-aminothieno[3,2-b]pyridine-2-carboxylate (C-2)**

[0075] To a mixture of 3-chloropyridine-2-carbonitrile (**C-1**) (1.01 g, 7.29 mmol) and  $\text{K}_2\text{CO}_3$  (1.10 g, 7.96 mmol) in DMF (10 mL) and water (1 mL) was added methyl thioglycolate (0.709 mL, 7.93 mmol) dropwise. The reaction mixture was stirred at 40 °C for 3h. The mixture was quenched with cold water (70 mL) and placed on ice to enhance precipitation. The precipitate was collected by filtration to afford the title compound. MS (m/z): 209 ( $\text{M}+1$ )<sup>+</sup>.

30 **Methyl thieno[3,2-b]pyridine-2-carboxylate (C-3)**

[0076] To a solution of methyl 3-aminothieno[3,2-b]pyridine-2-carboxylate (**C-2**) (930 mg, 4.47 mmol) in hypophosphorous acid (35 mL) chilled in an ice bath was added sodium nitrite (620 mg, 8.98 mmol) in a minimal amount of water. The reaction mixture was stirred for 3h in an ice bath, and then the pH was adjusted to about 7.0 with 30% aqueous sodium hydroxide solution. The resulting mixture was extracted with EtOAc. The combined organic layers were dried and concentrated to afford the title compound. MS (m/z): 194 ( $\text{M}+1$ )<sup>+</sup>.

40 **Thieno[3,2-b]pyridin-2-ylmethanol (C-4)**

[0077] To a solution of methyl thieno[3,2-b]pyridine-2-carboxylate (**C-3**) (600 mg, 3.1 mmol) in 30 mL of anhydrous THF at 0 °C was added  $\text{LiAlH}_4$  (472 mg, 12.4 mmol) in anhydrous THF (25 mL) dropwise over 20 mins. The reaction mixture was stirred at 0 °C for 30 mins. MeOH was added and the resulting mixture was purified by chromatography to afford the title compound. MS (m/z): 166 ( $\text{M}+1$ )<sup>+</sup>.

45 **2-(Chloromethyl)thieno[3,2-b]pyridine (C-5)**

[0078] To a solution of thieno[3,2-b]pyridin-2-ylmethanol (**C-4**) (17 mg, 0.1 mmol) in anhydrous dichloromethane (10 mL) was added  $\text{SOCl}_2$  (120 mg). After the mixture was stirred at room temperature for 2 hours, it was concentrated and used for the next step without further purification. MS (m/z): 184 ( $\text{M}+1$ )<sup>+</sup>.

**Thieno[3,2-b]pyridin-2-ylmethanamine (C)**

[0079] 2-(Chloromethyl)thieno[3,2-b]pyridine (**C-5**) (183 mg, 1 mmol) was dissolved in  $\text{NH}_3$ /methanol (7 N, 10 mL). The resulting mixture was stirred at 50 °C for 16 hours and concentrated. The residue was purified by chromatography. MS (m/z): 165 ( $\text{M}+1$ )<sup>+</sup>.

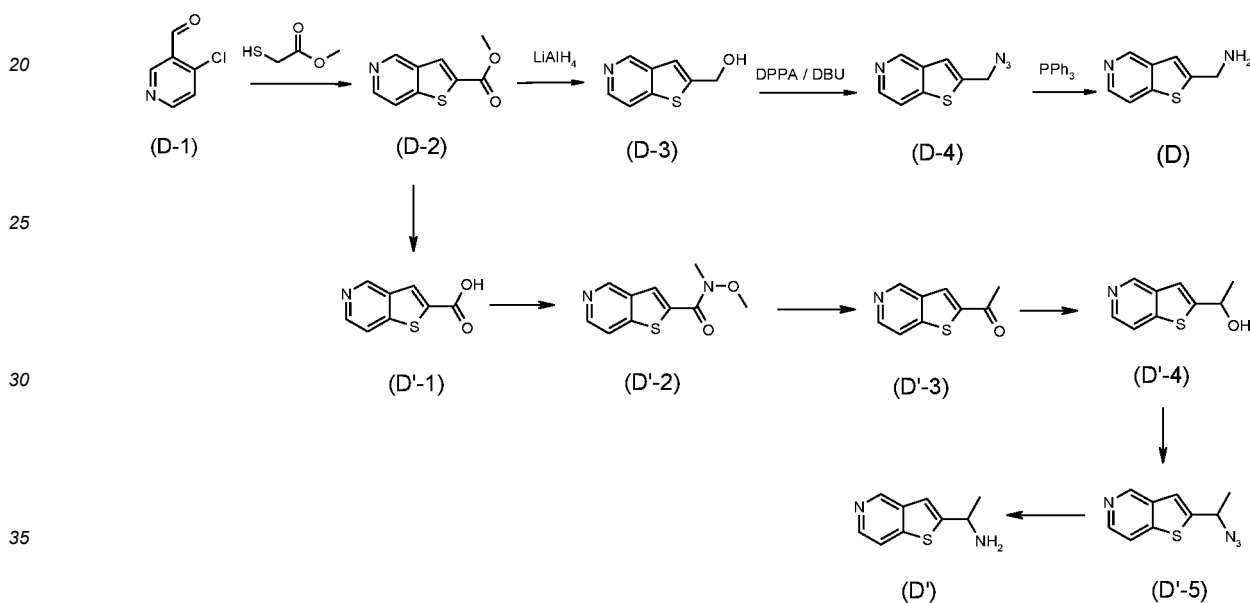
## Intermediates D and D'

## Methyl thieno[3,2-c]pyridine-2-carboxylate (D-2)

5 [0080] To a solution of 4-chloropyridine-3-carboxaldehyde (D-1) (1.4 g, 10 mmol) dissolved in DMF (10 mL) and water (1 mL) were added  $K_2CO_3$  (1.66 g, 12 mmol) and methyl thioglycolate (1.07 mL, 12 mmol) portion-wise. The reaction mixture was stirred at 45°C overnight and then quenched with cold water. The flask was placed on ice to enhance precipitation. The precipitate was collected by filtration and air-dried to afford the title compound (1.23 g). MS (m/z): 194 (M+1)<sup>+</sup>.

## Thieno[3,2-c]pyridin-2-ylmethanol (D-3)

15 [0081] To a solution of methyl thieno[3,2-c]pyridine-2-carboxylate (D-2) (15 g, 77.6 mmol) in anhydrous THF (250 mL) was added  $LiAlH_4$  (4.42 g, 116.4 mmol) in portions at 0°C. The suspension was stirred at 0°C for 1h and then quenched by adding saturated aqueous  $NH_4Cl$  and filtered. The filtrate was washed with brine and concentrated. The residue was used in the next step without any further purification (10.3 g).



## 2-(Azidomethyl)thieno[3,2-c]pyridine (D-4)

40 [0082] To a flame-dried round-bottomed flask containing thieno[3,2-c]pyridin-2-ylmethanol (D-3) (3.2 g, 19.4 mmol) was added DPPA (8 g, 6.26 mL, 29.1 mmol) in THF (50 mL). The reaction mixture was stirred for 5 mins and cooled to 0°C, followed by adding DBU (4.43 g, 4 mL, 29.1 mmol) via syringe. The mixture was allowed to stir at reflux overnight. The reaction was then partitioned between water and ethyl ether. The aqueous layer was extracted with ethyl ether. The combined organic layers were washed with brine, dried over  $Na_2SO_4$ , concentrated, and purified by chromatography to afford the product (3.27 g). MS (m/z): 191 (M+1)<sup>+</sup>.

## Thieno[3,2-c]pyridin-2-ylmethanamine hydrochloride (D)

50 [0083] To a solution of 2-(azidomethyl)thieno[3,2-c]pyridine (D-4) (3 g, 15.8 mmol) in anhydrous THF (50 mL) was added  $Ph_3P$  (8.27 g, 31.5 mmol), followed by  $NH_4OH$  (2 mL). The solution was stirred at room temperature overnight. Solvent was removed, and the residue was purified by chromatography to afford the title compound (2.5 g).

## Thieno[3,2-c]pyridine-2-carboxylic acid (D'-1)

55 [0084] To a solution of methyl thieno[3,2-c]pyridine-2-carboxylate (D-2) (12 g, 62.1 mmol) in MeOH (150 mL) and  $H_2O$  (15 mL) was added  $LiOH \cdot H_2O$  (5.2 g, 124.2 mmol). The solution was stirred at room temperature overnight, and then acidified with 1N aqueous HCl. The resulting white precipitate was collected by filtration and air-dried to afford the title

compound. MS (m/z): 179 (M)<sup>+</sup>.

#### ***N*-Methoxy-*N*-methylthieno[3,2-*c*]pyridine-2-carboxamide (D'-2)**

5 [0085] To a solution of thieno[3,2-*c*]pyridine-2-carboxylic acid (D'-1) (11.5 g, 64.2 mmol) in DCM (200 mL) and DMF (50 mL) was added Et<sub>3</sub>N (19.5 g, 26.6 mL, 192.6 mmol) followed by HATU (36.6 g, 96.3 mmol). The reaction solution was stirred at room temperature for 20 mins, and then treated with *N,O*-dimethylhydroxylamine hydrochloride (6.9 g, 70.6 mmol). Stirring continued overnight at room temperature. The solvent was removed. The residue was dissolved in EtOAc and washed with water and brine. The organic layer was dried and concentrated. The residue was purified by  
10 chromatography on silica gel to give the title compound. MS (m/z): 223 (M+1)<sup>+</sup>.

#### **1-(Thieno[3,2-*c*]pyridin-2-yl)ethanone (D'-3)**

15 [0086] To a solution of *N*-methoxy-*N*-methylthieno[3,2-*c*]pyridine-2-carboxamide (D'-2) (11.1 g, 50 mmol) in anhydrous THF (150 mL) was added MeMgBr (3M in ethyl ether, 25 mL, 75 mmol) at 0°C under N<sub>2</sub>. The reaction mixture was allowed to warm to the ambient temperature and stirred overnight. Saturated aqueous NH<sub>4</sub>Cl solution was added to quench the reaction. The resulting mixture was then extracted with EtOAc. The combined organic layers were dried over Na<sub>2</sub>SO<sub>4</sub>, filtered, and concentrated to afford the title compound. MS (m/z): 178 (M+1)<sup>+</sup>.

#### **1-(Thieno[3,2-*c*]pyridin-2-yl)ethanol (D'-4)**

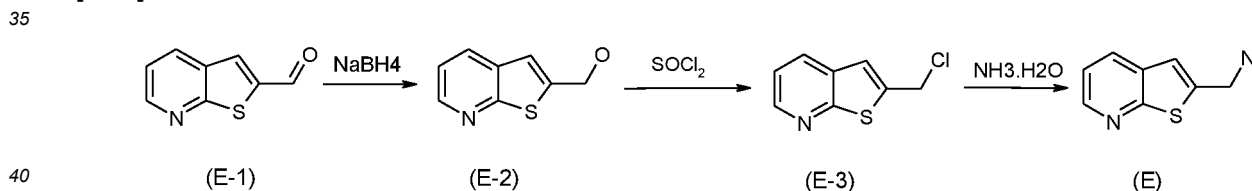
20 [0087] To a solution of 1-(thieno[3,2-*c*]pyridin-2-yl)ethanone (D'-3) (3.5 g, 1 mmol) in anhydrous THF (50 mL) was added LiAlH<sub>4</sub> (1.13 g, 1.5 mmol) in portions at 0°C. The suspension was stirred under this temperature for 1h. The reaction mixture was quenched with saturated aqueous NH<sub>4</sub>Cl solution and filtered. The filtrate was washed with brine, concentrated, and then used for the next step without any further purification.  
25

#### **1-(Thieno[3,2-*c*]pyridin-2-yl)ethanamine (D')**

30 [0088] Intermediate D' was prepared from 1-(thieno[3,2-*c*]pyridin-2-yl)ethanol (D'-4) following similar procedures for synthesizing intermediate A from A-3, as described above.

#### **Intermediate E:**

##### **[0089]**



#### **Thieno[2,3-*b*]pyridin-2-ylmethanol (E-2)**

45 [0090] E-2 was prepared from thieno[2,3-*b*]pyridine-2-carbaldehyde (E-1) following similar procedures for synthesizing intermediate A-3 from A-2, as described above. MS (m/z): 166 (M+1)<sup>+</sup>.

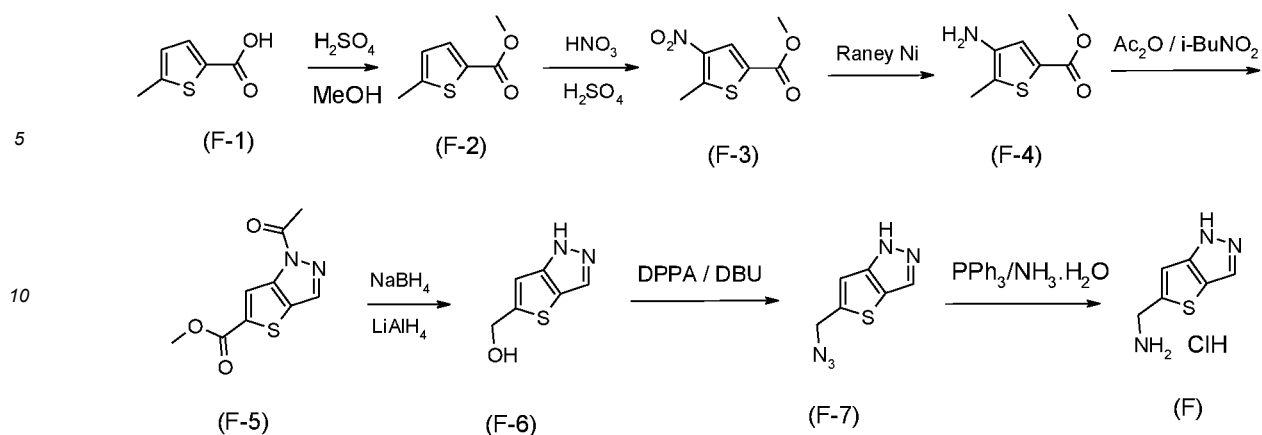
#### **Thieno[2,3-*b*]pyridin-2-ylmethanamine(E)**

50 [0091] Intermediate E was prepared from thieno[2,3-*b*]pyridine-2-ylmethanol (E-2) following similar procedures for synthesizing intermediate C from C-4, as described above. MS (m/z): 165 (M+1)<sup>+</sup>.

#### **Intermediate F:**

##### **[0092]**

55



#### Methyl 5-methylthiophene-2-carboxylate (F-2)

20 **[0093]** To a solution of 5-methylthiophene-2-carboxylic acid (**F-1**) (14.0 g, 0.1 mol) in MeOH (250 mL) was added concentrated H<sub>2</sub>SO<sub>4</sub> (2.0 mL). The reaction mixture was stirred under reflux for 60h. The solvent was removed in vacuo. Ethyl acetate was added to dilute the reaction mixture. Then the organic solution was washed with a saturated aqueous Na<sub>2</sub>CO<sub>3</sub> solution, and dried over Na<sub>2</sub>SO<sub>4</sub>. The solvent was removed to afford the title compound (13.4 g).

#### Methyl 5-methyl-4-nitrothiophene-2-carboxylate (F-3)

25 **[0094]** A solution of concentrated HNO<sub>3</sub> (7.2 mL, 111.5 mmol) in concentrated H<sub>2</sub>SO<sub>4</sub> (20 mL) was added dropwise to the solution of methyl 5-methylthiophene-2-carboxylate (**F-2**) (13.4 g, 86.0 mmol) in concentrated H<sub>2</sub>SO<sub>4</sub> (30 mL) at 0°C. The reaction mixture was stirred at 0°C for 30 mins and poured into ice-water. The precipitate was filtered and washed with water. A solid was collected as the product (14.8 g).

#### Methyl 4-amino-5-methylthiophene-2-carboxylate (F-4)

30 **[0095]** To a solution of methyl 5-methyl-4-nitrothiophene-2-carboxylate (**F-3**) (14.8 g, 73.6 mmol) in MeOH/THF (1:1, 300 mL) was added Raney Ni. The reaction mixture was degassed and charged with hydrogen 3 times, and then stirred at room temperature for 36 h under 1 atmosphere of hydrogen. Raney Ni was filtered, and the filtrate was concentrated. The residue was treated with aqueous HCl (1 N, 150 mL) and filtered. The filtrate was treated with aqueous NaOH (1 N) to bring pH to about 8 to 9. Then the mixture was extracted with ethyl acetate. The combined organic layers were dried over Na<sub>2</sub>SO<sub>4</sub>, and the solvent was removed to give the title compound (8.1 g).

#### Methyl 1-acetyl-1H-thieno[3,2-c]pyrazole-5-carboxylate (F-5)

35 **[0096]** To a solution of methyl 4-amino-5-methylthiophene-2-carboxylate (**F-4**) (5.1 g, 30 mmol) in toluene (120 mL) were added acetic anhydride (16.0 g, 0.12 mol) and potassium acetate (1.5 g, 15.1 mmol). The reaction mixture was stirred at 100 °C for 3h. After cooled to room temperature, the reaction mixture was treated with isobutyl nitrite (10.5 g, 90.0 mmol), and then stirred at 100°C overnight. Water was added, and then the mixture was extracted with ethyl acetate. The combined organic layers were washed with brine, dried over Na<sub>2</sub>SO<sub>4</sub> and concentrated. The residue was purified by chromatography eluting with Pet/EtOAc=10/1 to afford the title compound (5.3 g) as the product.

#### (1H-Thieno[3,2-c]pyrazol-5-yl)methanol (F-6)

40 **[0097]** To a solution of methyl 1-acetyl-1H-thieno[3,2-c]pyrazole-5-carboxylate (**F-5**) (4.5 g, 20.0 mmol) in MeOH (30 mL) was slowly added NaBH<sub>4</sub> (836 mg, 22.0 mmol). The mixture was stirred at room temperature for 30 mins, and then concentrated. The residue was dissolved in anhydrous THF (80 mL) and then LiAlH<sub>4</sub> (1.5 g, 40.0 mmol) was slowly added at 0°C. The reaction mixture was stirred at 0°C for 30 min. Aqueous NH<sub>4</sub>Cl solution was added dropwise to quench the reaction. The resulting mixture was filtered, and the filtrate was extracted with ethyl acetate. The combined organic layers were washed with brine, dried over Na<sub>2</sub>SO<sub>4</sub>, and concentrated in vacuo to give the title compound (2.9 g).

45

50

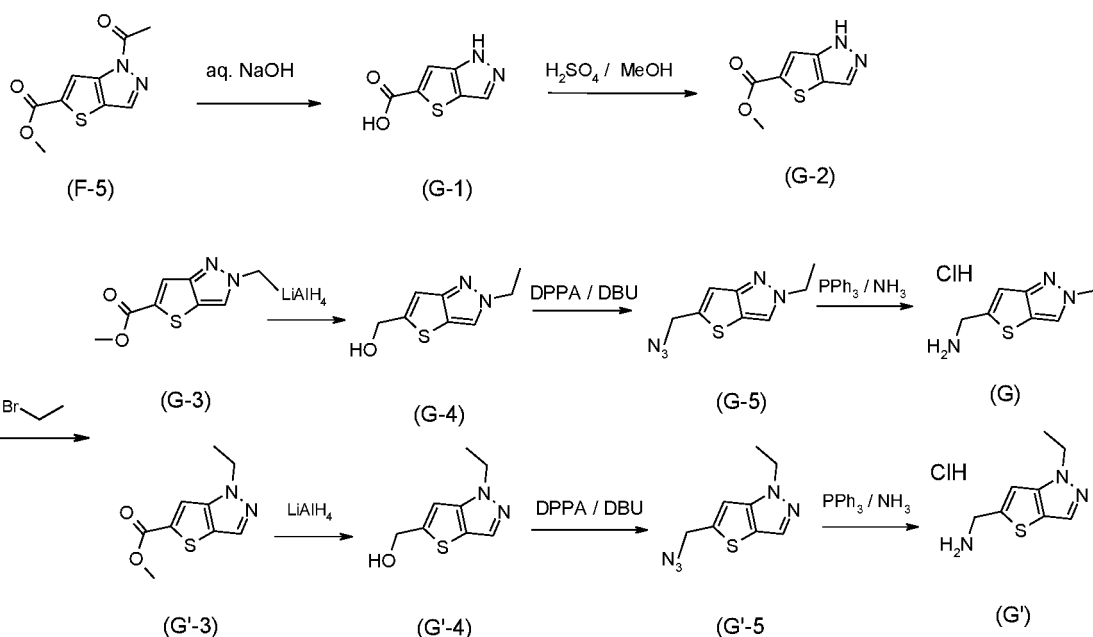
55

**(1H-Thieno[3,2-c]pyrazol-5-yl)methanaminium chloride (F)**

[0098] Intermediate F was prepared from (1H-thieno[3,2-c]pyrazol-5-yl)methanol (F-6) following similar procedures for synthesizing intermediate D from D-3, as described above.

**Intermediate G and G':****1H-Thieno[3,2-c]pyrazole-5-carboxylic acid (G-1)**

[0099] To a solution of methyl 1-acetyl-1H-thieno[3,2-c]pyrazole-5-carboxylate (F-5) (4.9 g, 21.8 mmol) in MeOH (15 mL) was added an aqueous KOH solution (6 N, 10 mL). The reaction mixture was stirred at room temperature for 2h, and then concentrated in vacuo. Aqueous HCl (6 N) was added to adjust pH to 5-6. The precipitates were collected by filtration to afford the title compound (3.0 g).

**Methyl 1H-thieno[3,2-c]pyrazole-5-carboxylate (G-2)**

[0100] To a solution of 1H-thieno[3,2-c]pyrazole-5-carboxylic acid (G-1) (3.0 g, 17.9 mmol) in MeOH (50 mL) was added concentrated H<sub>2</sub>SO<sub>4</sub> (0.3 mL). The reaction mixture was stirred at reflux for 60 h. Solvent was removed in vacuo. Ethyl acetate was added to dilute the mixture. The mixture was washed with aqueous NaHCO<sub>3</sub> solution, dried over Na<sub>2</sub>SO<sub>4</sub>, and concentrated in vacuo to afford the title compound (2.4 g).

**Methyl 2-ethyl-2H-thieno[3,2-c]pyrazole-5-carboxylate (G-3) and Methyl 1-ethyl-1H-thieno[3,2-c]pyrazole-5-carboxylate (G'-3)**

[0101] To a solution of methyl 1H-thieno[3,2-c]pyrazole-5-carboxylate (G-2) (760 mg, 4.2 mmol) in DMF (4 mL) were added bromoethane (915 mg, 8.3 mmol) and K<sub>2</sub>CO<sub>3</sub> (1.7 g, 12.6 mmol). The reaction mixture was stirred at 110 °C for 3 h in a sealed tube. After cooled to room temperature, the mixture was concentrated and purified by chromatography to afford two products:

[0102] Methyl 2-ethyl-2H-thieno[3,2-c]pyrazole-5-carboxylate (351 mg) (G-3). MS (m/z): 211 (M+1)<sup>+</sup>.

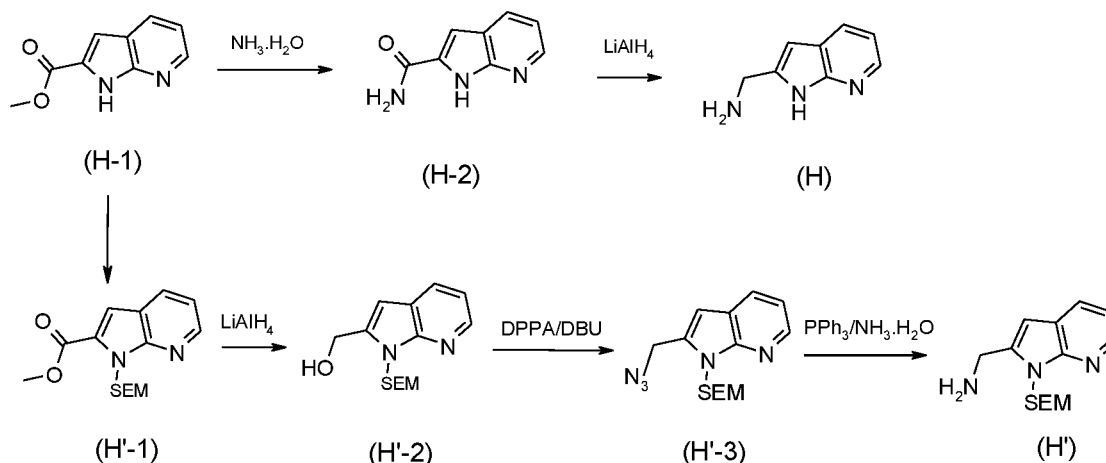
[0103] Methyl 1-ethyl-1H-thieno[3,2-c]pyrazole-5-carboxylate (272 mg) (G'-3). MS (m/z): 211 (M+1)<sup>+</sup>.

**(2-Ethyl-2H-thieno[3,2-c]pyrazol-5-yl)methanaminium chloride (G)**

[0104] Intermediate G was prepared from methyl 2-ethyl-2H-thieno[3,2-c]pyrazole-5-carboxylate (G-3) following similar procedures for synthesizing intermediate D from D-2, as described above. MS (m/z): 182 (M+1)<sup>+</sup>.

**(1-Ethyl-1H-thieno[3,2-c]pyrazol-5-yl)methanamine chloride (G')**

**[0105]** Intermediate G' was prepared from methyl 1-ethyl-1H-thieno[3,2-c]pyrazole-5-carboxylate (**G'-3**) following similar procedures for synthesizing intermediate D from D-2, as described above. MS (m/z): 182 (M+1)<sup>+</sup>.

**Intermediate H and H':****[0106]****1H-Pyrrolo[2,3-b]pyridine-2-carboxamide (H-2)**

**[0107]** To a solution of methyl 1H-pyrrolo[2,3-b]pyridine-2-carboxylate (**H-1**) (880 mg, 5.0 mmol) in MeOH (2 mL) was added  $\text{NH}_3 \cdot \text{H}_2\text{O}$  (6 mL). The reaction was heated at 80°C overnight. After being cooled to room temperature, the mixture was concentrated in vacuo to afford the title compound (805 mg) as a yellow solid, which was used for the next step without further purification. MS (m/z): 162 (M+1)<sup>+</sup>.

**(1H-Pyrrolo[2,3-b]pyridin-2-yl)methanamine (H)**

**[0108]** To a solution of 1H-pyrrolo[2,3-b]pyridine-2-carboxamide (**H-2**) (805 mg, 5.0 mmol) in dried THF (10 mL) at 0°C under 1 atm of  $\text{N}_2$  was slowly added  $\text{LiAlH}_4$  (570 mg, 15 mmol). The mixture was stirred at 80°C overnight. The mixture was then cooled to 0°C concentrated, and then purified by chromatography on silica gel to afford the title compound (720 mg). MS (m/z): 148 (M+1)<sup>+</sup>.

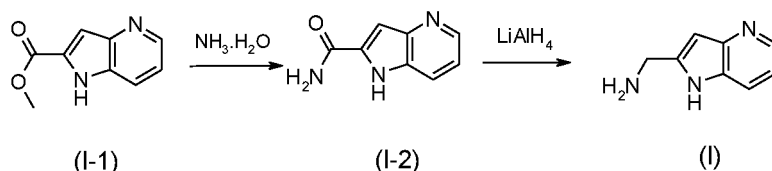
**Methyl 1-((2-(trimethylsilyl)ethoxy)methyl)-1H-pyrrolo[2,3-b]pyridine-2-carboxylate (H'-1)**

**[0109]** To a solution of methyl 1H-pyrrolo[2,3-b]pyridine-2-carboxylate (**H-1**) (528 mg, 3 mmol) in dried THF (5 mL) at 0°C was added NaH (240 mg, 6 mmol). The reaction was stirred for 0.5 h under  $\text{N}_2$ , and then SEMCI (526 mg, 3 mmol) was added dropwise. The mixture was stirred at room temperature for 2 h.  $\text{H}_2\text{O}$  was added to quench the reaction. The resulting mixture was extracted with EtOAc. The organic layer was dried over  $\text{Na}_2\text{SO}_4$ , and concentrated to afford the title compound (750 mg), which was used for the next step without purification. MS (m/z): 307 (M+1)<sup>+</sup>.

**(1-((2-(Trimethylsilyl)ethoxy)methyl)-1H-pyrrolo[2,3-b]pyridin-2-yl)methanamine (H')**

**[0110]** Intermediate H' was prepared from methyl 1-((2-(trimethylsilyl)ethoxy)methyl)-1H-pyrrolo[2,3-b]pyridine-2-carboxylate (**H'-1**) following similar procedures for synthesizing intermediate D from D-2, as described above. MS (m/z): 278 (M+1)<sup>+</sup>.

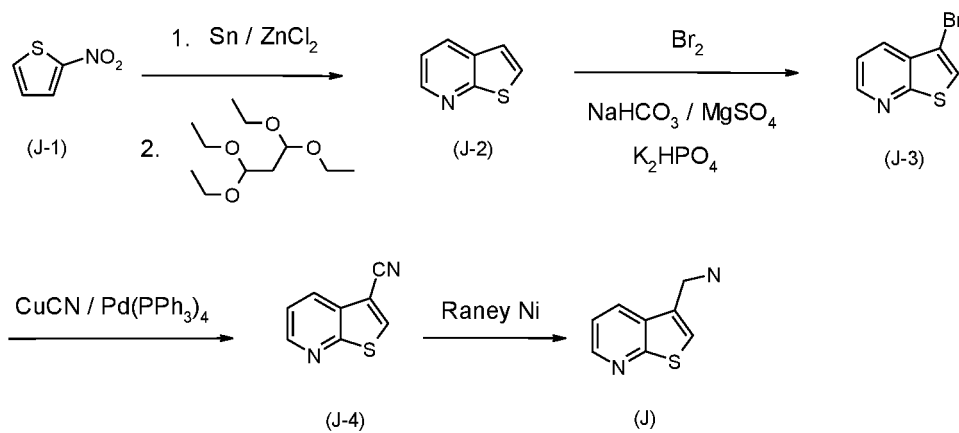
**Intermediate I:****[0111]**

**(1H-Pyrrolo[3,2-b]pyridin-2-yl)methanamine (I)**

10 **[0112]** Intermediate I was prepared from methyl 1H-pyrrolo[3,2-b]pyridine-2-carboxylate (I-1) following similar procedures for synthesizing intermediate H, as described above. MS (m/z): 148 (M+1)<sup>+</sup>.

**Intermediate J:**

15 **[0113]**

**Thieno[2,3-b]pyridine(J-2)**

35 **[0114]** To a vigorously stirred mixture of 2-nitrothiophene (J-1) (13 g, 0.1 mol) and concentrated hydrochloric acid (195 mL) was added tin (25 g) at 0°C. After most of the tin was dissolved, EtOH (70 mL) and anhydrous ZnCl<sub>2</sub> (6 g) were added. The mixture was heated to 85°C, and then treated with malonaldehyde bis(diethyl acetal) (17.2 g, 0.078 mol) in EtOH (30 mL). The resulting reaction was maintained at 85°C for 1 h, then poured onto ice (100 g), basified with NH<sub>3</sub>·H<sub>2</sub>O, and extracted with DCM (75 mLx3). The combined organic layers were concentrated and purified by chromatography on silica gel to give the title compound. MS (m/z): 135 (M)<sup>+</sup>.

40

**3-Bromothieno[2,3-b]pyridine (J-3)**

45 **[0115]** Bromine (2.08 g, 13 mmol) was dropwise added to a mixture of thieno[2,3-b]pyridine (J-2) (1.35 g, 10 mmol), dipotassium monohydrogen orthophosphate (940 mg, 5.4 mmol), sodium bicarbonate (840 mg, 10 mmol), and magnesium sulfate (2.0 g, 16.7 mmol) in chloroform (40 mL) which has been stirred at reflux for 16 h, the resulting mixture was stirred under reflux for 24 h, then filtered and washed with DCM. The filtrate was concentrated, and purified by chromatography. MS (m/z): 214 (M+1)<sup>+</sup>.

**Thieno[2,3-b]pyridine-3-carbonitrile (J-4)**

50

**[0116]** To a stirred solution of 3-bromothieno[2,3-b]pyridine (J-3) (107 mg, 0.5 mmol) and CuCN (60 mg, 0.67 mmol) in anhydrous DMF (4 mL) was added Pd(PPh<sub>3</sub>)<sub>4</sub> (57 mg, 0.05 mmol). The reaction was degassed with nitrogen and stirred at 120 °C for 5 h. Then the cooled mixture was concentrated and purified by chromatography to afford the title compound. MS (m/z): 161 (M+1)<sup>+</sup>.

55

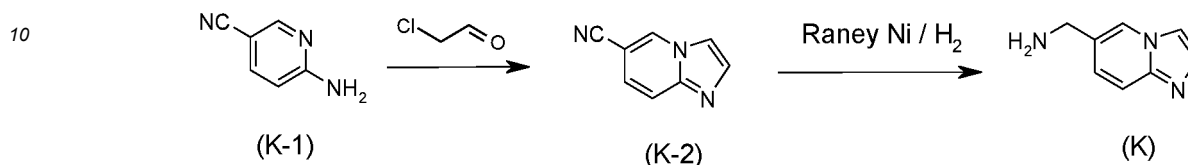
**Thieno[2,3-b]pyridin-3-ylmethanamine (J)**

**[0117]** To a solution of thieno[2,3-b]pyridine-3-carbonitrile (J-4) (320 mg, 2 mmol) in NH<sub>3</sub>·EtOH (25 mL) was added

Raney/Ni (about 300 mg). The reaction was degassed with hydrogen and stirred at room temperature for 2 h. Then the mixture was filtered, and the filtrate was concentrated to give the title compound, which was used for next step without purification. MS (m/z): 165 (M+1)<sup>+</sup>.

5 **Intermediate K:**

[0118]



**H-imidazo[1,2-a]pyridine-6-carbonitrile (K-2)**

[0119] To a solution of 6-aminonicotinonitrile (**K-1**) (4.0 g, 33.6 mmol) in anhydrous EtOH (160 mL) was added 2-chloroacetaldehyde (40% in H<sub>2</sub>O, 27.5 mL, 168 mmol). The reaction was refluxed for 4h, and then concentrated. The resulting residue was dissolved in water and adjusted to pH > 7 with a saturated NaHCO<sub>3</sub> solution. The precipitate was collected and dried to afford the title compound (4.80 g).

20

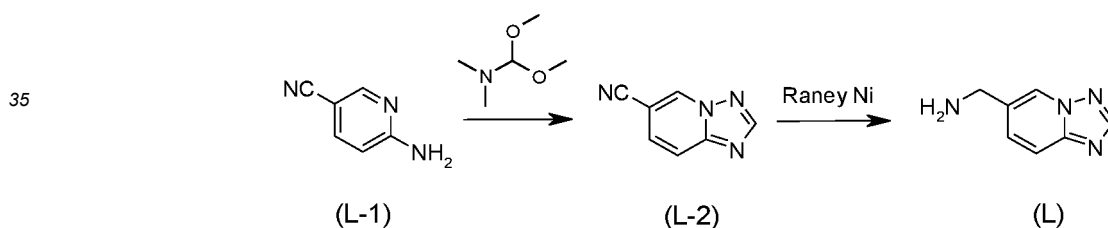
**(H-imidazo[1,2-a]pyridin-6-yl)methanamine (K)**

[0120] **Intermediate K** was prepared from H-imidazo[1,2-a]pyridine-6-carbonitrile (**K-2**) following similar procedures for synthesizing **intermediate J** from **J-4**, as described above.

25

**Intermediate L:**

[0121]



**[1,2,4]triazolo[1,5-a]pyridine-6-carbonitrile (L-2)**

[0122] To a stirred solution of 6-aminonicotinonitrile (**L-1**) (8.7 g, 73 mmol) in DMF (35 mL) was added *N,N*-dimethylformamide dimethyl acetal (35 mL, 294 mmol). The reaction mixture was heated to 130°C overnight. After cooled to room temperature, the volatiles were removed under reduced pressure to afford the desired intermediate *N'*-(5-cyano-pyridin-2-yl)-*N,N*-dimethylformamidine.

45

[0123] To an ice-cooled, stirred solution of the above product in methanol (200 mL) and pyridine (11.5 mL, 143 mmol) was added hydroxylamine-O-sulfonic acid (11.3 g, 100 mmol). The reaction mixture was allowed to warm to room temperature and was stirred overnight. Then the volatiles were removed under reduced pressure, and the residue was partitioned between aqueous sodium bicarbonate solution and ethyl acetate. The aqueous layer was further extracted with ethyl acetate. The combined organic layers were washed sequentially with water and brine, dried over anhydrous Na<sub>2</sub>SO<sub>4</sub>, filtered, and concentrated. The resulting residue was purified by chromatography on silica gel to give the title compound (5.5 g). MS (m/z): 145 (M+1)<sup>+</sup>.

50

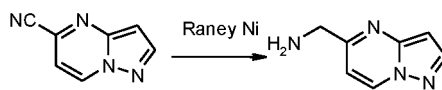
55 **[1,2,4]Triazolo[1,5-a]pyridin-6-ylmethanamine (L)**

[0124] **Intermediate L** was prepared from [1,2,4]triazolo[1,5-a]pyridine-6-carbonitrile (**L-2**) following similar procedures for synthesizing **intermediate J** from **J-4**, as described above .

**Intermediate M:**

[0125]

5



10

(M-1)

(M)

**Pyrazolo[1,5-a]pyrimidin-5-ylmethanamine (M)**

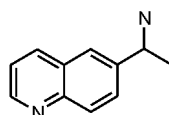
15

[0126] Intermediate M was prepared from pyrazolo[1,5-a]pyrimidine-5-carbonitrile (M-1) following similar procedures for synthesizing intermediate J from J-4, as described above. MS (m/z): 149 (M+1)<sup>+</sup>.

**Intermediate N:**

[0127]

20



25

(N)

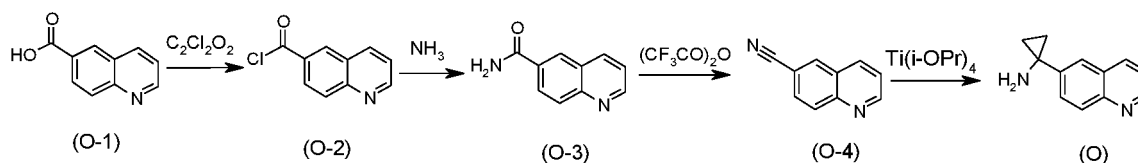
[0128] Intermediate N was prepared from quinoline-6-carboxylic acid as described in US2007/ 0265272.

30

**Intermediate O:**

[0129]

35



40

**Quinoline-6-carbonyl chloride (O-2)**

45

[0130] To a mixture of quinoline-6-carboxylic acid (O-1) (2.0 g, 11.5 mmol) in CH<sub>2</sub>Cl<sub>2</sub> (250 mL) was added 3 drops of DMF at 0°C, followed by oxalyl chloride (7.3 g, 57.5 mmol) dropwise. The resulting reaction was stirred at room temperature overnight, and then concentrated to afford the title compound (2.2 g).

**Quinoline-6-carboxamide (O-3)**

50

[0131] To a solution of quinoline-6-carbonyl chloride (O-2) (2.2 g, 10.5 mmol) in THF (100 mL) was added ammonia (5 mL) at 0°C. The mixture was stirred at room temperature for 1 h, then concentrated and washed with water (15 mL) to afford the title compound (1.5 g). MS (m/z): 173 (M+1)<sup>+</sup>.

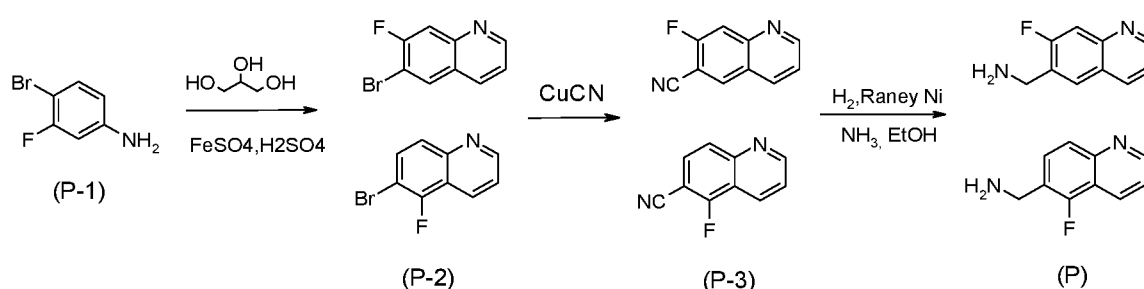
**Quinoline-6-carbonitrile (O-4)**

55

[0132] To a mixture of quinoline-6-carboxamide (O-3) (1.2 g, 7.2 mmol) and triethylamine (2.2 g, 21.8 mmol) in DCM (50 mL) at 0°C was added trifluoroacetic acid anhydride (1.9 g, 8.9 mmol). The reaction was stirred for 10 mins at 0°C, then quenched with water. The resulting mixture was extracted with DCM. The organic layer was dried over anhydrous Na<sub>2</sub>SO<sub>4</sub>, and concentrated to afford the desired title compound (1.0 g). MS (m/z): 154 (M)<sup>+</sup>.

**1-(Quinolin-6-yl)cyclopropanamine (O)**

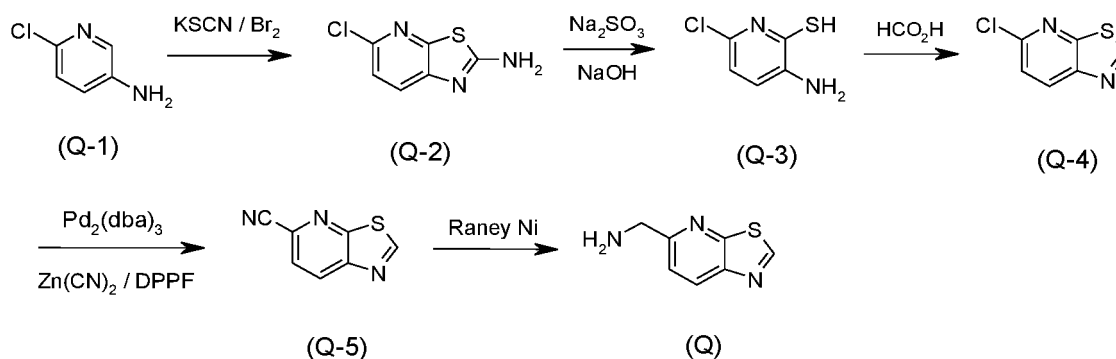
**[0133]** Ethylmagnesium bromide (7.7 mmol, 3 M in ethyl ether) was added to a solution of quinoline-6-carbonitrile (**O-4**) (540 mg, 3.5 mmol) and  $\text{Ti}(\text{O}i\text{-Pr})_4$  (3.9 mmol, 1.16 mL) in  $\text{Et}_2\text{O}$  (15 mL) at  $-70^\circ\text{C}$ . The resulting yellow solution was stirred for 10 mins, warmed to room temperature over 1.5h, and then was treated with  $\text{BF}_3 \cdot \text{OEt}_2$  (7 mmol, 0.88 mL). The resulting mixture was stirred for 1h. Then 1N aqueous HCl (11 mL) and ethyl ether (40 mL) were added, followed by NaOH (10% aq, 30 mL). The mixture was extracted with ethyl ether. The combined ethyl ether layers were dried over anhydrous  $\text{Na}_2\text{SO}_4$ , filtered, and concentrated in vacuo to afford the crude title compound, which was used for the next step without further purification. MS (m/z): 185 ( $\text{M}+1$ )<sup>+</sup>.

**Intermediate P****[0134]****6-Bromo-7-fluoroquinoline and 6-bromo-5-fluoroquinoline (P-2)**

**[0135]** A mixture of 4-bromo-3-fluoroaniline (**P-1**) (5.7 g, 30 mmol), propane-1,2,3-triol (11.04 g, 120 mmol),  $\text{FeSO}_4 \cdot 7\text{H}_2\text{O}$  (1.92 g, 6.9 mmol), and nitrobenzene (2.22 g, 18 mmol) was stirred at room temperature for 10 mins, then concentrated  $\text{H}_2\text{SO}_4$  (9.7 g, 9.9 mmol) was added. The resulting mixture was stirred at reflux for 7h. After cooling to room temperature, the reaction was poured into water, basified with  $\text{NH}_3 \cdot \text{H}_2\text{O}$  to pH about 8, and extracted with DCM. The concentrated organic layer was purified by chromatography on silica gel (eluted with  $\text{Pet}/\text{EtOAc}=15/1$ ) to afford the title compound mixture. 6.78 g. MS (m/z): 226 ( $\text{M}+1$ )<sup>+</sup>.

**(7-Fluoroquinolin-6-yl)methanamine and (5-fluoroquinolin-6-yl)methanamine (P)**

**[0136]** These compounds were prepared from 6-bromo-7-fluoroquinoline and 6-bromo-5-fluoroquinoline (**P-2**) following similar procedures for synthesizing **Intermediate J** from **J-3**, as described above. MS (m/z): 177 ( $\text{M}+1$ )<sup>+</sup>.

**Intermediate Q:****[0137]**

**5-Chlorothiazolo[5,4-b]pyridin-2-amine (Q-2)**

[0138] To glacial acetic acid (125 mL) pre-cooled to 5°C were added potassium thiocyanate (93 g, 961 mmol) and 6-chloropyridin-3-amine (**Q-1**) (15 g, 117 mmol). The mixture was placed in a freezing mixture of ice and salt and stirred, while 10 mL of bromine in glacial acetic acid (30 mL) was added from an addition funnel at such a rate that the temperature never rose beyond 0°C. After all the bromine had been added, the solution was stirred for an additional 2h at 0°C and at room temperature overnight. Water (60 mL) was added quickly, and the slurry maintained at 90°C was filtered hot. The orange filter cake was placed in the reaction flask. Glacial acetic acid (60 mL) was added to the flask. The mixture in the flask was maintained at 85°C was filtered hot once again. The combined filtrates were cooled and neutralized with concentrated ammonia solution to pH 6. A precipitate was collected as the title compound (19 g). MS (m/z): 186 (M+1)<sup>+</sup>.

**3-Amino-6-chloropyridine-2-thiol (Q-3)**

[0139] 5-Chlorothiazolo[5,4-b]pyridin-2-amine (**Q-2**) (19 g, 103 mmol) containing sodium sulfite (2 g) was refluxed in 20% aqueous sodium hydroxide solution (150 mL) overnight. The solids were completely dissolved after 1h, then cooled to room temperature. The solution was neutralized with formic acid. A precipitate was collected by filtration as the title compound (16.4 g).

**5-Chlorothiazolo[5,4-b]pyridine (Q-4)**

[0140] 3-Amino-6-chloropyridine-2-thiol (**Q-3**) (16.4 g, 103 mmol) in formic acid (80 mL) was refluxed at 110°C for 2h. The reaction mixture was cooled and neutralized with concentrated ammonia to pH 7. A precipitate was collected by filtration as the title compound (14.5 g). MS (m/z): 171 (M+1)<sup>+</sup>.

**Thiazolo[5,4-b]pyridine-5-carbonitrile (Q-5)**

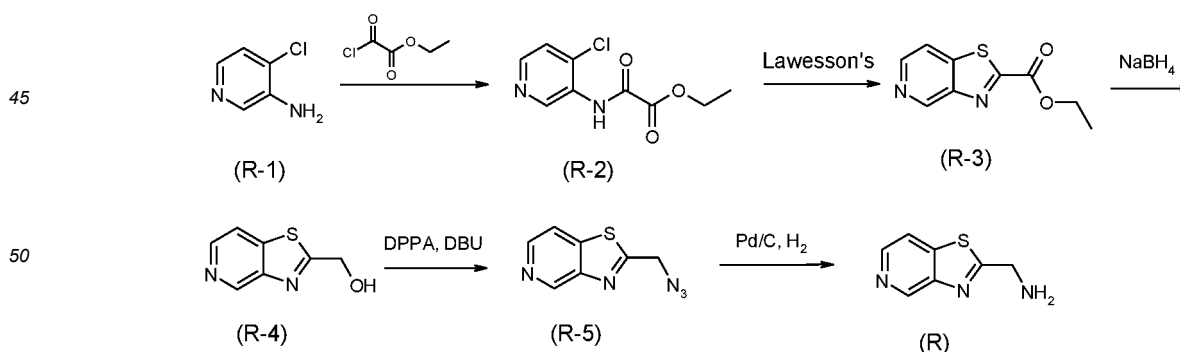
[0141] To an 8 mL screw cap vial equipped with a magnetic stirring bar were added 5-chlorothiazolo[5,4-b]pyridine (**Q-4**) (460 mg, 2.7 mmol), Zn(CN)<sub>2</sub> (316 mg, 2.7 mmol), Pd<sub>2</sub>(dba)<sub>3</sub> (123 mg, 0.13 mmol), DPPF (150 mg, 0.27 mmol) and DMF (5 mL, wet, containing 1% of H<sub>2</sub>O). The vial was flushed with nitrogen, then sealed with the screw cap. The mixture was stirred at 120°C for overnight, and then concentrated in vacuo. The resulting residue was purified by chromatography on silica gel to give the title compound (151 mg).

**Thiazolo[5,4-b]pyridin-5-ylmethanamine (Q)**

[0142] **Intermediate Q** was prepared from thiazolo[5,4-b]pyridine-5-carbonitrile (**Q-5**) following similar procedures for synthesizing **intermediate J** from **J-4**, as described above. MS (m/z): 166 (M+1)<sup>+</sup>.

**Intermediate R:**

[0143]

**Ethyl 2-(4-chloropyridin-3-ylamino)-2-oxoacetate (R-2)**

[0144] To a solution of 4-chloropyridin-3-amine (**R-1**) (5 g, 38.9 mmol) in THF (100 mL) was added Et<sub>3</sub>N (4.72 g, 6.5 mL, 46.7 mmol), followed by ethyl 2-chloro-2-oxoacetate (5.84 g, 4.78 mL, 42.8 mmol) in THF (5 mL) dropwise at 0°C.

The resulting mixture was stirred at room temperature for 1 h, and then concentrated in vacuo. The resulting residue was dissolved in EtOAc, and washed with aqueous saturated NaHCO<sub>3</sub>. The organic layer was separated, dried over Na<sub>2</sub>SO<sub>4</sub>, and concentrated to give the title compound, which was used for the next step without further purification. MS (m/z): 229 (M+1)<sup>+</sup>.

5

### Ethyl thiazolo[4,5-c]pyridine-2-carboxylate (R-3)

[0145] A solution of ethyl 2-(4-chloropyridin-3-ylamino)-2-oxoacetate (R-2) (8 g, 35 mmol) and Lawesson's reagent (8.5 g, 21 mmol) in toluene (100 mL) was refluxed for 2h, and then concentrated in vacuo. The residue was purified by chromatography on silica gel to give the title compound. MS (m/z): 209 (M+1)<sup>+</sup>.

10

### Thiazolo[4,5-c]pyridin-2-ylmethanol (R-4)

[0146] To a solution of ethyl thiazolo[4,5-c]pyridine-2-carboxylate (R-3) (5 g, 24 mmol) in ethanol (100 mL) was added NaBH<sub>4</sub> (0.9 g, 24 mmol) in portions at 0°C. The suspension was stirred at room temperature for 1h, and then concentrated. The resulting residue was dissolved in EtOAc, washed with water. The organic layer was separated, dried over Na<sub>2</sub>SO<sub>4</sub>, concentrated in vacuo and purified by chromatography on silica gel to give the title compound. MS (m/z): 167 (M+1)<sup>+</sup>.

15

### Thiazolo[4,5-c]pyridin-2-ylmethanamine (R)

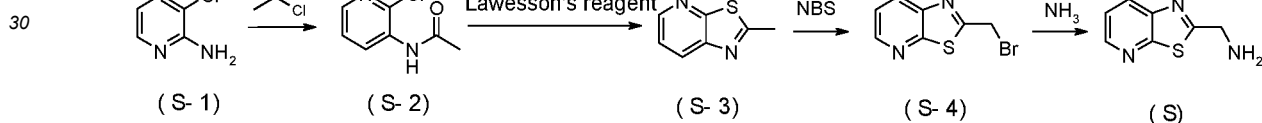
20

[0147] Intermediate R was prepared from thiazolo[4,5-c]pyridin-2-ylmethanol (R-4) following similar procedures for synthesizing intermediate A from A-3, as described above. MS (m/z): 165 (M)<sup>+</sup>.

### Intermediate S:

25

#### [0148]



35

### N-(2-Chloropyridin-3-yl)acetamide (S-2)

[0149] To a mixture of 3-chloropyridin-2-amine (S-1) (12.8 g, 100 mmol) and Et<sub>3</sub>N (3 mL) in dried DCM (50 mL) was added acetyl chloride (8 mL) dropwise. The reaction was stirred at room temperature overnight, then adjusted to pH about 7 with an aqueous NaHCO<sub>3</sub> solution, and extracted with DCM. The organic layer was washed with water, dried over Na<sub>2</sub>SO<sub>4</sub>, and concentrated to afford the title compound (17.1 g). MS (m/z): 171.6 (M+1)<sup>+</sup>.

40

### 2-Methylthiazolo[5,4-b]pyridine (S-3)

[0150] Intermediate S-3 was prepared from N-(2-chloropyridin-3-yl)acetamide (S-2) following similar procedures for synthesizing intermediate R-3 from R-2, as described above. MS (m/z): 151.6 (M+1)<sup>+</sup>.

45

### 2-(Bromomethyl)thiazolo[5,4-b]pyridine (S-4)

[0151] Intermediate S-4 was prepared from 2-methylthiazolo[5,4-b]pyridine (S-3) following similar procedures for synthesizing intermediate B-5 from B-4, as described above.

50

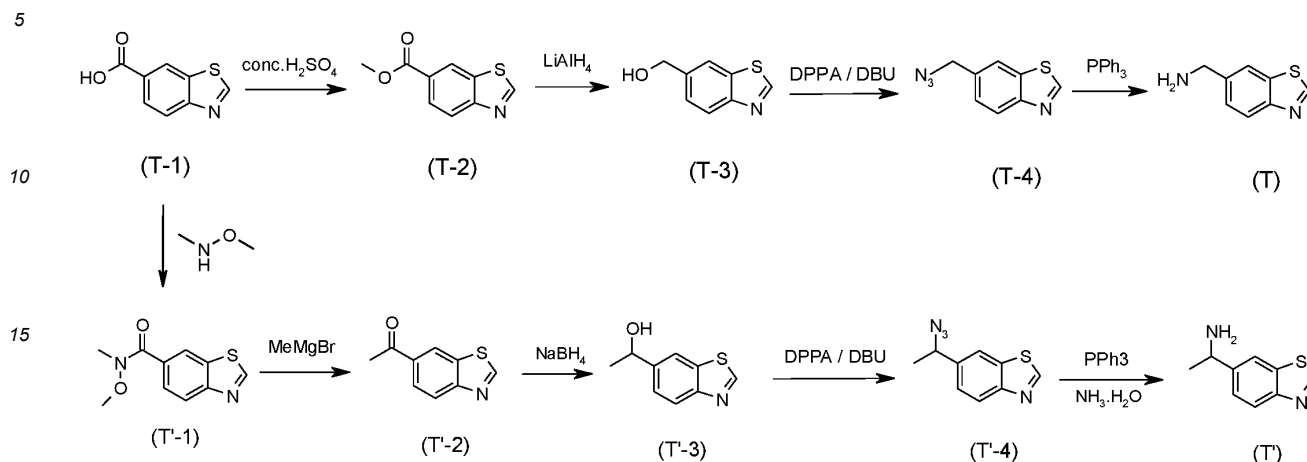
### Thiazolo[5,4-b]pyridin-2-ylmethanamine(S)

[0152] Intermediate S was prepared from 2-(bromomethyl)thiazolo[5,4-b]pyridine (S-4) following similar procedures for synthesizing intermediate C from C-5, as described above. MS (m/z): 166 (M+1)<sup>+</sup>.

55

## Intermediate T and T'

[0153]



## Methyl benzo[d]thiazole-6-carboxylate (T-2)

[0154] Intermediate T2 was prepared from benzo[d]thiazole-6-carboxylic acid (T-1) following similar procedures for synthesizing intermediate F-2 from F-1, as described above.

## Benzo[d]thiazol-6-ylmethanamine (T)

[0155] Intermediate T was prepared from methyl benzo[d]thiazole-6-carboxylate (T-2) following similar procedures for synthesizing intermediate D from D-2, as described above. MS (m/z): 165 (M+1)<sup>+</sup>.

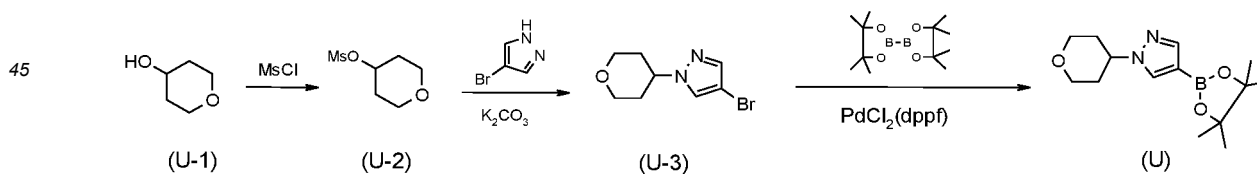
## 1-(Benzo[d]thiazol-6-yl)ethanamine (T')

[0156] Intermediate T' was prepared from benzo[d]thiazole-6-carboxylic acid (T-1) following similar procedures for synthesizing intermediate D'-5 from D'-1, as described above, and intermediate D from D-4 as described above.. MS (m/z): 179(M+1)<sup>+</sup>.

## Synthesis of boric acid or ester intermediates:

## Intermediate U

[0157]



## Tetrahydro-2H-pyran-4-yl methanesulfonate (U-2)

[0158] To a mixture of tetrahydro-2H-pyran-4-ol (U-1) (1.02 g, 10 mmol) and Et<sub>3</sub>N (1 mL) in dried DCM (20 mL) was added MsCl (2 mL) dropwise. The reaction was stirred at room temperature for 1 h, then washed with water. The organic layer was separated, dried over Na<sub>2</sub>SO<sub>4</sub>, and concentrated to afford the title compound (1.8 g).

## 4-Bromo-1-(tetrahydro-2H-pyran-4-yl)-1H-pyrazole (U-3)

[0159] The mixture of tetrahydro-2H-pyran-4-yl methanesulfonate (U-2) (1.8 g, 10 mmol), 4-bromo-1H-pyrazole (1.46

## EP 3 511 330 B1

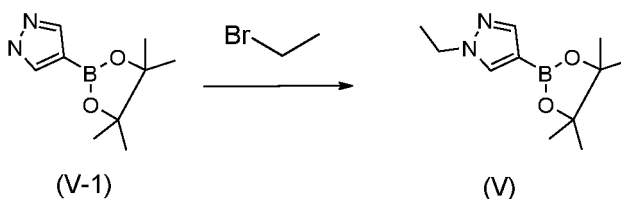
g, 10 mmol) and  $K_2CO_3$  (1.4 g, 10 mmol) in DMF (10 mmol) was stirred at 80°C overnight, then purified by chromatography to afford the title compound (861 mg). MS (m/z): 231 (M+1)<sup>+</sup>.

### 1-(Tetrahydro-2H-pyran-4-yl)-4-(4,4,5,5-tetramethyl-1,3,2-dioxaborolan-2-yl)-1H-pyrazole (U)

**[0160]** To a mixture of 4-bromo-1-(tetrahydro-2H-pyran-4-yl)-1H-pyrazole (**U-3**) (1.13 g, 4.48 mmol), 4,4,5,5-tetramethyl-2-(4,4,5,5-tetramethyl-1,3,2-dioxaborolan-2-yl)-1,3,2-dioxaborolane (861 mg, 3.73 mmol) and KOAc (12.43 g, 12.68 mmol) in DMSO (5 mL) was added Pd (dppf)Cl<sub>2</sub> (172 mg, 0.21 mmol) under N<sub>2</sub>. The mixture was stirred overnight at 80°C under N<sub>2</sub>. After cooling to room temperature, the reaction mixture was poured into water, and extracted with EtOAc. The organic phase was separated, concentrated in vacuo and then purified by chromatography to afford the title compound (170 mg). MS (m/z): 279 (M+1)<sup>+</sup>.

### Intermediate V

**[0161]**

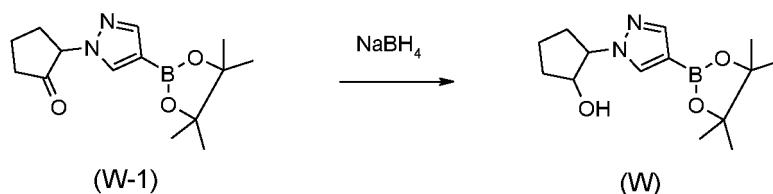


### 1-Ethyl-4-(4,4,5,5-tetramethyl-1,3,2-dioxaborolan-2-yl)-1H-pyrazole (V)

**[0162]** To a solution of 4-(4,4,5,5-tetramethyl-1,3,2-dioxaborolan-2-yl)-1H-pyrazole (V-1) (3 g, 15 mmol) in DMF (6 mL) were added bromoethane (3.24 g, 30 mmol) and  $K_2CO_3$  (4.26 g, 30 mmol). The reaction mixture was stirred at 60°C overnight, then diluted with EtOAc, washed with water and then brine. The organic layer was separated, then dried over Na<sub>2</sub>SO<sub>4</sub>, and concentrated to afford the title compound (3.40 g). MS (m/z): 223 (M+1)<sup>+</sup>.

### Intermediate W

**[0163]**



### 2-(4-(4,4,5,5-tetramethyl-1,3,2-dioxaborolan-2-yl)-1H-pyrazol-1-yl)cyclopentanone (W-1)

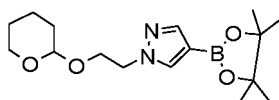
**[0164]** Intermediate W-1 was prepared from 2-chlorocyclopentanone (1.06 g, 9 mmol) following the similar procedures of synthesizing intermediate (V), as described above. MS (m/z): 277 (M+1)<sup>+</sup>.

### 2-(4-(4,4,5,5-Tetramethyl-1,3,2-dioxaborolan-2-yl)-1H-pyrazol-1-yl)cyclopentanol (W)

**[0165]** To a solution of 2-(4-(4,4,5,5-tetramethyl-1,3,2-dioxaborolan-2-yl)-1H-pyrazol-1-yl)cyclopentanone (**W-1**) (550 mg, 2 mmol) in methanol (5 mL) was added NaBH<sub>4</sub> (150 mg, 4 mmol). The reaction was stirred at room temperature for 1h. The solvent was removed in vacuo, and the residue was extracted with EtOAc, washed with water, and purified by chromatography on silica gel to afford the title compound (200 mg). MS (m/z): 279 (M+1)<sup>+</sup>.

### Intermediate X

**[0166]**



(X)

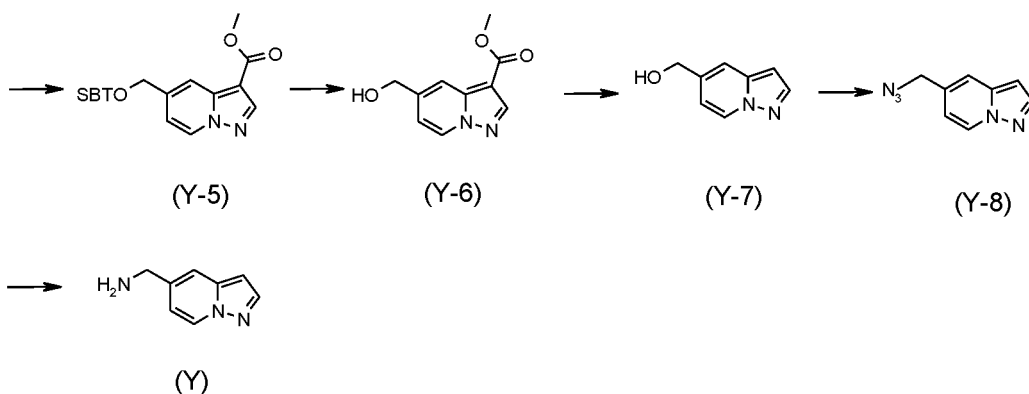
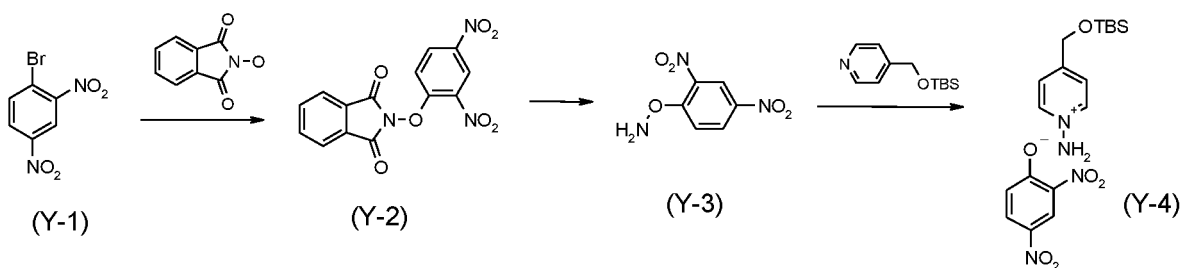
[0167] This intermediate was prepared from 4-bromo-1H-pyrazole as described in US2007/ 0265272.

Other pyrazole boric acids or esters were prepared according to the procedures of intermediates (U-X)

Intermediate Y:

### 2-(2,4-Dinitrophenoxy)isoindoline-1,3-dione (Y-2)

[0168] To a suspension of 2-hydroxyisoindoline-1,3-dione (20.0 g, 0.12 mol) in acetone (400 mL) was added Et<sub>3</sub>N (14.9 g, 0.15 mol), the mixture was stirred at room temperature until it became a homogeneous solution, then 1-bromo-2,4-dinitrobenzene Y-1 (30.2 g, 0.12 mol) was added. The reaction was stirred at room temperature for 3 h, then poured into ice-water, the resulting precipitate was filtered and washed three times with cold MeOH, dried in vacuum to afford the title compound (38.1 g).



### 2-(2,4-Dinitrophenyl)hydroxylamine (Y-3)

[0169] To a solution of 2-(2,4-dinitrophenoxy)isoindoline-1,3-dione Y-2 (20.0 g, 60.7 mmol) in CH<sub>2</sub>Cl<sub>2</sub> (400 ml) was added a solution of hydrazine hydrate (10.0 mL, 85%, 177 mmol) in MeOH (60 ml) at 0°C. The reaction mixture was stirred at 0°C for 6h, then treated with cold aqueous HCl (1N, 400 ml). The resulting mixture was rapidly filtered and washed with MeCN. The filtrate was transferred into a funnel. The organic phase was separated. The aqueous layer was extracted with CH<sub>2</sub>Cl<sub>2</sub>. The combined organic layers were dried over anhydrous Na<sub>2</sub>SO<sub>4</sub>, then concentrated to afford the title compound (7.9 g). MS (m/z): 183(M-16)<sup>-</sup>.

### 1-Amino-4-((tert-butyldimethylsilyloxy)methyl)pyridinium 2,4-dinitrophenolate (Y-4)

[0170] To a solution of pyridin-4-ylmethanol (21.8 g, 0.20 mol) in CH<sub>2</sub>Cl<sub>2</sub> (200 mL) were added Et<sub>3</sub>N (30.0 g, 0.30 mmol) and TBSCl (45.0 g, 0.30 mmol) at 0°C. The reaction mixture was stirred at room temperature for 4 h, then quenched with water. The organic phase was separated, and the aqueous layer was extracted with CH<sub>2</sub>Cl<sub>2</sub>. The combined organic

layers were washed with brine, dried over  $\text{Na}_2\text{SO}_4$  and concentrated. The residue was purified by silica gel chromatography to afford 4-((*tert*-butyldimethylsilyloxy)methyl)pyridine.

[0171] A mixture of 4-((*tert*-butyldimethylsilyloxy)methyl)pyridine (8.9 g, 39.7 mmol) and O-(2,4-dinitrophenyl)hydroxylamine **Y-3** (7.9 g, 39.7 mmol) in MeCN (27 ml) was stirred at 40°C for 24 h, then concentrated to afford the title compound (17.1g), used in next step without further purification. MS (m/z): 239(M-183)<sup>+</sup>.

#### Methyl 5-((*tert*-butyldimethylsilyloxy)methyl)pyrazolo[1,5-a]pyridine-3-carboxylate (**Y-5**)

[0172] To a solution of 1-amino-4-((*tert*-butyldimethylsilyloxy)methyl)pyridinium 2,4-dinitrophenolate **Y-4** (13.4 g, 31.6 mmol) in DMF (60 mL) were added methyl propiolate (2.7 g, 31.6 mmol) and  $\text{K}_2\text{CO}_3$  (6.5 g, 47.4 mmol). The reaction was stirred at room temperature for 24 h, then treated with water. The resulting mixture was extracted with ethyl acetate (100 ml x 3), the combined organic layers were washed with water, brine and dried over  $\text{Na}_2\text{SO}_4$ , then concentrated in vacuo, the residue was purified by silica gel chromatography to afford the title compound (2.9 g). MS (m/z): 321(M+1)<sup>+</sup>.

#### Methyl 5-(hydroxymethyl)pyrazolo[1,5-a]pyridine-3-carboxylate (**Y-6**)

[0173] To a solution of methyl 5-((*tert*-butyldimethylsilyloxy)methyl)pyrazolo[1,5-a]pyridine-3-carboxylate **Y-5** (2.9 g, 9.1 mmol) in dry THF (20 mL) was added TBAF (3.5 g, 13.7 mmol). The reaction mixture was stirred at room temperature for 10 mins, then treated with ethyl acetate. The resulting mixture was washed with brine, dried over  $\text{Na}_2\text{SO}_4$  and concentrated to afford the title compound (1.9 g).

#### Pyrazolo[1,5-a]pyridin-5-ylmethanol (**Y-7**)

[0174] A suspension of methyl 5-(hydroxymethyl)pyrazolo[1,5-a]pyridine-3-carboxylate **Y-6** (1.9 g, 9.1 mmol) in 40%  $\text{H}_2\text{SO}_4$  was stirred at 80°C for 24 h, then neutralized with 3N NaOH to pH=7-8. The resulting mixture was extracted with ethyl acetate. The combined organic layers were washed with brine, dried over  $\text{Na}_2\text{SO}_4$  and concentrated. The residue was purified by silica gel chromatography to afford the title compound (1.1g). MS (m/z): 149(M+1)<sup>+</sup>.

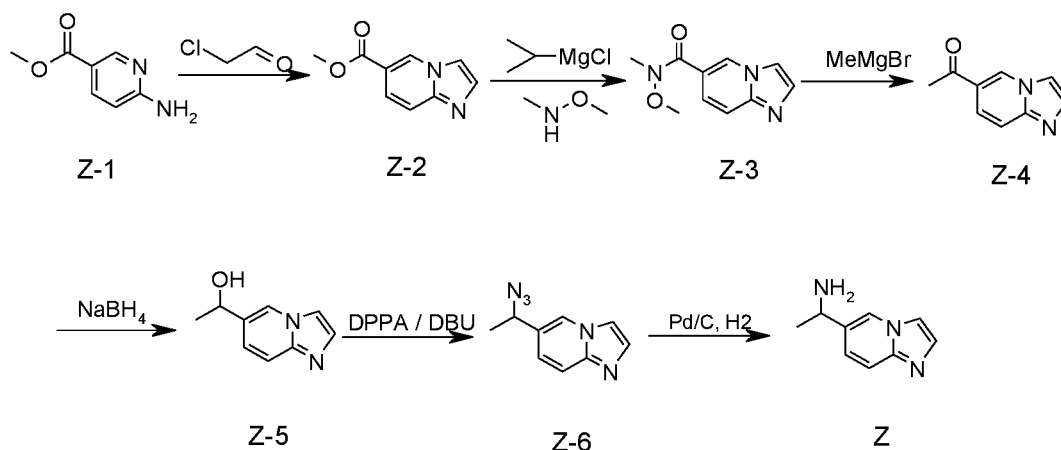
#### Intermediate (**Y**)

[0175] Intermediate **Y** was prepared from pyrazolo[1,5-a]pyridin-5-ylmethanol (**Y-7**) following similar procedures for synthesizing intermediate D from D-3.

#### Intermediate **Z**

#### Methyl H-imidazo[1,2-a]pyridine-6-carboxylate (**Z-2**)

[0176]



[0177] To a solution of **Z-1** (9.0 g, 59.21 mmol) in anhydrous EtOH (160 ml) was added chloroacetaldehyde (40% in  $\text{H}_2\text{O}$ , 48.6 mL, 296 mmol). The reaction mixture was refluxed for 4h, then concentrated. The residue was dissolved in water and adjusted to pH>7 with a saturated  $\text{NaHCO}_3$  solution, extracted with EtOAc and purified by silica gel chroma-

tography to afford the title compound (6.60 g). MS (m/z): 177 (M+1)<sup>+</sup>.

### **N-Methoxy-N-methylimidazo[1,2-a]pyridine-6-carboxamide (Z-3)**

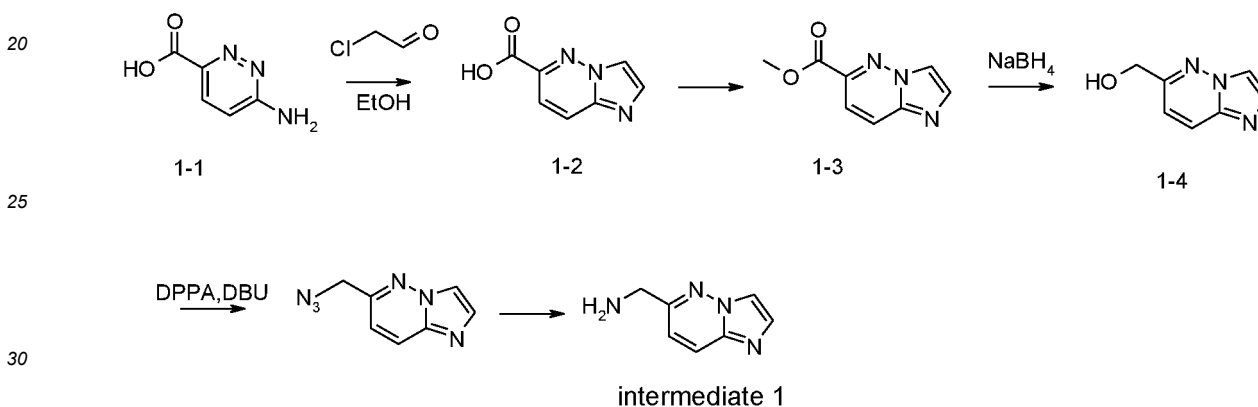
5 **[0178]** To a mixture of Z-2 (5.0 g, 28.4 mmol) and N-methoxymethanamine (5.54 g, 56.8 mmol) in dry THF (50 ml) at -20°C under N<sub>2</sub> was added isopropylmagnesium chloride (56.8 mL, 113.6 mmol) over 30 mins. The resulting mixture was stirred at -20°C for 30 mins, then quenched with 20% NH<sub>4</sub>Cl solution, and extracted with EtOAc (50 mL ×3). The combined organic layers were dried over Na<sub>2</sub>SO<sub>4</sub>, concentrated and purified by silicon gel chromatography to afford the title compound (3.0 g). MS (m/z): 206 (M+1)<sup>+</sup>.

### **1-(H-imidazo[1,2-a]pyridin-6-yl)ethanamine (Z)**

**[0179]** It was prepared from compound Z-3 following similar procedures for synthesizing intermediate D' from D'-2.

### **Intermediate 1**

#### **[0180]**



### **Imidazo[1,2-b]pyridazine-6-carboxylic acid (1-2)**

35 **[0181]** To a mixture of 6-aminopyridazine-3-carboxylic acid (**1-1**) (1.39 g, 10 mmol) in ethanol in a sealed flask was added 2-chloroacetaldehyde (4 mL, 40% aqueous). The reaction mixture was stirred at room temperature for 5 min, then heated at 100°C overnight. After cooled to room temperature, the mixture was concentrated to afford the title compound (1.63 g). MS (m/z): 164 (M+1)<sup>+</sup>

### **Methyl imidazo[1,2-b]pyridazine-6-carboxylate (1-3)**

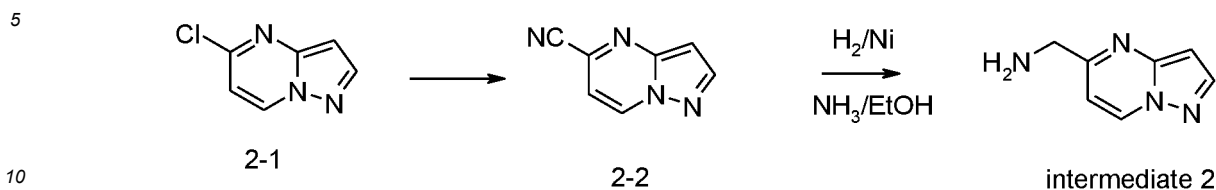
40 **[0182]** To a mixture of imidazo[1,2-b]pyridazine-6-carboxylic acid (**1-2**) (1.63 g, 10 mmol) in SOCl<sub>2</sub> (15 mL) was added 10 drops of DMF at room temperature. The resulting solution was heated at reflux for 3 h. After cooled to room temperature, the reaction was concentrated, and the resulting solid was dissolved in methanol, and stirred for a while, then treated with an aqueous saturated NaHCO<sub>3</sub> solution to pH7. The mixture was purified by silica gel chromatography to afford the title compound (891 mg). MS (m/z): 178 (M+1)<sup>+</sup>

### **Imidazo[1,2-b]pyridazin-6-ylmethanol (1-4)**

50 **[0183]** To a solution of methyl imidazo[1,2-b]pyridazine-6-carboxylate (**1-3**) (891 mg, 5.03 mmol) in ethanol (25 mL) was added NaBH<sub>4</sub> (420 mg, 11.1 mmol) at room temperature. The suspension was stirred at room temperature for 2 h. The reaction mixture was concentrated in vacuum. The residue was purified by chromatography on silica gel to afford the title compound (630 mg). MS (m/z): 150 (M+1)<sup>+</sup>

### **Imidazo[1,2-b]pyridazin-6-ylmethanamine (Intermediate 1)**

55 **[0184]** Intermediate 1 was prepared from imidazo[1,2-b]pyridazin-6-ylmethanol (**1-4**) following the procedures similar to procedure of intermediate D from D-3. MS (m/z): 149 (M+1)<sup>+</sup>

**Intermediate 2****[0185]****Pyrazolo[1,5-a]pyrimidine-5-carbonitrile (2-2)**

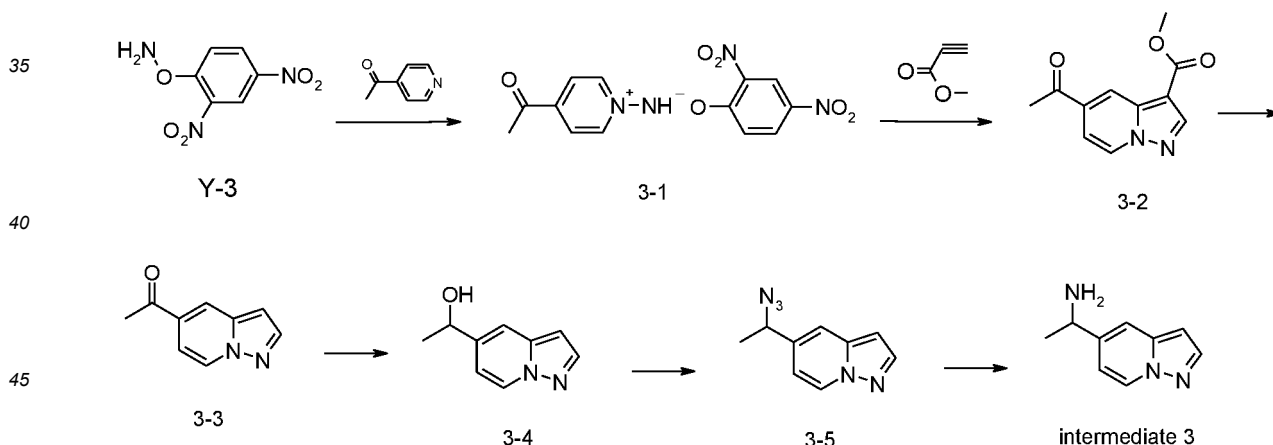
15 **[0186]** To a mixture of 5-chloropyrazolo[1,5-a]pyrimidine (**2-1**) (1.0 g, 6.45 mmol) and  $Zn(CN)_2$  (770 mg, 6.58 mmol) in dried DMF (20 mL) exchanged by  $N_2$  was added  $Pd(PPh_3)_4$  (400 mg, 3.46 mmol). The reaction mixture was stirred at  $110^\circ C$  overnight. After cooled to the room temperature, the solution was concentrated and purified by chromatography on silica gel to afford the title compound (620 mg)

**Pyrazolo[1,5-a]pyrimidin-5-ylmethanamine(Intermediate 2)**

20 **[0187]** To a solution of pyrazolo[1,5-a]pyrimidine-5-carbonitrile (**2-2**) (620 mg, 4.31 mmol) in  $NH_3$  in MeOH (5 mL) was added Raney Ni (100 mg). The reaction mixture was stirred at room temperature for 3 h under  $H_2$ . The mixture was filtered, and the filtrate was concentrated to afford the title compound (600 mg). MS (m/z):  $149(M+1)^+$ .

**Intermediate 3****(3-1)**

25 **[0188]** To a solution of 1-(pyridin-4-yl)ethanone (100 mg, 0.82 mmol) dissolved in  $CH_3CN$  (3 mL) was added **Y-3** (180 mg, 0.9 mmol). The reaction mixture was heated to  $40^\circ C$  and stirred at  $40^\circ C$  for 24 h. Solvent was removed in vacuum. The residue was used in next step without further purification (225 mg).

**Methyl 5-acetylpyrazolo[1,5-a]pyridine-3-carboxylate (3-2)**

50 **[0189]** To a mixture of (**3-1**) (100 mg, 0.31 mmol) and  $K_2CO_3$  (60 mg, 0.43 mmol) in DMF (1 mL) was added methyl propiolate (29 mg, 0.34 mmol) dropwise. The reaction mixture was stirred vigorously at room temperature for 24 h. The suspension was filtered. The filtrate was concentrated. The resulting residue was dissolved in  $Et_2O$  and washed with water. The organic layer was separated, concentrated and purified by chromatography on silica gel to afford the title compound (20 mg). MS (m/z):  $219(M+1)^+$ .

55

**1-(Pyrazolo[1,5-a]pyridin-5-yl)ethanone (3-3)**

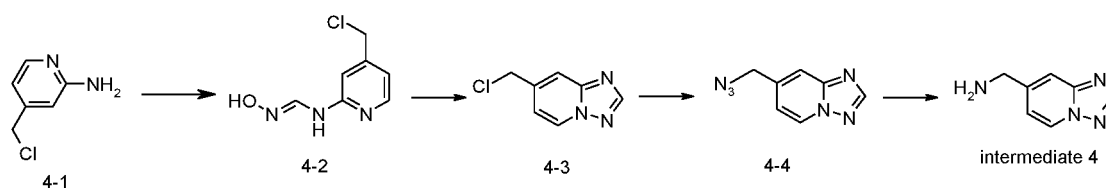
**[0190]** A suspension of methyl 5-acetylpyrazolo[1,5-a]pyridine-3-carboxylate (**3-2**) (90 mg, 0.41 mmol) dissolved in 50% H<sub>2</sub>SO<sub>4</sub> (2 mL) was stirred at 80°C for 3 h. After cooled to 0°C, the solution was treated with 5N NaOH solution, and then extracted with Et<sub>2</sub>O. The organic layer was separated, dried, concentrated and purified by flash chromatography to afford the title compound (25 mg).

**1-(Pyrazolo[1,5-a]pyridin-5-yl)ethanamine (Intermediate 3)**

**[0191]** **Intermediate 3** was prepared from 1-(pyrazolo[1,5-a]pyridin-5-yl)ethanone (**3-3**) following the procedures similar to the procedures of **intermediate D'** from **D'-3**. MS (m/z): 162 (M+1)<sup>+</sup>.

**Intermediate 4**

**[0192]**

**N-(4-(Chloromethyl)pyridin-2-yl)-N'-hydroxyformimidamide(4-2)**

**[0193]** To a solution of 4-(chloromethyl)pyridin-2-amine (**4-1**) (1.56 g, 8.7 mmol) in propan-2-ol (15 mL) was added DMF-DMA (1.56 mL, 11.3 mmol) at room temperature under N<sub>2</sub>. The reaction mixture was heated to 90°C for 3 h. After cooled to 50°C, the mixture was treated with NH<sub>2</sub>OH.HCl (0.781 g, 11.3 mmol), then stirred at 50°C overnight. After cooled to room temperature, the mixture was concentrated and purified by chromatography on silica gel to afford the title compound (820 mg). MS (m/z): 186 (M+1)<sup>+</sup>.

**7-(Chloromethyl)-[1,2,4]triazolo[1,5-a]pyridine(4-3)**

**[0194]** To a solution of N-(4-(chloromethyl)pyridin-2-yl)-N'-hydroxyformimidamide (**4-2**) (820 mg, 4.4 mmol) in anhydrous THF (5 mL) cooled to 0°C was added TFAA (1.1 g, 5.28 mmol) dropwise under N<sub>2</sub>. The reaction mixture was stirred at room temperature for 3 h. Then the mixture was treated with aqueous NaHCO<sub>3</sub> to pH 8, concentrated and purified by chromatography on silica gel to afford the title compound (400 mg). MS (m/z): 168 (M+1)<sup>+</sup>.

**7-(Azidomethyl)-[1,2,4]triazolo[1,5-a]pyridine(4-4)**

**[0195]** To a solution of 7-(chloromethyl)-[1,2,4]triazolo[1,5-a]pyridine (**4-3**) (400 mg, 2.4 mmol) in dried DMF (5 mL) was added NaN<sub>3</sub> (250 mg, 3.6 mmol) under N<sub>2</sub>. The reaction mixture was stirred at 80°C for 2 h, then quenched with aqueous Na<sub>2</sub>S<sub>2</sub>O<sub>3</sub>. The resulting mixture was extracted with EtOAc, dried on Na<sub>2</sub>SO<sub>4</sub>, and concentrated to afford the title compound (340 mg), which was used in next step without further purification. MS (m/z): 175 (M+1)<sup>+</sup>.

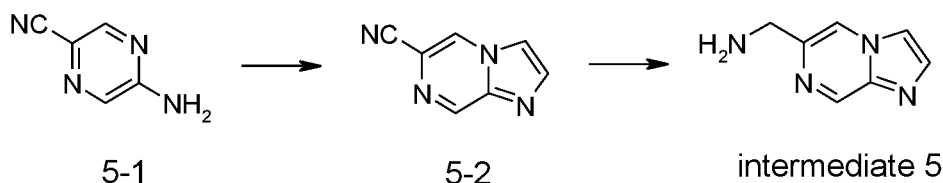
**[1,2,4]Triazolo[1,5-a]pyridin-7-ylmethanamine(Intermediate 4)**

**[0196]** To a solution of 7-(azidomethyl)-[1,2,4]triazolo[1,5-a]pyridine (**4-4**) (340 mg, 1.9 mmol) in methanol (20 mL) was added Pd/C (30 mg). The reaction mixture was stirred at room temperature under H<sub>2</sub> (1 atm) for 2 h. The mixture was filtered to remove Pd/C. The filtrate was concentrated to afford the title compound (300 mg) MS (m/z): 149(M+1)<sup>+</sup>.

**Intermediate 5**

**[0197]**

EP 3 511 330 B1



**Imidazo[1,2-a]pyrazine-6-carbonitrile (5-2)**

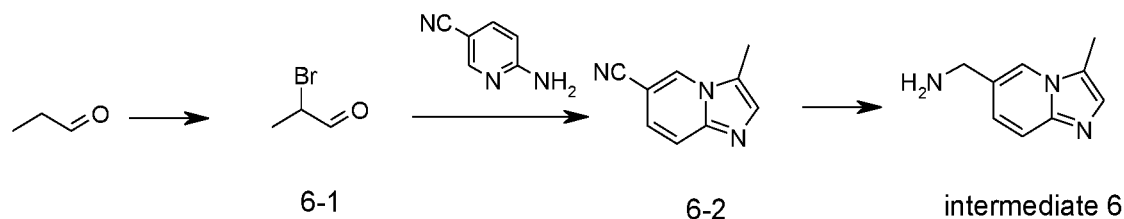
10 [0198] To a solution of 5-aminopyrazine-2-carbonitrile (**5-1**) (350 mg, 2.92 mmol) in ethanol (15 mL) was added 2-chloroacetaldehyde (4 mL, 40% in water). The mixture was stirred at 110°C overnight. The solution was concentrated, then purified by chromatography on silica gel to afford the title compound (280 mg). MS (m/z): 145.1 (M+H)<sup>+</sup>.

**Imidazo[1,2-a]pyrazin-6-ylmethanamine (Intermediate 5)**

15 [0199] To a solution of imidazo[1,2-a]pyrazine-6-carbonitrile (**5-1**) (180 mg, 1.25 mmol) in methanol (15 mL) were added Raney nickel (slurry in water, 150 mg) and 1 N ammonia. The reaction mixture was stirred under H<sub>2</sub> (1 atm) for 2 h. The mixture was filtered, and the filtrate was concentrated to afford the title compound (160 mg). MS (m/z): 149.1 (M+H)<sup>+</sup>.

**Intermediate 6**

[0200]



**2-Bromopropanal (6-1)**

35 [0201] To a solution of propionaldehyde (20mL, 265 mmol) in 25 mL of dioxane at 0°C was added bromine (13.5 mL, 265 mmol) within 1 h. The reaction mixture was allowed to continue stirring for an additional 10 min until the reaction became colorless. The mixture was diluted with 200 mL of ether, and washed with aqueous NaHSO<sub>4</sub>, NaHCO<sub>3</sub> and brine. The aqueous layer was extracted with ether. The combined organic layer was dried over Na<sub>2</sub>SO<sub>4</sub> and concentrated. The resulting oil was further purified by distillation under vacuum to afford the title compound (8.5 g).

**3-Methylimidazo[1,2-a]pyridine-6-carbonitrile (6-2)**

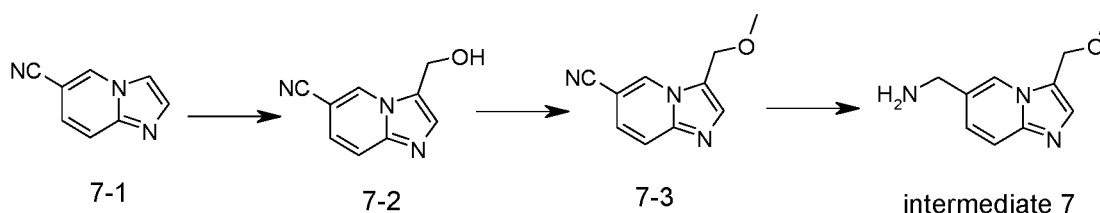
40 [0202] To a solution of 6-aminonicotinonitrile (1.2 g, 10.1 mmol) in ethanol (80 mL) was added 2-bromopropanal (**6-1**) (6.9 g, 50.5 mmol). The reaction mixture was stirred at 80°C overnight. The solution was concentrated, diluted with water (20 mL) and adjusted to PH>7 with saturated aqueous NaHCO<sub>3</sub> solution. The precipitate was collected to afford the title compound (430 mg). MS (m/z): 158 (M+H)<sup>+</sup>.

**(3-Methylimidazo[1,2-a]pyridin-6-yl)methanamine (Intermediate 6)**

50 [0203] To a solution of 3-methylimidazo[1,2-a]pyridine-6-carbonitrile (**6-2**) (200 mg, 1.27 mmol) in methanol (30 mL) were added Raney nickel (slurry in water, 100 mg) and 1N ammonia. The reaction mixture was stirred under H<sub>2</sub> for 2 h, then filtered and concentrated to afford the title compound (200 mg). MS (m/z): 162 (M+H)<sup>+</sup>.

**Intermediate 7**

55 [0204]



10 **3-(Hydroxymethyl)imidazo[1,2-a]pyridine-6-carbonitrile (7-2)**

[0205] To a solution of imidazo[1,2-a]pyridine-6-carbonitrile(7-1) (1.43 g, 10 mmol) in 3 mL of acetic acid were added sodium acetate (3.03 g, 37 mmol) and then formaldehyde (6mL, 37% in water). The reaction mixture was stirred at 100 °C overnight. After cooled to room temperature, the mixture was adjusted to pH>7 with aqueous Na<sub>2</sub>CO<sub>3</sub>. The precipitate was collected to afford the title compound (1.4 g). MS (m/z): 174.0 (M+H)<sup>+</sup>

15

20 **3-(Methoxymethyl)imidazo[1,2-a]pyridine-6-carbonitrile (7-3)**

[0206] To a solution of 3-(hydroxymethyl)-imidazo[1,2-a]pyridine-6-carbonitrile (7-2) (346 mg, 2 mmol) in 20 mL of THF was added sodium hydride (240 mg, 60% in oil) at 0°C. The reaction mixture was stirred at 0°C for 1 h, then methyl iodide (615 mg, 4.3 mmol) was added. The reaction was stirred at room temperature overnight. The mixture was treated with aqueous Na<sub>2</sub>CO<sub>3</sub>, then concentrated. The residue was diluted with water and extracted with EtOAc. The combined organics were dried over Na<sub>2</sub>SO<sub>4</sub> and concentrated to afford the title compound (300 mg). MS (m/z): 188.0 (M+H)<sup>+</sup>

25

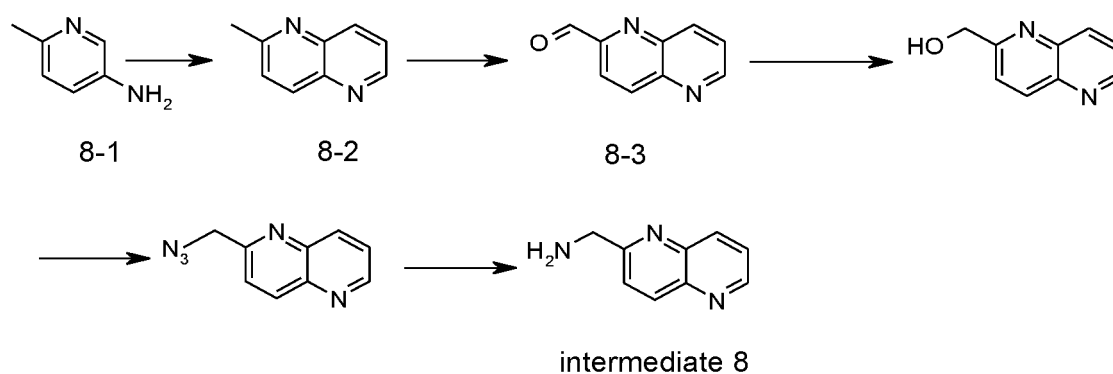
30 **(3-(Methoxymethyl)imidazo[1,2-a]pyridin-6-yl)methanamine (Intermediate 7)**

[0207] To a solution of 3-(methoxymethyl)imidazo[1,2-a]pyridine-6-carbonitrile (7-3) (300 mg, 1.6 mmol) in methanol (30 mL) were added Raney nickel (slurry in water, 150mg) and 1N ammonia. The reaction mixture was stirred under H<sub>2</sub> for 2 h. The mixture was filtered. The filtrate was concentrated to afford the title compound (300 mg). MS (m/z): 192.0 (M+H)<sup>+</sup>

35

40 **Intermediate 8**

[0208]



50 **2-Methyl-1,5-naphthyridine (8-2)**

[0209] A mixture of 6-methylpyridin-3-amine (8-1) (4.8 g, 44.4 mmol) and propane-1,2,3-triol (20 g, 222 mmol) in 5 mL of H<sub>2</sub>O was stirred at room temperature for 5 min, then concentrated H<sub>2</sub>SO<sub>4</sub> (47 g, 488 mmol) was added dropwise within 20 min at room temperature. After addition, the reaction mixture was stirred at 150 °C for 30 min. After cooled to room temperature, the mixture was poured into water, adjusted with 6 N NaOH to pH 13, then extracted with ethyl acetate. The combined organic layers were washed with brine, dried over Na<sub>2</sub>SO<sub>4</sub>, concentrated and purified by chromatography on silica gel to afford the title compound (2.9 g). MS: 145(M+1)<sup>+</sup>.

55

**1,5-Naphthyridine-2-carbaldehyde (8-3)**

[0210] A mixture of 2-methyl-1,5-naphthyridine (**8-2**) (2.9 g, 20.1 mmol) and SeO<sub>2</sub> (2.2 g, 20.1 mmol) in 40 mL of dioxane was refluxed for 3 h. After cooled to room temperature, the reaction mixture was concentrated. The residue was treated with brine and extracted with DCM/i-PrOH=4/1. The organic layer was washed with brine, dried over Na<sub>2</sub>SO<sub>4</sub>, concentrated and purified by chromatography on silica gel to afford the title compound (1.81 g).

**(1,5-Naphthyridin-2-yl)methanol (8-4)**

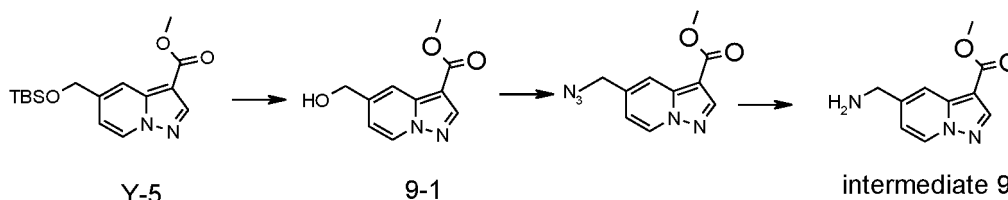
[0211] To a solution of 1,5-naphthyridine-2-carbaldehyde (**8-3**) (1.0 g, 6.32 mmol) in MeOH (15 mL) and THF (15 mL) was added NaBH<sub>4</sub> (84 mg, 2.21 mmol). The reaction mixture was stirred at 0°C for 0.5 h. The mixture was concentrated and purified by chromatography on silica gel to afford the title compound (790 mg).

**(1,5-Naphthyridin-2-yl)methanamine (Intermediate 8)**

[0212] **Intermediate 8** was prepared from (1,5-naphthyridin-2-yl)methanol (**8-4**) following the procedures similar to the procedure for synthesizing **intermediate D** from **D-3**. MS (m/z): 160 (M+1)<sup>+</sup>.

**Intermediate 9**

[0213]

**Methyl 5-(hydroxymethyl)pyrazolo[1,5-a]pyridine-3-carboxylate (9-1)**

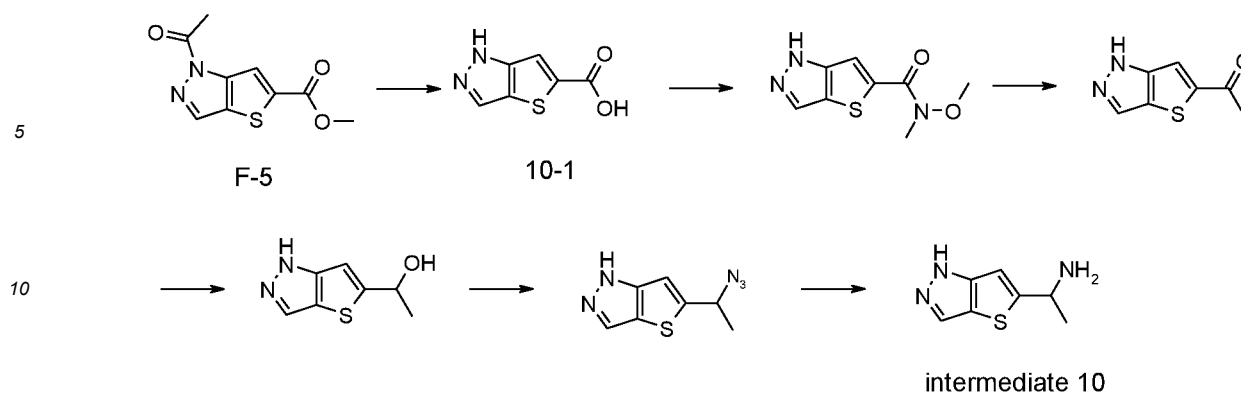
[0214] To a solution of methyl 5-((tert-butyldimethylsilyloxy)methyl)pyrazolo[1,5-a]pyridine-3-carboxylate (**Y-5**) (2.9 g, 9.1 mmol) in anhydrous THF (20 mL) was added TBAF (3.5 g, 13.7 mmol). The reaction mixture was stirred at room temperature for 10 min, then treated with ethyl acetate (50 mL). The resulting mixture was washed with brine, dried over Na<sub>2</sub>SO<sub>4</sub> and concentrated to afford the title compound (1.9 g).

**Methyl 5-(aminomethyl)pyrazolo[1,5-a]pyridine-3-carboxylate (intermediate 9)**

[0215] **Intermediate 9** was prepared from methyl 5-(hydroxymethyl)pyrazolo[1,5-a]pyridine-3-carboxylate (**9-1**) following the procedures similar to the procedure of synthesizing **intermediate D** from **D-3**. MS (m/z): 148 (M+1)<sup>+</sup>.

**Intermediate 10**

[0216]



15 **1H-Thieno[3,2-c]pyrazole-5-carboxylic acid (10-1)**

[0217] To a solution of methyl 1H-thieno[3,2-c]pyrazole-5-carboxylate (**F-5**) (4.2 g, 18.7 mmol) in MeOH (50 mL) was added a solution of LiOH.H<sub>2</sub>O (3.1 g, 74.8 mmol) in water (5 mL). The reaction mixture was stirred at room temperature overnight. Then 1N HCl was added to adjust to pH to ~ 5, the resulting precipitate was collected and dried to afford the title compound.

20

**1-(1H-thieno[3,2-c]pyrazol-5-yl)ethanamine (intermediate 10)**

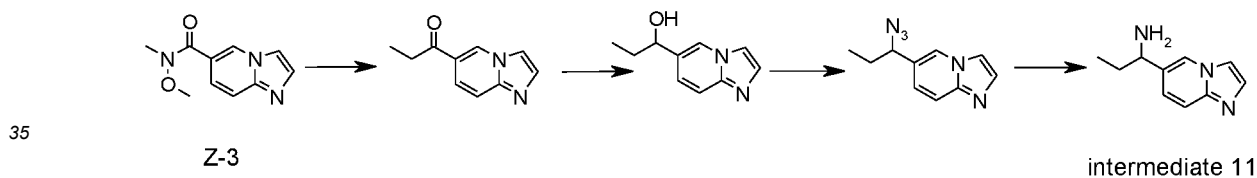
[0218] **Intermediate 10** was prepared from 1H-thieno[3,2-c]pyrazole-5-carboxylic acid (**10-1**) following similar procedures for synthesizing intermediate **T'** from **T-1**. MS (m/z): 168 (M+1)<sup>+</sup>.

25

**Intermediate 11**

[0219]

30



**1-(imidazo[1,2-a]pyridin-6-yl)propan-1-amine**

[0220] **Intermediate 11** was prepared from **Z-3** following similar procedures for synthesizing intermediate **Z** from **Z-3**.

40

**Example 1. Preparation of Reference Compounds 1-332**

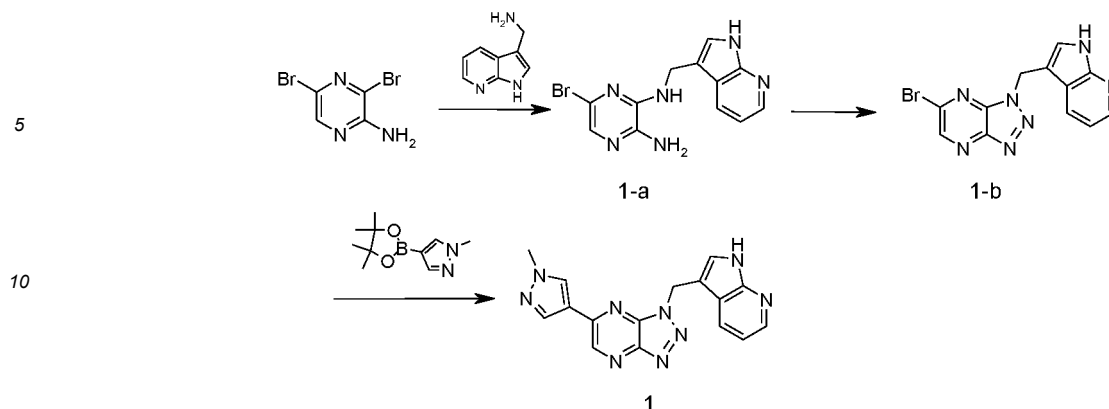
[0221] Reference Compounds of the present disclosure can be made according to the following examples.

45

**Reference Compound 1, 1-((1H-Pyrrolo[2,3-b]pyridin-3-yl)methyl)-6-(1-methyl-1H-pyrazol-4-yl)-1H-[1,2,3]-triazolo[4,5-b]pyrazine**

[0222]

50



***N*<sup>2</sup>-((1H-pyrrolo[2,3-b]pyridin-3-yl)methyl)-6-bromopyrazine-2,3-diamine**

20 **[0223]** A mixture of (1H-pyrrolo[2,3-b]pyridin-3-yl)methanamine (**intermediate A**) (442 mg, 3.0 mmol), 3,5-dibromopyrazin-2-amine (758 mg, 3.0 mmol) and *N*-ethyl-*N*-isopropylpropan-2-amine (1160 mg, 9.0 mmol) in EtOH (70 mL) was stirred at 150 °C overnight. After being cooled to room temperature, it was concentrated and purified by chromatography to afford the title compound (70 mg) MS (*m/z*): 319 (*M*+1)<sup>+</sup>.

**1-((1H-Pyrrolo[2,3-b]pyridin-3-yl)methyl)-6-bromo-1H-[1,2,3] triazolo[4,5-b]pyrazine**

25 **[0224]** To the ice-cooled mixture of *N*<sup>2</sup>-((1H-pyrrolo[2,3-b]pyridin-3-yl)methyl)-6-bromopyrazine-2,3-diamine (48 mg, 0.15 mmol) in HOAc/H<sub>2</sub>O (1.5 mL/1.5 mL) was added NaNO<sub>2</sub> (31 mg, 0.45 mmol) in water (0.2 mL). The reaction was stirred for 1.5 h in an ice bath, then aqueous H<sub>2</sub>SO<sub>4</sub> (49%, 0.1 mL) was added. The resulting mixture was allowed to warm to room temperature and stir overnight, then was adjusted to pH>8 with 3 N aqueous NaOH solution, and extracted with EtOAc. The combined organics were dried over Na<sub>2</sub>SO<sub>4</sub>, filtered and concentrated to give the title compound (46 mg) MS (*m/z*): 332 (*M*+1)<sup>+</sup>.

30

**1-((1H-Pyrrolo[2,3-b]pyridin-3-yl)methyl)-6-(1-methyl-1H-pyrazol-4-yl)-1H-[1,2,3]-triazolo[4,5-b]pyrazine**

35 **[0225]** The mixture of 1-((1H-pyrrolo[2,3-b]pyridin-3-yl)methyl)-6-bromo-1H-[1,2,3] triazolo-[4,5-b]pyrazine (46 mg, 0.14 mmol), 1-methyl-4-(4,4,5,5-tetramethyl-1,3,2-dioxaborolan-2-yl)-1H-pyrazole (77 mg, 0.35 mmol), PdCl<sub>2</sub>(dppf) (12 mg, 0.014 mmol) and Cs<sub>2</sub>CO<sub>3</sub> (137 mg, 0.42 mmol) in dioxane/H<sub>2</sub>O (10:1, 8 mL) was stirred at 80°C overnight. After being cooled to room temperature, the mixture was concentrated and purified by chromatography to afford the title compound (18 mg) MS (*m/z*): 332 (*M*+H).

40 **Reference Compounds 2-59, 265-269, 272, 274-277,279-290, 293-296, 298-299, 301-305, 308-310,316-317, 326, 328-329, 331**

45 **[0226]** The following compounds 2-59, 265-269, 272, 274-277,279-290, 293-296, 298-299, 301-305, 308-310,316-317, 326, 328-329, 331 were prepared according to the procedures of Reference Compound 1 using the corresponding intermediates and boronic acid or ester under appropriate conditions that will be recognized by one skilled in the art:

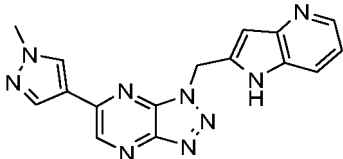
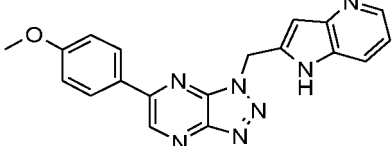
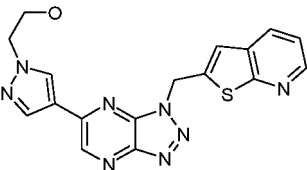
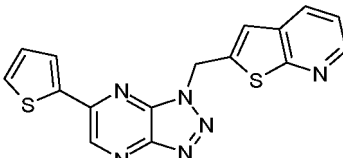
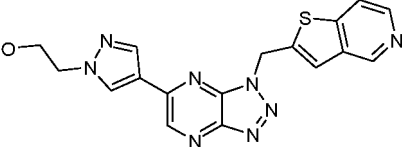
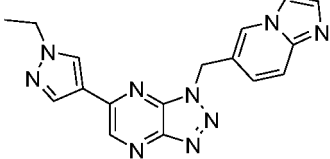
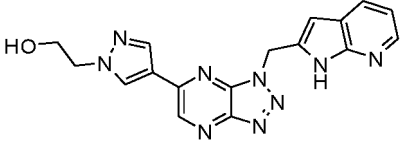
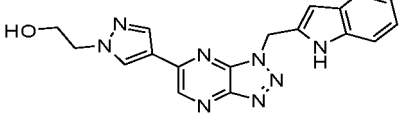
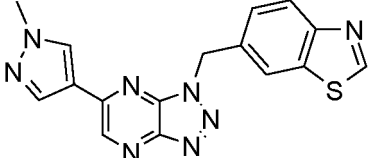
**Table 1**

Reference Compound	Structure	LC/MS data
2		349 ( <i>M</i> +1) <sup>+</sup>

55

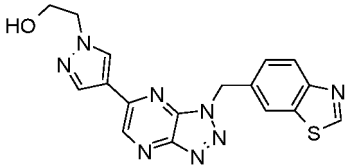
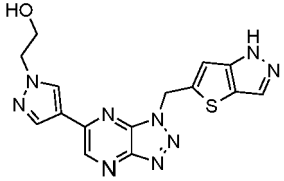
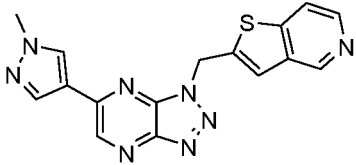
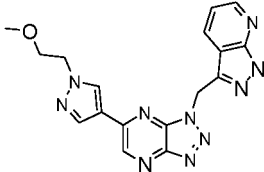
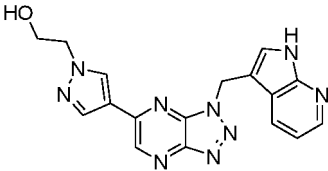
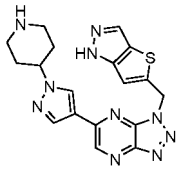
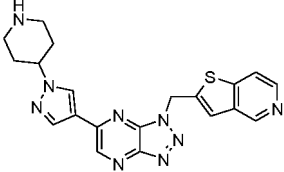
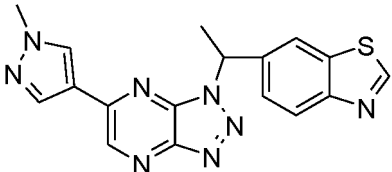
EP 3 511 330 B1

(continued)

Reference Compound	Structure	LC/MS data
3		332 (M+1) <sup>+</sup>
4		358 (M+1) <sup>+</sup>
5		379 (M+1) <sup>+</sup>
6		351 (M+1) <sup>+</sup>
7		379 (M+1) <sup>+</sup>
8		346 (M+1) <sup>+</sup>
9		362 (M+1) <sup>+</sup>
10		362 (M+1) <sup>+</sup>
11		349 (M+1) <sup>+</sup>

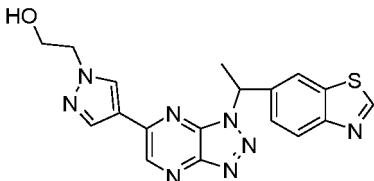
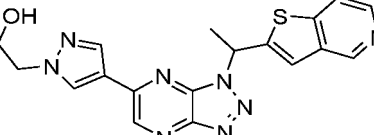
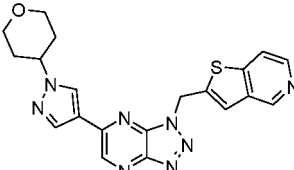
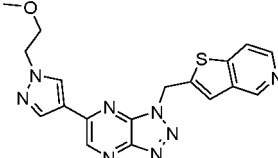
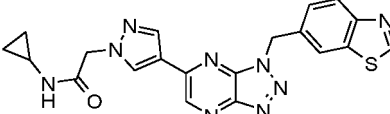
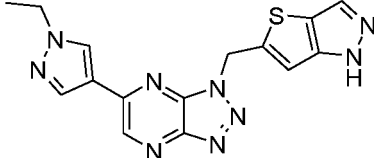
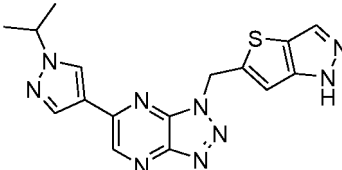
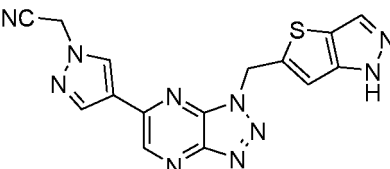
EP 3 511 330 B1

(continued)

Reference Compound	Structure	LC/MS data
5 12		379 (M+1) <sup>+</sup>
10 13		367.4 (M) <sup>+</sup>
15 14		348 (M) <sup>+</sup>
25 15		377 (M+1) <sup>+</sup>
30 16		362 (M+1) <sup>+</sup>
35 40 17		407 (M+1) <sup>+</sup>
45 18		418 (M+1) <sup>+</sup>
50 55 19		363 (M+1) <sup>+</sup>

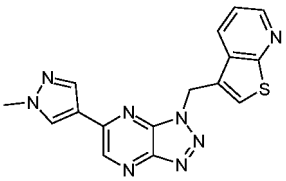
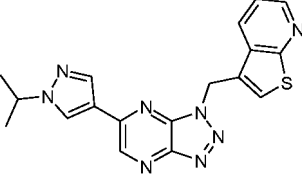
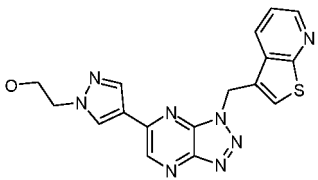
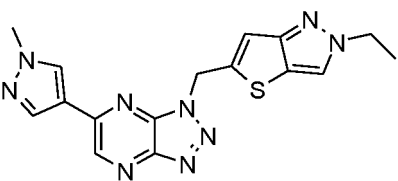
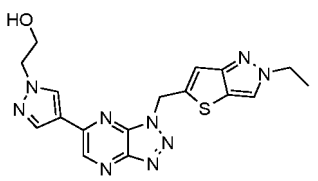
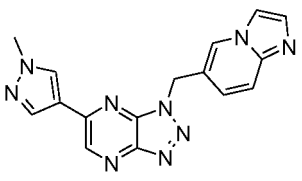
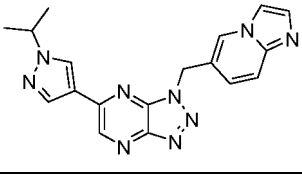
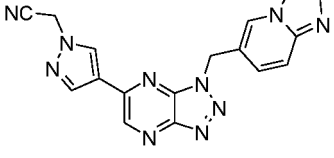
EP 3 511 330 B1

(continued)

Reference Compound	Structure	LC/MS data
20		393 (M+1) <sup>+</sup>
21		393 (M+1) <sup>+</sup>
22		419 (M+1) <sup>+</sup>
23		393 (M+1) <sup>+</sup>
24		432 (M+1) <sup>+</sup>
25		352 (M+1) <sup>+</sup>
26		366 (M+1) <sup>+</sup>
27		363 (M+1) <sup>+</sup>

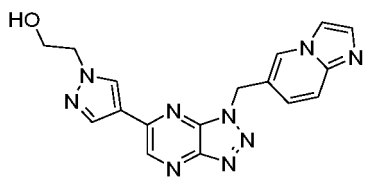
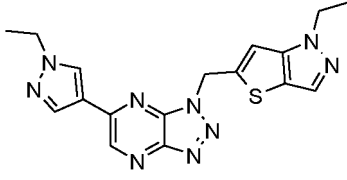
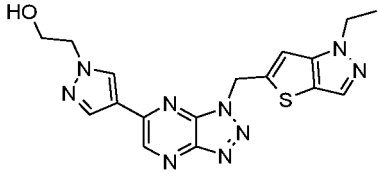
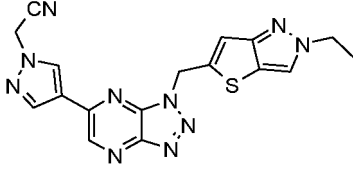
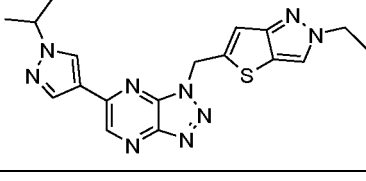
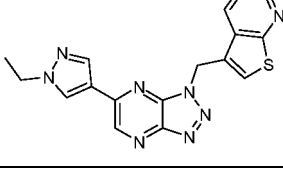
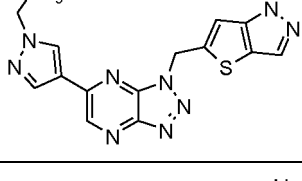
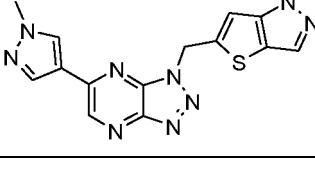
EP 3 511 330 B1

(continued)

Reference Compound	Structure	LC/MS data
28		349 (M+1) <sup>+</sup>
29		377 (M+1) <sup>+</sup>
30		379 (M+1) <sup>+</sup>
31		366 (M+1) <sup>+</sup>
32		396.7 (M+1) <sup>+</sup>
33		332 (M+1) <sup>+</sup>
34		360 (M+1) <sup>+</sup>
35		357 (M+1) <sup>+</sup>

EP 3 511 330 B1

(continued)

Reference Compound	Structure	LC/MS data
36		362 (M+1) <sup>+</sup>
37		380 (M+1) <sup>+</sup>
38		396 (M+1) <sup>+</sup>
39		391.7 (M+1) <sup>+</sup>
40		394.5 (M+1) <sup>+</sup>
41		363 (M+1) <sup>+</sup>
42		406.9 (M+1) <sup>+</sup>
43		338 (M+1) <sup>+</sup>

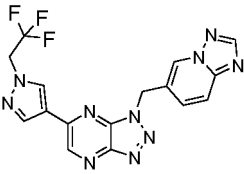
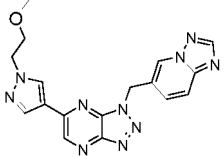
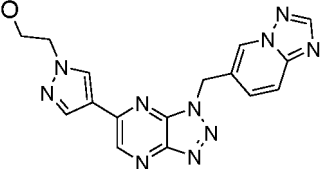
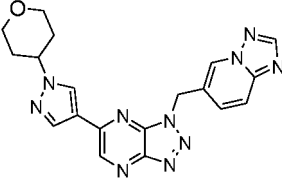
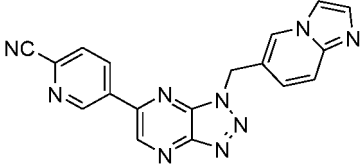
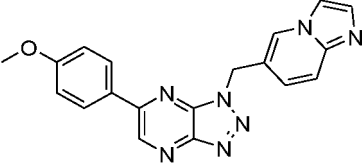
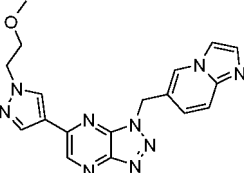
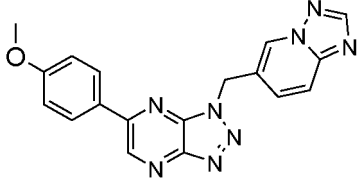
EP 3 511 330 B1

(continued)

Reference Compound	Structure	LC/MS data
44		324 (M+1) <sup>+</sup>
45		382 (M+1) <sup>+</sup>
46		401 (M+1) <sup>+</sup>
47		360 (M+1) <sup>+</sup>
48		400 (M+1) <sup>+</sup>
49		347 (M+1) <sup>+</sup>
50		363 (M+1) <sup>+</sup>
51		333 (M+1) <sup>+</sup>

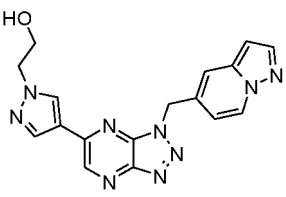
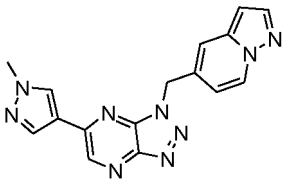
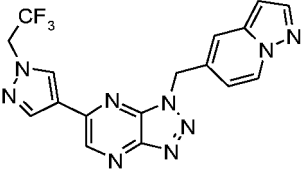
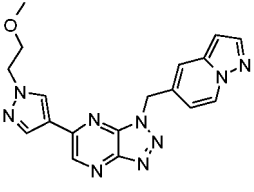
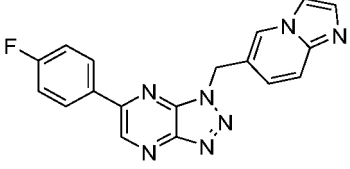
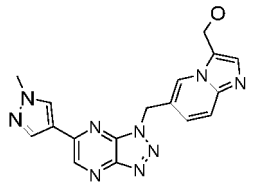
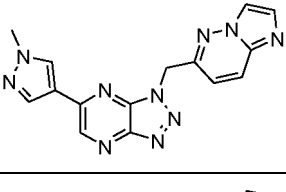
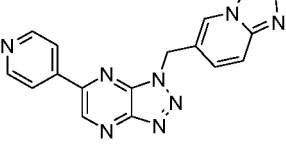
EP 3 511 330 B1

(continued)

Reference Compound	Structure	LC/MS data
52		401 (M+1) <sup>+</sup>
53		377 (M+1) <sup>+</sup>
54		363 (M+1) <sup>+</sup>
55		403 (M+1) <sup>+</sup>
56		354 (M+1) <sup>+</sup>
57		358 (M+1) <sup>+</sup>
58		376 (M+1) <sup>+</sup>
59		359 (M+1) <sup>+</sup>

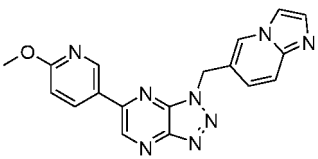
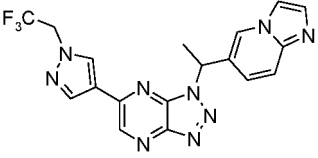
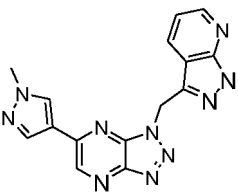
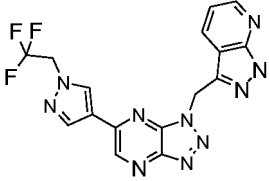
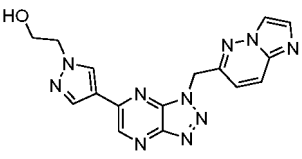
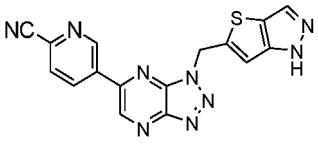
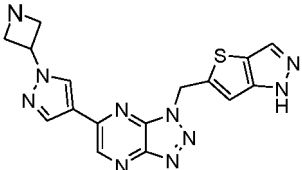
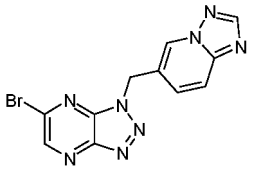
EP 3 511 330 B1

(continued)

Reference Compound	Structure	LC/MS data
265		362 (M+1) <sup>+</sup>
266		332 (M+1) <sup>+</sup>
267		400 (M+1) <sup>+</sup>
268		376 (M+1) <sup>+</sup>
269		346 (M+1) <sup>+</sup>
272*		362 (M+1) <sup>+</sup>
274		333.1 (M+1) <sup>+</sup>
275		329.1 (M+1) <sup>+</sup>

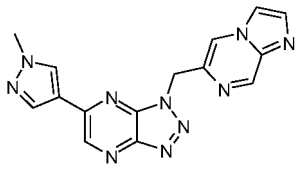
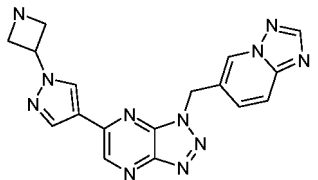
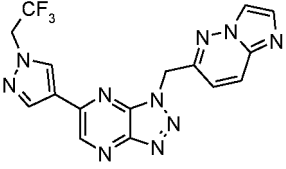
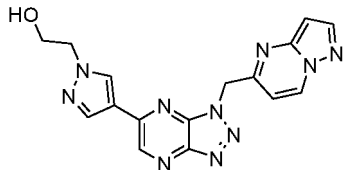
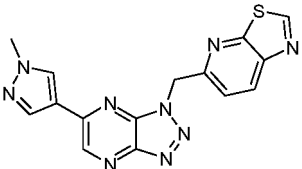
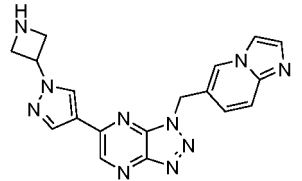
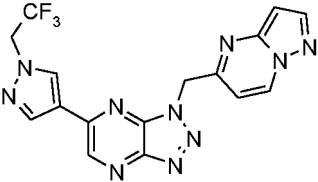
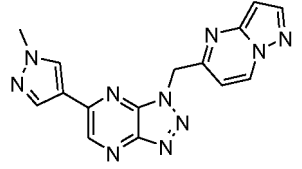
EP 3 511 330 B1

(continued)

Reference Compound	Structure	LC/MS data
276		359 (M+1) <sup>+</sup>
277		413.9 (M+1) <sup>+</sup>
279		333 (M+1) <sup>+</sup>
280		401 (M+1) <sup>+</sup>
281		363.1 (M+1) <sup>+</sup>
282		360.1 (M+1) <sup>+</sup>
283		379.0 (M+1) <sup>+</sup>
284		332.9 (M+1) <sup>+</sup>

EP 3 511 330 B1

(continued)

Reference Compound	Structure	LC/MS data
285		333 (M+1) <sup>+</sup>
286		374.1 (M+1) <sup>+</sup>
287		400.9 (M+1) <sup>+</sup>
288		363.0 (M+1) <sup>+</sup>
289		350 (M+1) <sup>+</sup>
290		373 (M+1) <sup>+</sup>
293		401 (M+1) <sup>+</sup>
294		333 (M+1) <sup>+</sup>

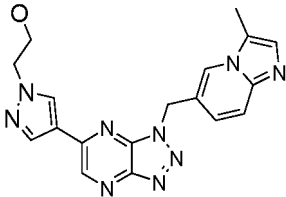
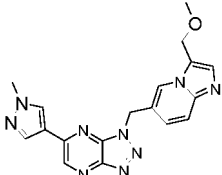
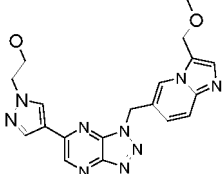
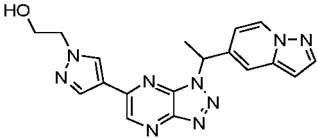
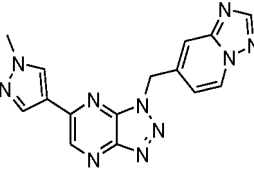
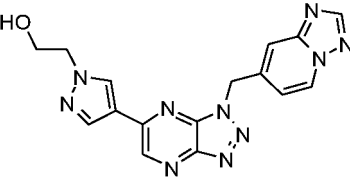
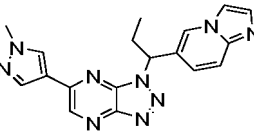
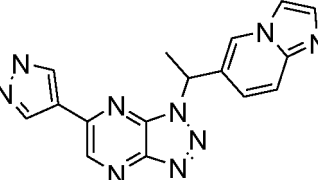
EP 3 511 330 B1

(continued)

Reference Compound	Structure	LC/MS data
295		335.9 (M+1) <sup>+</sup>
296		380.0 (M+1) <sup>+</sup>
298		346 (M+1) <sup>+</sup>
299		351.9 (M+1) <sup>+</sup>
301		357.0 (M+1) <sup>+</sup>
302		354.1 (M+1) <sup>+</sup>
303		346.1 (M+1) <sup>+</sup>
304		420.0 (M+1) <sup>+</sup>

EP 3 511 330 B1

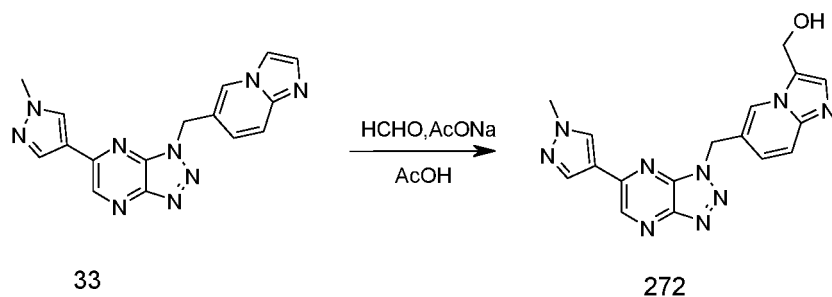
(continued)

Reference Compound	Structure	LC/MS data
305		376.0 (M+1) <sup>+</sup>
308		376.0 (M+1) <sup>+</sup>
309		405.9 (M+1) <sup>+</sup>
310		375.9 (M+1) <sup>+</sup>
316		333.0 (M+1) <sup>+</sup>
317		362.9 (M+1) <sup>+</sup>
326		360.1 (M+1) <sup>+</sup>
328		332.1 (M+1) <sup>+</sup>

(continued)

Reference Compound	Structure	LC/MS data
329		466.1 (M+1) <sup>+</sup>
331		346 (M+1) <sup>+</sup>

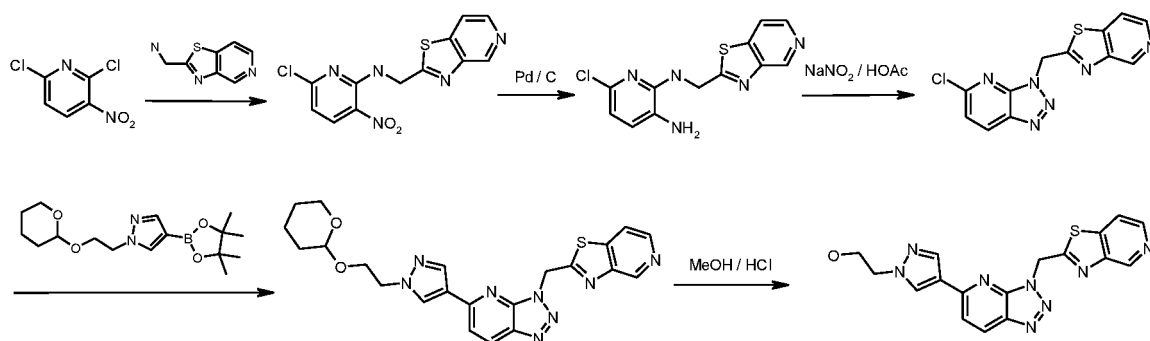
[0227] \*Reference Compound 272 was prepared from Reference Compound 33 by the following procedure:



[0228] To a solution of reference compound 33 (66 mg, 0.2 mmol) in 0.1 mL of acetic acid were added sodium acetate (60 mg, 0.73 mmol) and an aqueous solution of formaldehyde (37%, 0.2 mL, 2.8 mmol). The reaction mixture was stirred at 100°C overnight. After cooled to room temperature, the reaction mixture was diluted with water and basified with a saturated sodium carbonate aqueous solution. The resulting precipitate was filtered. The filtrate was purified by chromatography to afford reference compound 272 (30 mg).

#### Reference Compound 60:

[0229]



#### 3-Nitro-6-chloro-N-(thiazolo[4,5-c]pyridin-2-ylmethyl)pyridin-2-amine

[0230] To a solution of 3-nitro-2,6-dichloropyridine (106 mg, 0.55 mmol) in isopropanol (3 mL) was sequentially added Na<sub>2</sub>CO<sub>3</sub> (116 mg, 1.1 mmol) and intermediate R (100 mg, 0.61 mmol). The reaction mixture was stirred at room tem-

EP 3 511 330 B1

perature overnight, and then concentrated. The residue was extracted with EtOAc. The organic layer was separated, concentrated, and purified by chromatography on silica gel to afford the title compound. MS (m/z): 322 (M)<sup>+</sup>.

**6-Chloro-N<sup>2</sup>-(thiazolo[4,5-c]pyridin-2-ylmethyl)pyridine-2,3-diamine**

[0231] 10% Pd/C (20 mg) was added to a solution of 3-nitro-6-chloro-N-(thiazolo[4,5-c]pyridin-2-ylmethyl)pyridin-2-amine (100 mg, 0.31 mmol) in MeOH (2 mL) and THF (10 mL). The mixture was stirred at room temperature under 1 atm of H<sub>2</sub> for 1h, and then filtered. The filtrate was concentrated and purified by chromatography on silica gel to afford the title compound. MS (m/z): 292 (M+1)<sup>+</sup>.

**5-Chloro-3-(thiazolo[4,5-c]pyridin-2-ylmethyl)-3H-[1,2,3]triazolo[4,5-b]pyridine**

[0232] A solution of NaNO<sub>2</sub> (42.5 mg, 0.62 mmol) in H<sub>2</sub>O (0.5 mL) was added dropwise to a solution of 6-chloro-N<sup>2</sup>-(thiazolo[4,5-c]pyridin-2-ylmethyl)pyridine-2,3-diamine (90 mg, 0.31 mmol) in AcOH (1 mL) and H<sub>2</sub>O (1 mL) at 0°C. The reaction solution was stirred at 0°C for 1h, then basified with 30% aqueous NaOH to pH ~ 9. The resulting precipitate was collected by filtration to afford the title compound. MS (m/z): 303 (M+1)<sup>+</sup>.

**5-(1-(2-(Tetrahydro-2H-pyran-2-yloxy)ethyl)-1H-pyrazol-4-yl)-3-(thiazolo[4,5-c]pyridin-2-ylmethyl)-3H-[1,2,3]triazolo[4,5-b]pyridine**

[0233] To a solution of **intermediate X** (75 mg, 0.23 mmol), 5-chloro-3-(thiazolo[4,5-c]pyridin-2-ylmethyl)-3H-[1,2,3]triazolo[4,5-b]pyridine (64 mg, 0.21 mmol) in dioxane (1.5 mL) and H<sub>2</sub>O (0.15 mL) were added Pd(dppf)Cl<sub>2</sub> (32.7 mg, 0.04 mmol) and Cs<sub>2</sub>CO<sub>3</sub> (98 mg, 0.3 mmol) under N<sub>2</sub>. The resulting mixture was stirred at 120°C overnight under N<sub>2</sub>, and then concentrated. The residue was purified by chromatography to afford the title compound. MS (m/z): 463 (M+1)<sup>+</sup>.

**2-(4-(3-(Thiazolo[4,5-c]pyridin-2-ylmethyl)-3H-[1,2,3]triazolo[4,5-b]pyridin-5-yl)-1H-pyrazol-1-yl)ethanol**

[0234] 5-(1-(2-(tetrahydro-2H-pyran-2-yloxy)ethyl)-1H-pyrazol-4-yl)-3-(thiazolo[4,5-c]pyridin-2-ylmethyl)-3H-[1,2,3]triazolo[4,5-b]pyridine (20 mg, 0.04 mmol) was dissolved in MeOH/HCl (2 mL). The reaction mixture was stirred at room temperature for 1h, and then concentrated. The residue was purified by chromatography to afford the title compound. MS (m/z): 379 (M+1)<sup>+</sup>.

**Reference Compounds 61-76, 79, 81-151, 273, 291, 292, 297, 332**

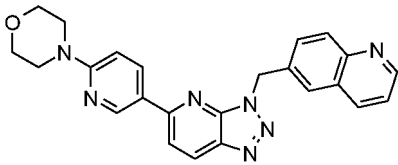
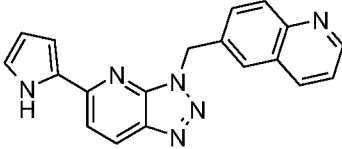
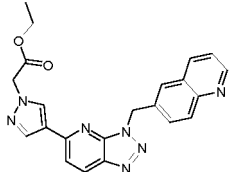
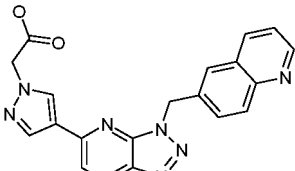
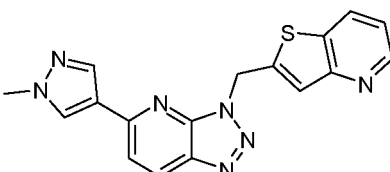
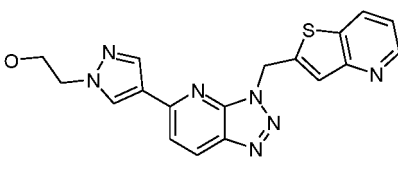
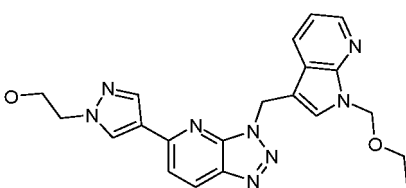
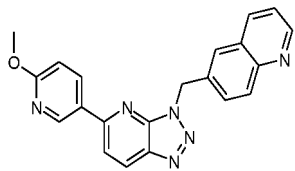
[0235] The following reference compounds **61-76, 79, 81--151, 273, 291, 292, 297, 332** were prepared according to the procedures of Reference Compound 60 using the corresponding intermediates and boronic acid or ester under appropriate conditions that will be recognized by one skilled in the art:

Table 2

Reference Compound	Structure	LC/MS data
61		372 (M+1) <sup>+</sup>
62		354 (M+1) <sup>+</sup>

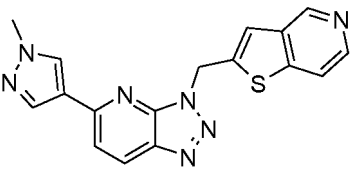
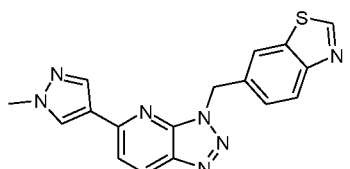
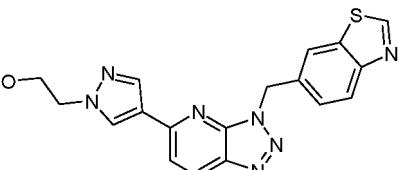
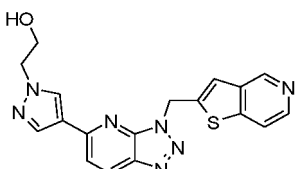
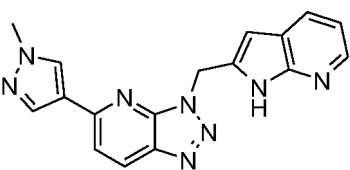
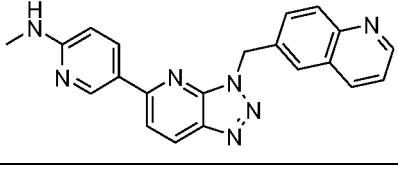
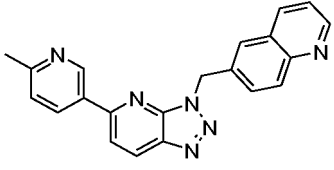
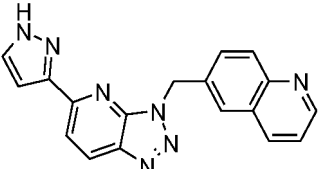
EP 3 511 330 B1

(continued)

Reference Compound	Structure	LC/MS data
63		424 (M+1) <sup>+</sup>
64		327 (M+1) <sup>+</sup>
65		414 (M+1) <sup>+</sup>
66		386 (M+1) <sup>+</sup>
67		348 (M+1) <sup>+</sup>
68		378 (M+1) <sup>+</sup>
69		419 (M+1) <sup>+</sup>
70		369 (M+1) <sup>+</sup>

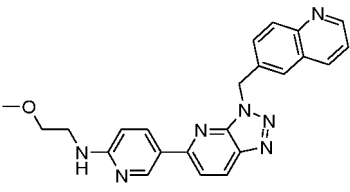
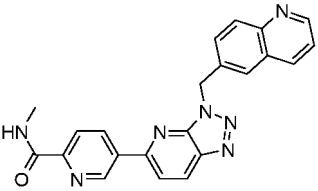
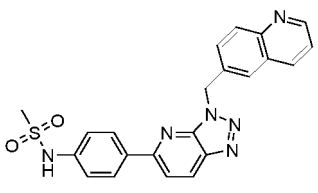
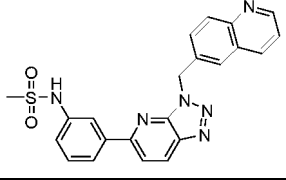
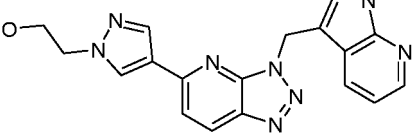
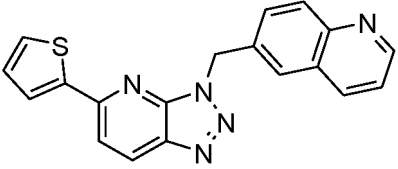
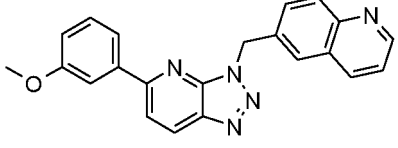
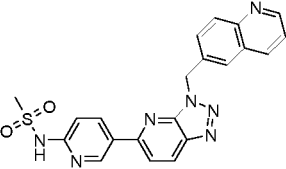
EP 3 511 330 B1

(continued)

Reference Compound	Structure	LC/MS data
71		348 (M+1) <sup>+</sup>
72		348 (M+1) <sup>+</sup>
73		378 (M+1) <sup>+</sup>
74		378 (M+1) <sup>+</sup>
75		331 (M+1) <sup>+</sup>
76		368 (M+1) <sup>+</sup>
79		353 (M+1) <sup>+</sup>
81		328 (M+1) <sup>+</sup>

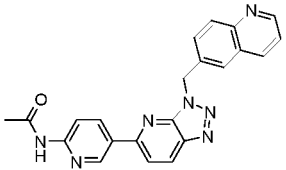
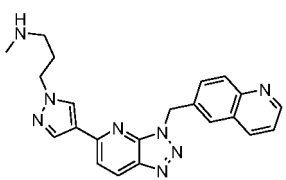
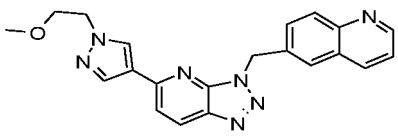
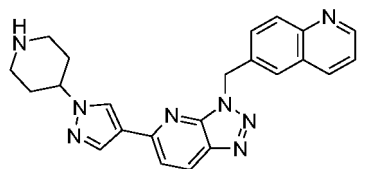
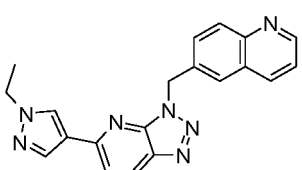
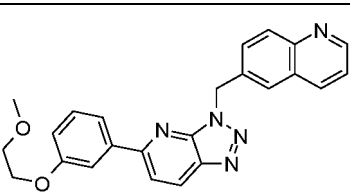
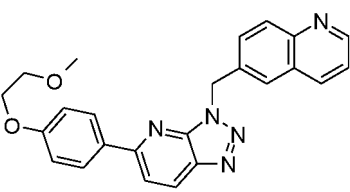
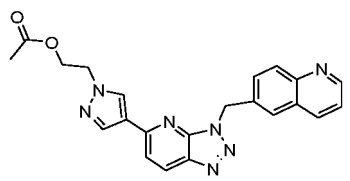
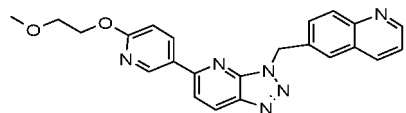
EP 3 511 330 B1

(continued)

Reference Compound	Structure	LC/MS data
82		412 (M+1) <sup>+</sup>
83		396 (M+1) <sup>+</sup>
84		431 (M+1) <sup>+</sup>
85		431 (M+1) <sup>+</sup>
86		361 (M+1) <sup>+</sup>
87		344 (M+1) <sup>+</sup>
88		368 (M+1) <sup>+</sup>
90		432 (M+1) <sup>+</sup>

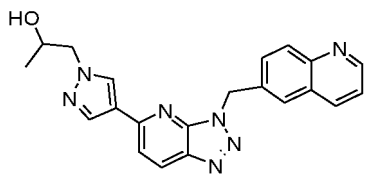
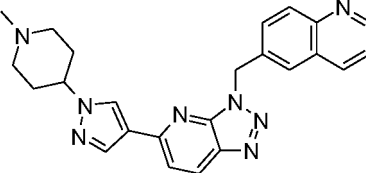
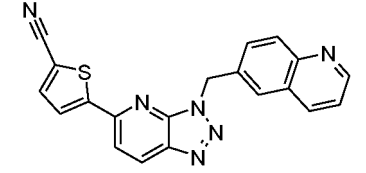
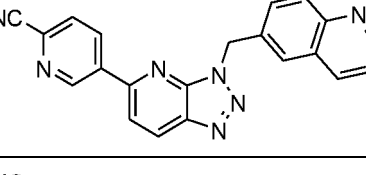
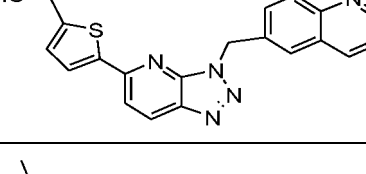
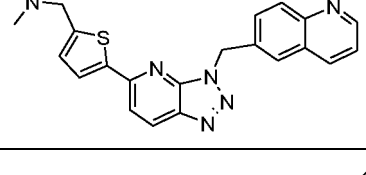
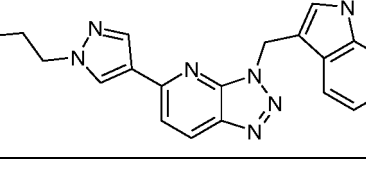
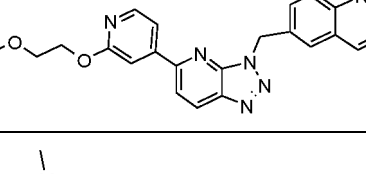
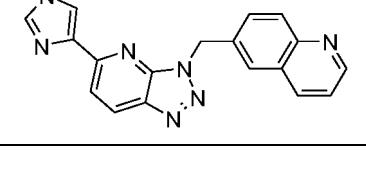
EP 3 511 330 B1

(continued)

Reference Compound	Structure	LC/MS data
91		396 (M+1) <sup>+</sup>
92		399 (M+1) <sup>+</sup>
93		386 (M+1) <sup>+</sup>
94 <sup>1</sup>		411 (M+1) <sup>+</sup>
95		356 (M+1) <sup>+</sup>
96		412 (M+1) <sup>+</sup>
97		412 (M+1) <sup>+</sup>
98 <sup>2</sup>		414 (M+1) <sup>+</sup>
99		413 (M+1) <sup>+</sup>

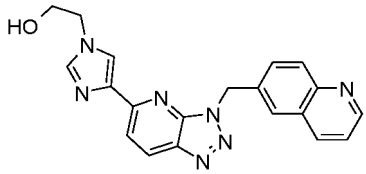
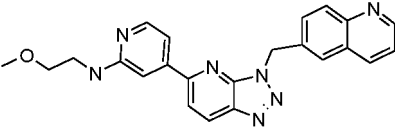
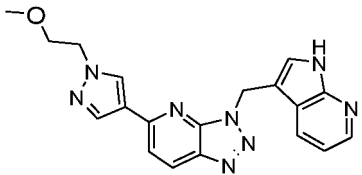
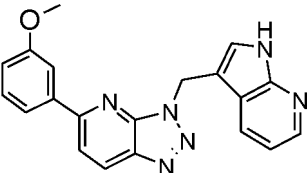
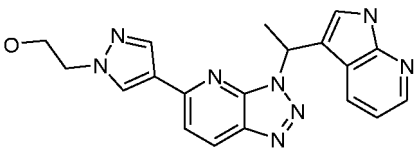
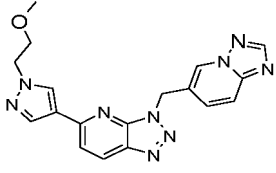
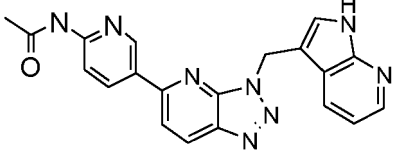
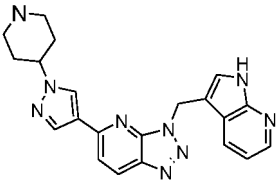
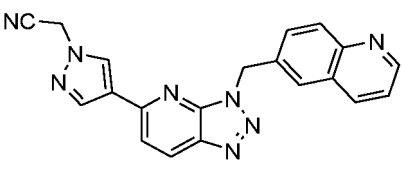
EP 3 511 330 B1

(continued)

Reference Compound	Structure	LC/MS data
100		386 (M+1) <sup>+</sup>
101 <sup>3</sup>		425 (M+1) <sup>+</sup>
102		369 (M+1) <sup>+</sup>
103		364 (M+1) <sup>+</sup>
104 <sup>4</sup>		374 (M+1) <sup>+</sup>
105 <sup>5</sup>		401 (M+1) <sup>+</sup>
106		375 (M+1) <sup>+</sup>
107		413 (M+1) <sup>+</sup>
108 <sup>6</sup>		342 (M+1) <sup>+</sup>

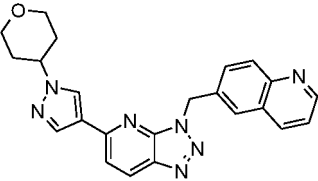
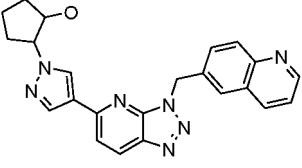
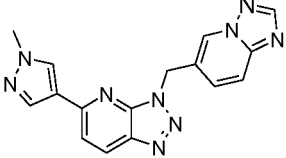
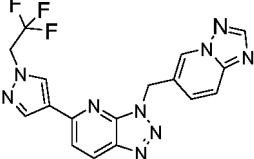
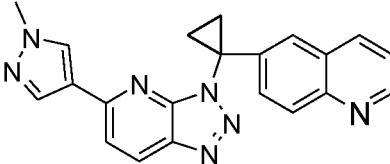
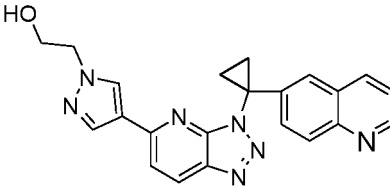
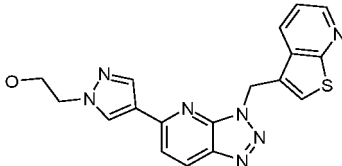
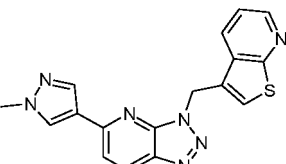
EP 3 511 330 B1

(continued)

Reference Compound	Structure	LC/MS data
109 <sup>6</sup>		372 (M+1) <sup>+</sup>
110		412 (M+1) <sup>+</sup>
111		375 (M+1) <sup>+</sup>
112		357 (M+1) <sup>+</sup>
113		375 (M+1) <sup>+</sup>
114		376 (M+1) <sup>+</sup>
115		385 (M+1) <sup>+</sup>
116 <sup>7</sup>		400 (M+1) <sup>+</sup>
117		367 (M+1) <sup>+</sup>

EP 3 511 330 B1

(continued)

Reference Compound	Structure	LC/MS data
118		412 (M+1) <sup>+</sup>
119		412 (M+1) <sup>+</sup>
120		332 (M+1) <sup>+</sup>
121		400 (M+1) <sup>+</sup>
122		368 (M+1) <sup>+</sup>
123		398 (M+1) <sup>+</sup>
124		378 (M+1) <sup>+</sup>
125		348 (M+1) <sup>+</sup>

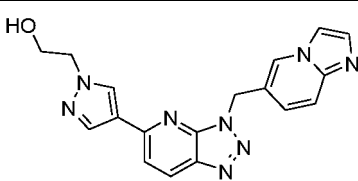
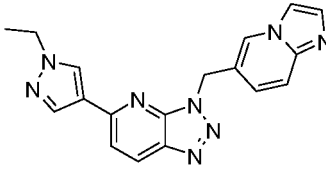
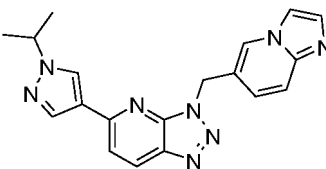
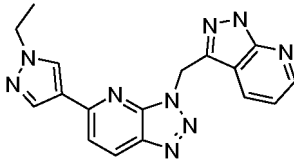
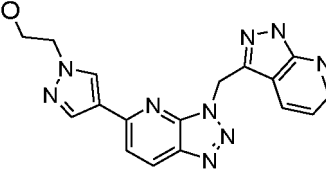
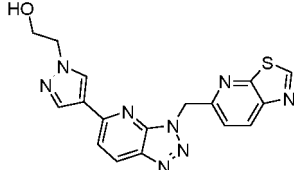
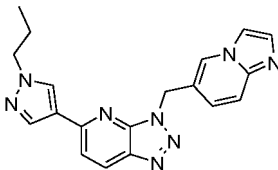
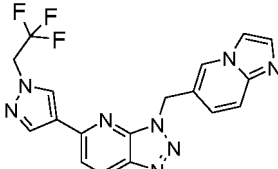
EP 3 511 330 B1

(continued)

Reference Compound	Structure	LC/MS data
126		362 (M+1) <sup>+</sup>
127		360 (M+1) <sup>+</sup>
128		390 (M+1) <sup>+</sup>
129		360 (M+1) <sup>+</sup>
130		390 (M+1) <sup>+</sup>
131		356 (M+1) <sup>+</sup>
132		337 (M+1) <sup>+</sup>
133		331 (M+1) <sup>+</sup>

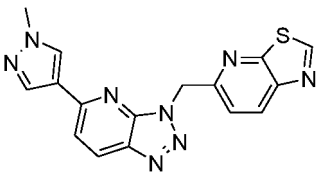
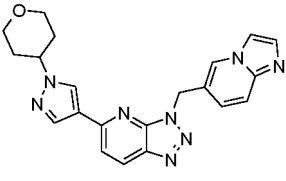
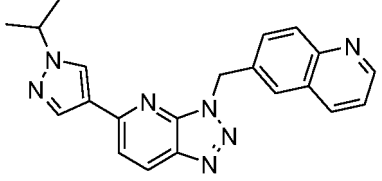
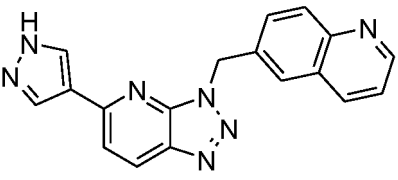
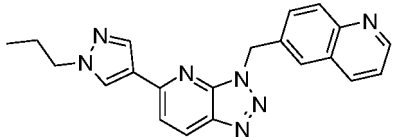
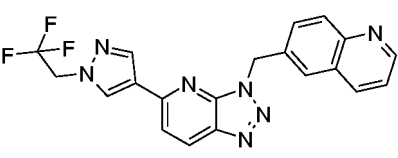
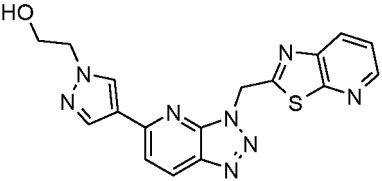
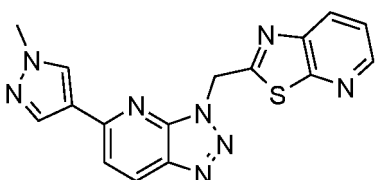
EP 3 511 330 B1

(continued)

Reference Compound	Structure	LC/MS data
134		361 (M+1) <sup>+</sup>
135		345 (M+1) <sup>+</sup>
136		359 (M+1) <sup>+</sup>
137		346 (M+1) <sup>+</sup>
138 <sup>8</sup>		362 (M+1) <sup>+</sup>
139		379 (M+1) <sup>+</sup>
140		359 (M+1) <sup>+</sup>
141		399 (M+1) <sup>+</sup>

EP 3 511 330 B1

(continued)

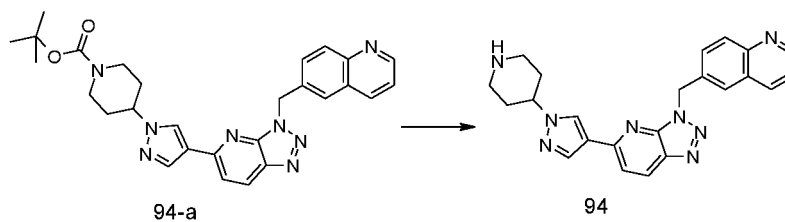
Reference Compound	Structure	LC/MS data
142		349 (M+1) <sup>+</sup>
143		401 (M+1) <sup>+</sup>
144		370 (M+1) <sup>+</sup>
145		328 (M+1) <sup>+</sup>
146		370 (M+1) <sup>+</sup>
147		410 (M+1) <sup>+</sup>
148 <sup>9</sup>		379 (M+1) <sup>+</sup>
149 <sup>9</sup>		349 (M+1) <sup>+</sup>

EP 3 511 330 B1

(continued)

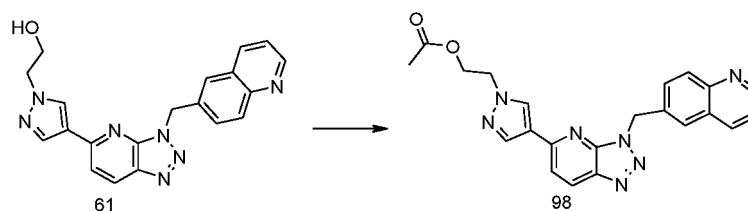
Reference Compound	Structure	LC/MS data
150		406 (M+1) <sup>+</sup>
151		332 (M+1) <sup>+</sup>
273		362.1 (M+1) <sup>+</sup>
291		343.1 (M+1) <sup>+</sup>
292		411 (M+1) <sup>+</sup>
297		373.1 (M+1) <sup>+</sup>
332		386 (M+1) <sup>+</sup>

[0236] <sup>1</sup>Using the following procedure, Reference Compound **94** was synthesized from intermediate **94-a** that was prepared according to the procedures of Reference Compound **60** using the corresponding intermediates and boronic acid or ester under appropriate conditions that will be recognized by one skilled in the art. :



10 [0237] A solution of **94-a** (30 mg, 0.06 mmol) in TFA (2 mL) and DCM (2 mL) was stirred at room temperature overnight, then concentrated. The residue was dissolved in aqueous sodium bicarbonate solution and extracted with EtOAc. The organic layer was concentrated and purified on silica gel to afford Compound **94**.

[0238] <sup>2</sup>Reference Compound **98** was prepared from Reference Compound **61** using the following procedure:

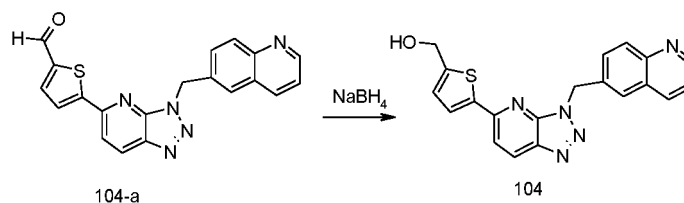


20 [0239] A solution of Reference Compound **61** in DCM was treated with Et<sub>3</sub>N and acetyl chloride at room temperature for 3 h. It was then treated with water and extracted with DCM (15 mL x 2). The combined organic extracts were dried, concentrated and the residue was purified on silica to afford Reference Compound **98**.

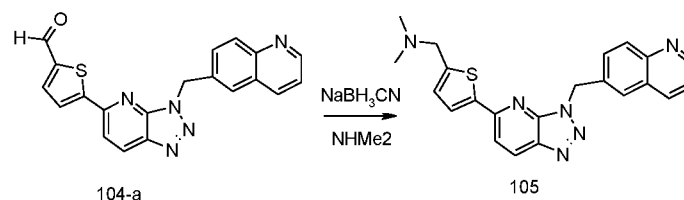
25 [0240] <sup>3</sup>Reference Compound **101** was prepared from Reference Compound **94** using the following procedure:

[0241] To a solution of Reference Compound **94** (18 mg, 0.044 mmol) in anhydrous DCM (2 mL) was added Et<sub>3</sub>N (12.2  $\mu$ L, 0.088 mmol), followed by CH<sub>3</sub>I (2.4  $\mu$ L, 0.048 mmol) at 0 °C. The reaction mixture was warmed to room temperature, and stirred for over 1 h. A saturated sodium bicarbonate aqueous solution was added to the mixture. The organic layer was separated, and the aqueous layer was extracted with EtOAc. The combined extracts were dried over Na<sub>2</sub>SO<sub>4</sub> and concentrated. The resulting residue was purified on silica to afford Reference Compound **101**.

30 [0242] <sup>4</sup>Reference Compound **104** was prepared according to the procedure of Intermediates **W-1** to **W** using Intermediate **104-a** that was prepared according to the procedures of Reference Compound **60**.



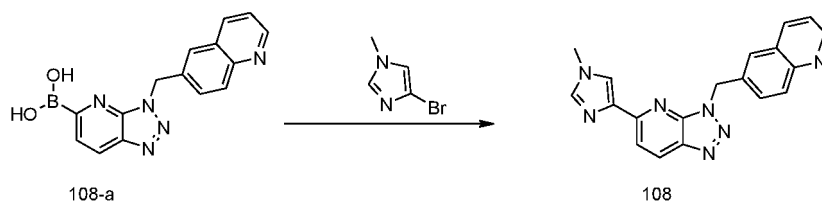
40 [0243] <sup>5</sup>Reference Compound **105** was prepared from intermediate **104-a** by the following procedure



50 [0244] A mixture of intermediate **104-a** (37 mg, 0.1 mmol) and excessive amount of dimethylamine in methanol (5 mL) was stirred at room temperature for 1 h. Sodium cyano borohydride (12 mg) was added. The resulting mixture was stirred at room temperature for 16 h, then concentrated. The residue was treated with saturated aqueous sodium bicarbonate and DCM. The organic layer was separated, concentrated. The residue was purified on silica to afford Compound **105** (8 mg).

[0245] <sup>6</sup>Under similar conditions of Reference Compound **60**, Reference Compound **108** was prepared by using Intermediate **108-a** that was prepared according to the procedure of intermediates **U-3** to **U**

5



[0246] Reference Compound **109** was prepared similar to Reference Compound **108**

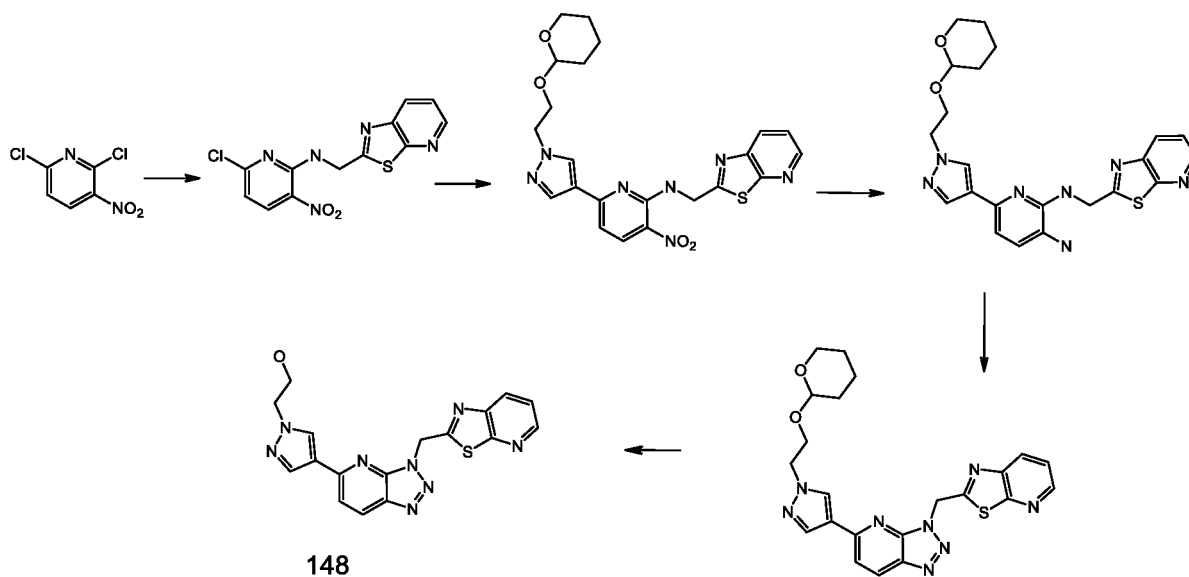
10 [0247] <sup>7</sup> Reference Compound **116** was prepared according to the procedures of Reference Compound **94**.

[0248] <sup>8</sup> P(t-Bu)<sub>3</sub>HBF<sub>4</sub> and Pd<sub>2</sub>(dba)<sub>3</sub> were used instead of Pd(dppf)Cl<sub>2</sub> in the procedure of Reference Compound **138**.

[0249] <sup>9</sup> Reference Compounds **148** was prepared by the following route using similar conditions described for Reference Compound **60**.

15

20



25

30

35

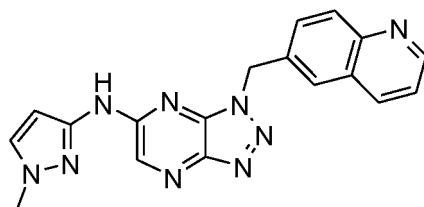
[0250] According to the procedure of Compound **148**, Compound **149** was prepared using the corresponding intermediates and reagents under appropriate conditions that will be recognized by one skilled in the art:

**Reference Compound 152: N-(1-methyl-1H-pyrazol-3-yl)-1-(quinolin-6-ylmethyl)-1H-[1,2,3]triazolo-[4,5-b]pyrazin-6-amine**

40

[0251]

45



50

55

[0252] To a suspension of 6-((6-bromo-1H-[1,2,3]triazolo[4,5-b]pyrazin-1-yl)methyl)quinoline (68 mg, 0.2 mmol) (prepared from quinolin-6-ylmethanamine following the procedures of **Reference Compound 1**) and 1-methyl-1H-pyrazol-3-amine (20 mg, 0.22 mmol) in dioxane (5mL) were added Cs<sub>2</sub>CO<sub>3</sub> (72 mg, 0.22 mmol) and H<sub>2</sub>O (0.5 mL). The mixture was degassed and charged with N<sub>2</sub> three times, then Pd<sub>2</sub>(dba)<sub>3</sub> (0.02 mmol, 18 mg) and xantphos (0.04 mmol, 23 mg) were added. The resulting mixture was stirred at 120°C under one atmosphere of N<sub>2</sub> overnight, then concentrated. The resulting residue was purified by chromatography to afford the title compound (10 mg). MS (m/z): 358 (M+1)<sup>+</sup>.

## Reference Compounds 80, 153-240

[0253] The following reference compounds **80**, **153-240** were prepared according to the procedure of Reference Compound **152** using the corresponding intermediates and amines under appropriate conditions that will be recognized by one skilled in the art:

Reference Compound	Table 3 Structure	LC/MS data
80		328 (M+1) <sup>+</sup>
153		389 (M+1) <sup>+</sup>
154 <sup>10</sup>		383 (M+1) <sup>+</sup>
155		369 (M+1) <sup>+</sup>
156		385 (M+1) <sup>+</sup>
157		369 (M+1) <sup>+</sup>
158		369 (M+1) <sup>+</sup>
159		399 (M+1) <sup>+</sup>

EP 3 511 330 B1

(continued)

Reference Compound	Structure	LC/MS data
5 160		359 (M+1) <sup>+</sup>
10 161		360 (M+1) <sup>+</sup>
15 162		385 (M+1) <sup>+</sup>
20 163		369 (M+1) <sup>+</sup>
25 164		389 (M+1) <sup>+</sup>
30 165		440 (M+1) <sup>+</sup>
35 166		440 (M+1) <sup>+</sup>
40 167		440 (M+1) <sup>+</sup>
45 168		355 (M+1) <sup>+</sup>

EP 3 511 330 B1

(continued)

Reference Compound

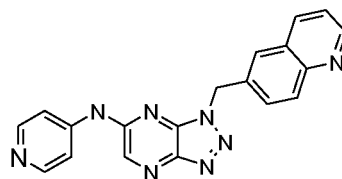
Structure

LC/MS data

169

355(M+1)<sup>+</sup>

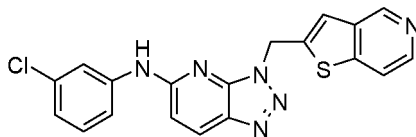
5



10

170

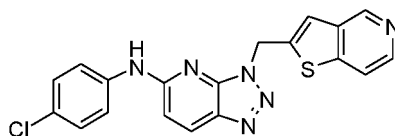
393 (M+1)<sup>+</sup>



15

171

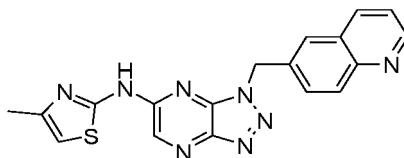
393 (M+1)<sup>+</sup>



20

172

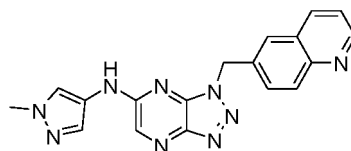
375 (M+1)<sup>+</sup>



25

173

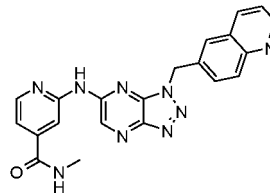
358 (M+1)<sup>+</sup>



30

174

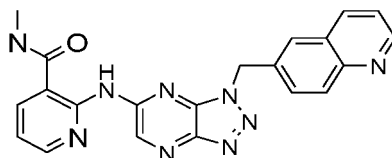
412 (M+1)<sup>+</sup>



35

175

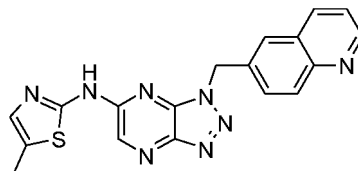
412 (M+1)<sup>+</sup>



40

176

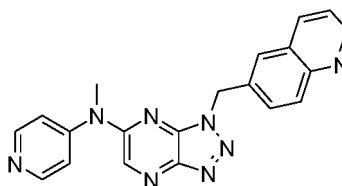
375 (M+1)<sup>+</sup>



45

177<sup>10</sup>

369 (M+1)<sup>+</sup>



55

EP 3 511 330 B1

(continued)

Reference Compound	Structure	LC/MS data
5 178		384 (M+1) <sup>+</sup>
10 179		384 (M+1) <sup>+</sup>
15 180		384 (M+1) <sup>+</sup>
20 181		368(M+1) <sup>+</sup>
25 182		368 (M+1) <sup>+</sup>
30 183		385 (M+1) <sup>+</sup>
35 185		429 (M+1) <sup>+</sup>
40 186		429 (M+1) <sup>+</sup>
45 187		384 (M+1) <sup>+</sup>
50 188		369 (M+1) <sup>+</sup>
55		

EP 3 511 330 B1

(continued)

Reference Compound	Structure	LC/MS data
189		357(M+1) <sup>+</sup>
190		380 (M+1) <sup>+</sup>
191		358 (M+1) <sup>+</sup>
192		412 (M+1) <sup>+</sup>
193		440 (M+1) <sup>+</sup>
194		415 (M+1) <sup>+</sup>
195		385 (M+1) <sup>+</sup>
196		369 (M+1) <sup>+</sup>
197		385 (M+1) <sup>+</sup>

EP 3 511 330 B1

(continued)

Reference Compound

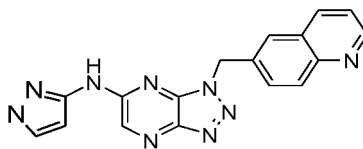
Structure

LC/MS data

198

344 (M+1)<sup>+</sup>

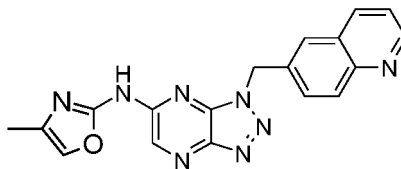
5



199

359 (M+ 1)<sup>+</sup> 359 (M+1)<sup>+</sup>

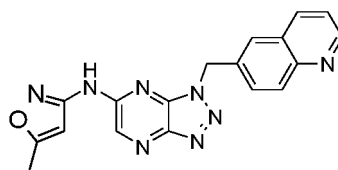
10



200

359 (M+1)<sup>+</sup>

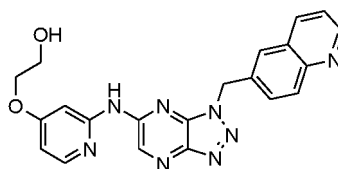
15



201

415 (M+1)<sup>+</sup>

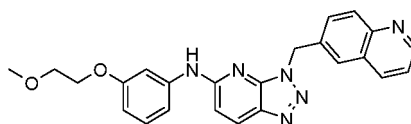
20



202

427 (M+1)<sup>+</sup>

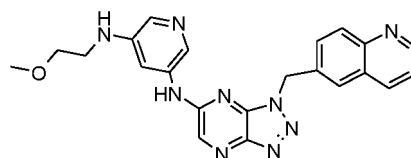
25



203

428 (M+1)<sup>+</sup>

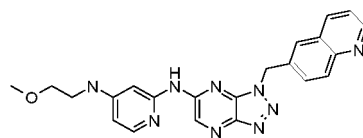
30



204

428 (M+1)<sup>+</sup>

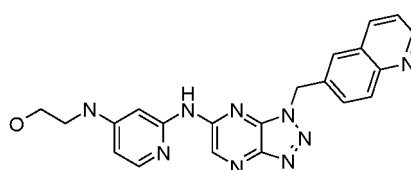
35



205

414 (M+1)<sup>+</sup>

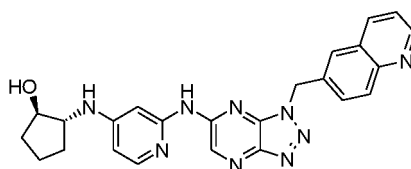
40



206

454 (M+1)<sup>+</sup>

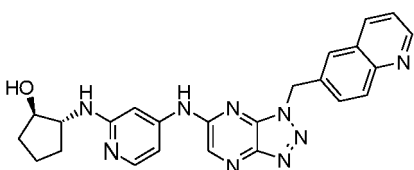
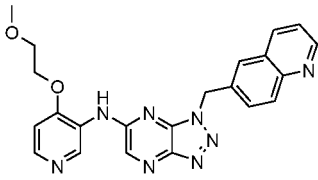
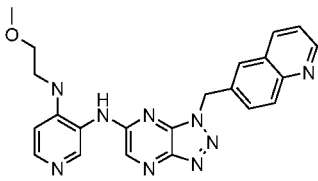
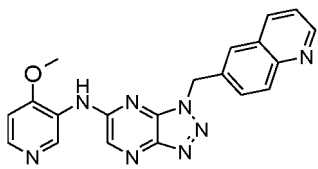
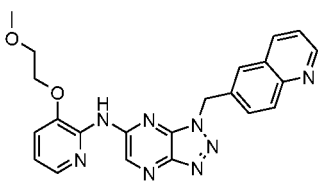
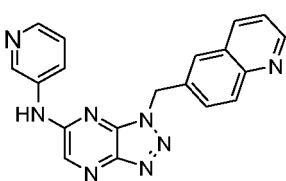
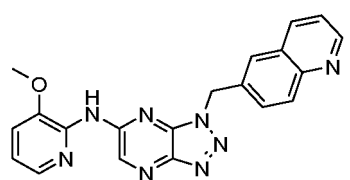
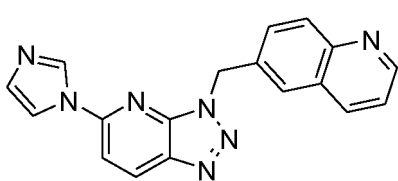
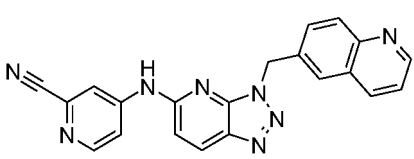
50



55

EP 3 511 330 B1

(continued)

Reference Compound	Structure	LC/MS data
207		454 (M+1) <sup>+</sup>
208		429 (M+1) <sup>+</sup>
209		428(M+1) <sup>+</sup>
210		385 (M+1) <sup>+</sup>
211		429 (M+1) <sup>+</sup>
212		355 (M+1) <sup>+</sup>
213		385 (M+1) <sup>+</sup>
214		328 (M+1) <sup>+</sup>
215		379 (M+1) <sup>+</sup>

EP 3 511 330 B1

(continued)

Reference Compound	Structure	LC/MS data
216		429 (M+1) <sup>+</sup>
217		441 (M+1) <sup>+</sup>
218		441 (M+1) <sup>+</sup>
219		453 (M+1) <sup>+</sup>
220		423 (M+1) <sup>+</sup>
221		423 (M+1) <sup>+</sup>
222		440 (M+1) <sup>+</sup>
223		380 (M+1) <sup>+</sup>
224		383 (M+1) <sup>+</sup>

EP 3 511 330 B1

(continued)

Reference Compound	Structure	LC/MS data
225		379 (M) <sup>+</sup>
226		455 (M+1) <sup>+</sup>
227		428 (M) <sup>+</sup>
228		456 (M+1) <sup>+</sup>
229		453 (M+1) <sup>+</sup>
230		440 (M+1) <sup>+</sup>
231		384 (M+1) <sup>+</sup>
232		447 (M+1) <sup>+</sup>
233		427 (M) <sup>+</sup>
234		384 (M+1) <sup>+</sup>
235		368 (M+1) <sup>+</sup>

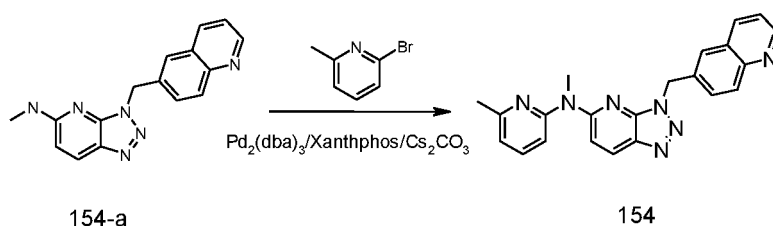
EP 3 511 330 B1

(continued)

Reference Compound	Structure	LC/MS data
236		354 (M+1) <sup>+</sup>
237		354 (M+1) <sup>+</sup>
238		379 (M+1) <sup>+</sup>
239 <sup>10</sup>		394 (M+1) <sup>+</sup>
240		394 (M+1) <sup>+</sup>
241	 Chiral	361 (M+1) <sup>+</sup>
242	 Chiral	361 (M+1) <sup>+</sup>
243	 Chiral	361 (M+1) <sup>+</sup>

[0254] <sup>10</sup> Under similar conditions described in Reference Compound **152**, Reference Compound **154** was synthesized by using Intermediate **154-a** that was prepared according to the procedure of Reference Compound **244**, under appropriate conditions that will be recognized by one skilled in the art.

5



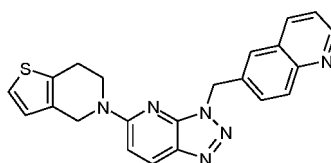
10 **[0255]** According to the procedure of Reference Compound **154**, Reference Compound **177** and **239** were prepared using the corresponding intermediates and reagents under appropriate conditions that will be recognized by one skilled in the art.

15 **Reference Compound 244: 6-((6-(Pyridin-4-ylthio)-1H-[1,2,3]triazolo[4,5-b]pyridin-1-yl)methyl)-quinoline**

15

**[0256]**

20



25 **[0257]** The mixture 6-((5-chloro-3H-[1,2,3]triazolo[4,5-b]pyridin-3-yl)methyl)quinoline (60 mg, 0.2 mmol) (prepared according to Reference Compound **60**),  $\text{Cs}_2\text{CO}_3$  (195 mg, 0.6 mmol) and 4,5,6,7-tetrahydrothieno[3,2-c]pyridine hydrochloride (52 mg, 0.3 mmol) in DMF (1.5 mL) was stirred at 120°C overnight, then concentrated. The residue was purified by chromatography to afford the title compound MS (m/z): 399 (M+1)<sup>+</sup>.

30 **Compounds 245-260**

**[0258]** The following compounds **245-260** were prepared according to the procedures of Reference Compound **244** using the corresponding intermediates under similar conditions that will be recognized by one skilled in the art.

35

**Table 4**

Reference Compound	Structure	LC/MS data
245		375 (M+1) <sup>+</sup>
246		347 (M+1) <sup>+</sup>
247		389 (M+1) <sup>+</sup>

50

55

EP 3 511 330 B1

(continued)

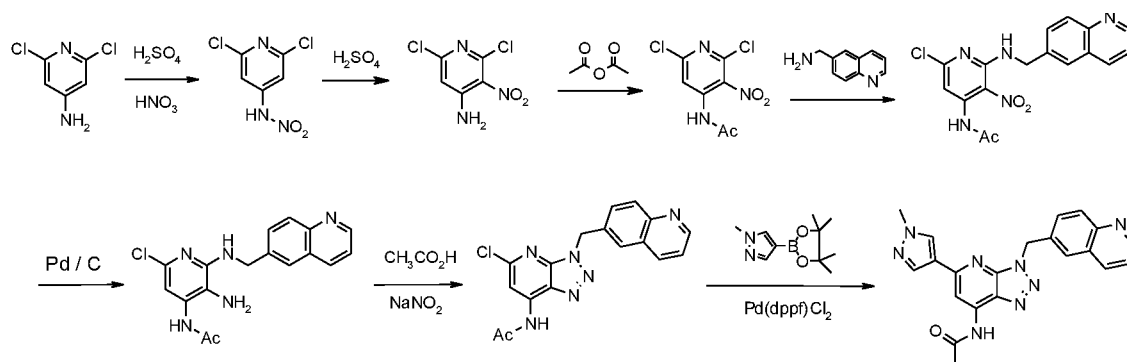
Reference Compound	Structure	LC/MS data
248		372 (M+1) <sup>+</sup>
249		362 (M+1) <sup>+</sup>
250		356 (M+1) <sup>+</sup>
252		372 (M+1) <sup>+</sup>
253		361 (M+1) <sup>+</sup>
254		389 (M) <sup>+</sup>
255		370 (M+1) <sup>+</sup>
256		370 (M+1) <sup>+</sup>
257		356 (M+1) <sup>+</sup>

(continued)

Reference Compound	Structure	LC/MS data
258		356 (M+1) <sup>+</sup>
259		371 (M+1) <sup>+</sup>
260		337 (M+1) <sup>+</sup>

**Reference Compound 261: *N*-(5-(1-methyl-1H-pyrazol-4-yl)-3-(quinolin-6-ylmethyl)-3H-[1,2,3]triazolo[4,5-b]pyridin-7-yl)acetamide**

**[0259]**



***N*-(2,6-Dichloropyridin-4-yl)nitramide**

**[0260]** 2,6-Dichloropyridin-4-amine (3.0 g, 18 mmol) was carefully added to concentrated sulfuric acid (20 mL). The mixture was cooled in an ice bath, and fuming nitric acid (2.6 mL) was added dropwise via pipette. The mixture was warmed to room temperature and stirred for 1h, then poured onto crushed ice, resulting in a white precipitate. The white precipitate was collected by filtration, washed with cold water, and dried to afford the title compound (3.7 g), which was used for next step without further purification.

**2,6-Dichloro-3-nitropyridin-4-amine**

**[0261]** *N*-(2,6-Dichloropyridin-4-yl)nitramide (3.7 g, 18 mmol) was added to concentrated sulfuric acid (5 mL), and the reaction mixture was heated at 60°C for 30 mins. After cooled to room temperature, the reaction mixture was poured onto crushed ice, and concentrated ammonium hydroxide was added until the pH reached about 7. The precipitate was collected by filtration, washed with ice cold water, and dried to afford the title compound (2.5 g). MS (m/z): 208 (M+1)<sup>+</sup>.

***N*-(2,6-Dichloro-3-nitropyridin-4-yl)acetamide**

[0262] 2,6-Dichloro-3-nitropyridin-4-amine (208 mg, 1 mmol) was added to acetic anhydride (2 mL), and the reaction mixture was refluxed overnight. After cooled to room temperature, the reaction mixture was basified with aqueous Na<sub>2</sub>CO<sub>3</sub> until the pH was 8. The resulting mixture was then extracted with CH<sub>2</sub>Cl<sub>2</sub>. The organic layer was separated, dried over Na<sub>2</sub>SO<sub>4</sub>, and concentrated to afford the title compound (240 mg), which was used for the next step without further purification. MS (m/z): 250 (M+1)<sup>+</sup>.

***N*-(6-Chloro-3-nitro-2-(quinolin-6-ylmethylamino) pyridin-4-yl)acetamide**

[0263] To a mixture of *N*-(2,6-dichloro-3-nitropyridin-4-yl)acetamide (240 mg, 0.96 mmol) and quinolin-6-ylmethanamine (150 mg, 0.96 mmol) in CH<sub>3</sub>CN (10 mL) was added Et<sub>3</sub>N (0.5 mL). The reaction mixture was stirred at 80 °C for 1h. After being cooled to room temperature, the mixture was purified by chromatography on silica gel eluting with DCM/MeOH =50/1 to afford the title compound (220 mg). MS (m/z): 372 (M+1)<sup>+</sup>.

***N*-(3-Amino-6-chloro-2-(quinolin-6-ylmethylamino)pyridin-4-yl)acetamide**

[0264] To a solution of *N*-(6-chloro-3-nitro-2-(quinolin-6-ylmethylamino)pyridin-4-yl)acetamide (220 mg, 0.593 mmol) in methanol (5 mL) and CH<sub>2</sub>Cl<sub>2</sub>(5 mL) was added 10% catalytical amount Pd/C. The reaction mixture was stirred at room temperature under 1 atm of H<sub>2</sub> for 1h, then filtered. The filtrate was concentrated to afford the title compound, which was used for the next step without further purification. MS (m/z): 342 (M+1)<sup>+</sup>.

***N*-(5-Chloro-3-(quinolin-6-ylmethyl)-3H-[1,2,3]triazolo[4,5-b]pyridin-7-yl)acetamide**

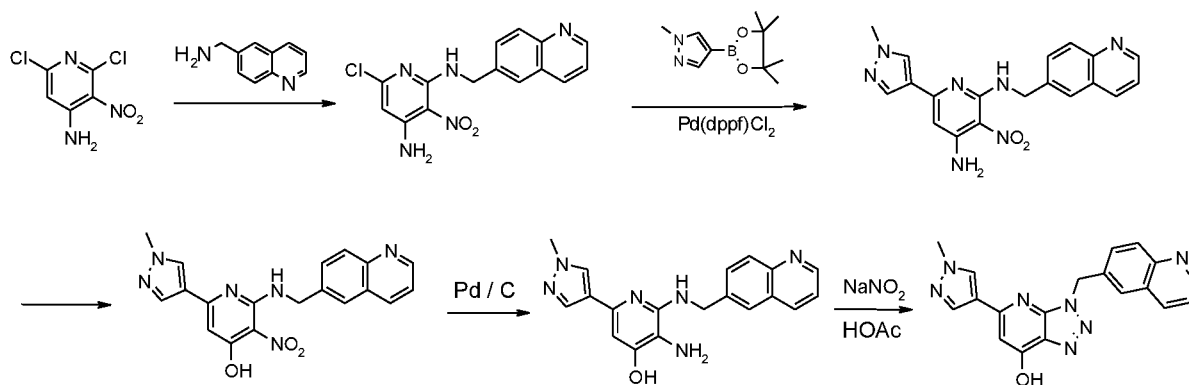
[0265] *N*-(3-amino-6-chloro-2-(quinolin-6-ylmethylamino)pyridin-4-yl)acetamide was added to a solution of acetic acid (2 mL) and water (2 mL) at 0 °C, followed by the addition of NaNO<sub>2</sub> (180 mg, 2.6 mmol) in H<sub>2</sub>O (0.2 mL). The reaction was stirred at 0°C for 1h, and then basified with 30% NaOH to pH = 7. The resulting precipitate was collected by filtration to afford the title compound (80 mg), which was used for the next step without further purification. MS (m/z): 353 (M+1)<sup>+</sup>.

***N*-(5-(1-Methyl-1H-pyrazol-4-yl)-3-(quinolin-6-ylmethyl)-3H-[1,2,3]triazolo[4,5-b]pyridin-7-yl)acetamide**

[0266] To a mixture of *N*-(5-chloro-3-(quinolin-6-ylmethyl)-3H-[1,2,3]triazolo[4,5-b]pyridin-7-yl)acetamide (80 mg, 0.227 mmol), 1-methyl-4-(4,4,5,5-tetramethyl-1,3,2-dioxaborolan-2-yl)-1H-pyrazole (50 mg, 0.24 mmol) and Na<sub>2</sub>CO<sub>3</sub> (48 mg, 0.25 mmol) in dioxane (10 mL) and H<sub>2</sub>O (1 mL) under N<sub>2</sub> was added Pd(dppf)Cl<sub>2</sub> (20 mg, 0.02 mmol). The reaction mixture was stirred at 100°C under N<sub>2</sub> overnight. After cooled to room temperature, the reaction mixture was concentrated and purified by chromatography to afford the title compound (7 mg). MS: 400 (M+1)<sup>+</sup>.

**Reference Compound 262: 5-(1-Methyl-1H-pyrazol-4-yl)-3-(quinolin-6-ylmethyl)-3H-[1,2,3]triazolo-[4,5-b]pyridin-7-ol**

[0267]



**6-Chloro-3-nitro-N2-(quinolin-6-ylmethyl)pyridine-2,4-diamine**

[0268] To a mixture of 2,6-dichloro-3-nitropyridin-4-amine (624 mg, 3 mmol) and quinolin-6-ylmethanamine (316 mg, 2 mmol) in CH<sub>3</sub>CN (10 mL) was added Et<sub>3</sub>N (0.5 mL). The reaction mixture was stirred at 80°C for 1h. After cooled to room temperature, the mixture was concentrated to afford the title compound (658 mg). MS (m/z): 330 (M+1)<sup>+</sup>.

**6-(1-Methyl-1H-pyrazol-4-yl)-3-nitro-N2-(quinolin-6-ylmethyl) pyridine-2,4-diamine**

[0269] To a mixture of 6-chloro-3-nitro-N2-(quinolin-6-ylmethyl)pyridine-2,4-diamine (658 mg, 2 mmol), 1-methyl-4-(4,4,5,5-tetramethyl-1,3,2-dioxaborolan-2-yl)-1H-pyrazole (500 mg, 2.4 mmol) and Na<sub>2</sub>CO<sub>3</sub> (424 mg, 4 mmol) in dioxane (20 mL) and H<sub>2</sub>O (2 mL) under N<sub>2</sub> was added Pd(dppf)Cl<sub>2</sub> (160 mg, 0.2 mmol). The reaction mixture was stirred at 100 °C under N<sub>2</sub> overnight. After cooled to room temperature, the mixture was concentrated and purified by chromatography to afford the title compound (300 mg). MS (m/z): 376 (M+1)<sup>+</sup>.

**6-(1-Methyl-1H-pyrazol-4-yl)-3-nitro-2-(quinolin-6-ylmethylamino)pyridin-4-ol**

[0270] To a mixture of 6-(1-methyl-1H-pyrazol-4-yl)-3-nitro-N<sup>2</sup>-(quinolin-6-ylmethyl)pyridine-2,4-diamine (260 mg, 0.69 mmol) in HBF<sub>4</sub> (5 mL) at 0°C was added HNO<sub>2</sub> (96 mg, 1.4 mmol) in H<sub>2</sub>O (0.5 mL). The reaction mixture was stirred at 0°C overnight, then basified with aqueous NaHCO<sub>3</sub> to pH = 6-7. The resulting mixture was filtered. The filtrate was concentrated and purified by chromatography on silica gel to afford the title compound (200 mg). MS (m/z): 377 (M+1)<sup>+</sup>.

**3-Amino-6-(1-methyl-1H-pyrazol-4-yl)-2-(quinolin-6-ylmethylamino)pyridin-4-ol**

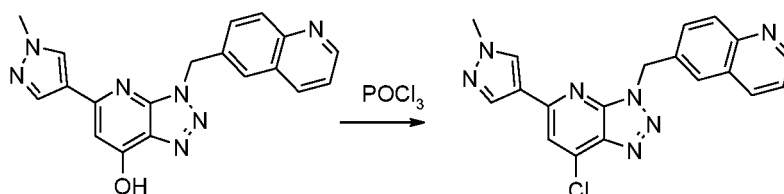
[0271] To a solution of 6-(1-methyl-1H-pyrazol-4-yl)-3-nitro-N<sup>2</sup>-(quinolin-6-ylmethyl)pyridine-2,4-diamine (200 mg, 0.53 mmol) in methanol (10 mL) was added 10% Pd/C (20 mg, 0.1 eq). The reaction mixture was stirred at room temperature under 1 atm of H<sub>2</sub> for 2h, then filtered. The filtrate was concentrated to afford the title compound (170 mg), which was used for the next step without further purification. MS (m/z): 347 (M+1)<sup>+</sup>.

**5-(1-Methyl-1H-pyrazol-4-yl)-3-(quinolin-6-ylmethyl)-3H-[1,2,3]triazolo[4,5-b]pyridin-7-ol**

[0272] 3-amino-6-(1-methyl-1H-pyrazol-4-yl)-2-(quinolin-6-ylmethylamino)pyridin-4-ol (170 mg, 0.49 mmol) was added to a solution of acetic acid (3 mL) and H<sub>2</sub>O (3 mL) at 0°C, followed by the addition of NaNO<sub>2</sub> (69 mg, 10 mmol) in H<sub>2</sub>O (0.3 mL). The reaction mixture was stirred at 0°C for 1h, then basified with aqueous 30% NaOH to pH = 6-7 and purified by chromatography to afford the title compound (120 mg). MS (m/z): 358 (M+1)<sup>+</sup>.

**Reference Compound 263: 6-((7-Chloro-5-(1-methyl-1H-pyrazol-4-yl)-3H-[1,2,3]triazolo[4,5-b]pyridin-3-yl)methyl)quinoline**

[0273]

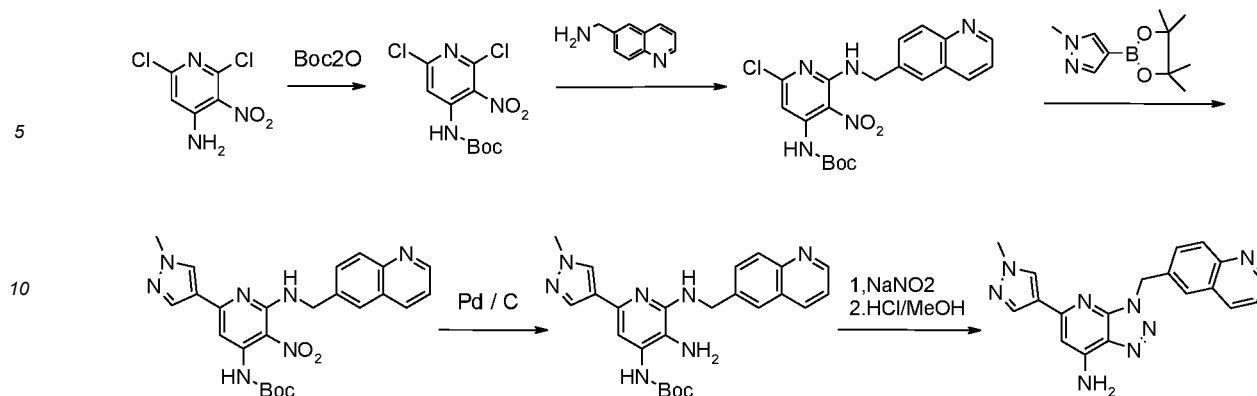


[0274] 5-(1-Methyl-1H-pyrazol-4-yl)-3-(quinolin-6-ylmethyl)-3H-[1,2,3]triazolo[4,5-b]pyridin-7-ol (120 mg, 0.336 mmol) was dissolved in POCl<sub>3</sub> (2 mL). The reaction mixture was stirred at 110°C for 1h. After cooled to 0°C, the mixture was basified with aqueous NaHCO<sub>3</sub> to pH = 7, and extracted with EtOAc. The organic layer was separated, dried over anhydrous Na<sub>2</sub>SO<sub>4</sub>, concentrated, and purified by chromatography to afford the title compound (25 mg). MS: 376 (M+1)<sup>+</sup>.

**Reference Compound 264: 5-(1-Methyl-1H-pyrazol-4-yl)-3-(quinolin-6-ylmethyl)-3H-[1,2,3]triazolo-[4,5-b]pyridin-7-amine**

[0275]

EP 3 511 330 B1



15 **tert-Butyl 2,6-dichloro-3-nitropyridin-4-ylcarbamate**

20 **[0276]** To a solution of 2,6-dichloro-3-nitropyridin-4-amine (832 mg, 4 mmol) in THF (10 mL) was added DMAP (50 mg, 0.4 mmol) and (BOC)<sub>2</sub>O (1.0 g, 4.6 mmol) in that order. The reaction mixture was stirred at room temperature for 2h, then concentrated. The residue was purified by chromatography on silica gel eluting with Pet/EtOAc=50/1 to afford the title compound (1.20 g).

25 **tert-Butyl 6-chloro-3-nitro-2-(quinolin-6-ylmethylamino) pyridin-4-ylcarbamate**

30 **[0277]** A solution of *tert*-butyl 2,6-dichloro-3-nitropyridin-4-ylcarbamate (1.2 g, 3.9 mmol) and quinolin-6-ylmethanamine (616 mg, 3.9 mmol) in CH<sub>3</sub>CN (15 mL) and Et<sub>3</sub>N (1 mL) was stirred at 80 °C for 1h. After cooled to room temperature, the mixture was concentrated. The residue was purified by chromatography to afford the title compound (1.60 g). MS (m/z): 430 (M+1)<sup>+</sup>.

35 **tert-Butyl 6-(1-methyl-1H-pyrazol-4-yl)-3-nitro-2-(quinolin-6-ylmethylamino) pyridin-4-ylcarbamate**

40 **[0278]** To a mixture of *tert*-butyl 6-chloro-3-nitro-2-(quinolin-6-ylmethylamino)pyridin-4-ylcarbamate (860 mg, 2 mmol), 1-methyl-4-(4,4,5,5-tetramethyl-1,3,2-dioxaborolan-2-yl)-1H-pyrazole (416 mg, 2 mmol) and Na<sub>2</sub>CO<sub>3</sub> (424 mg, 4 mmol) in dioxane (20 mL) and H<sub>2</sub>O (2 mL) under N<sub>2</sub> was added Pd(dppf)Cl<sub>2</sub> (163 mg, 0.2 mmol). The reaction was stirred at 80°C under N<sub>2</sub> overnight. After cooled to room temperature, the mixture was concentrated and purified by chromatography to afford the title compound (950 mg). MS (m/z): 476 (M+1)<sup>+</sup>.

45 **tert-Butyl 3-amino-6-(1-methyl-1H-pyrazol-4-yl)-2-(quinolin-6-ylmethylamino) pyridin-4-ylcarbamate**

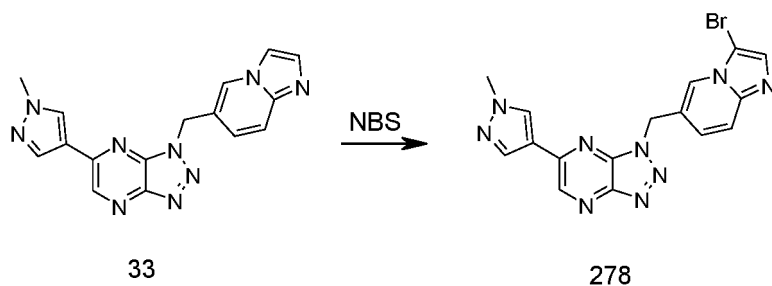
50 **[0279]** To a solution of *tert*-butyl 6-(1-methyl-1H-pyrazol-4-yl)-3-nitro-2-(quinolin-6-ylmethylamino)pyridin-4-ylcarbamate (950 mg, 2 mmol) in methanol (10 mL) was added 10% Pd/C (95 mg, 0.1 eq). The reaction was stirred at room temperature under 1 atm of H<sub>2</sub> for 1h, then filtered. The filtrate was concentrated to afford the title compound (890 mg), which was used for the next step without further purification. MS (m/z): 446 (M+1)<sup>+</sup>.

55 **5-(1-Methyl-1H-pyrazol-4-yl)-3-(quinolin-6-ylmethyl)-3H-[1,2,3]triazolo[4,5-b]pyridin-7-amine**

**[0280]** *tert*-Butyl 3-amino-6-(1-methyl-1H-pyrazol-4-yl)-2-(quinolin-6-ylmethylamino)pyridin-4-ylcarbamate (890 mg, 2 mmol) was added to a solution of acetic acid (5 mL) and water (5 mL) at 0°C, followed by the addition of NaNO<sub>2</sub> (300 mg, 4 mmol) in H<sub>2</sub>O (0.5 mL). The reaction was stirred at 0°C for 1h, then basified with 30% NaOH to pH = 8. The resulting mixture was filtered to afford a solid. The solid was treated with TFA (3 mL), and then stirred at room temperature for another 0.5h, before treated with aqueous Na<sub>2</sub>CO<sub>3</sub> to adjust the pH to 8. The resulting mixture was purified by chromatography to afford the title compound (190 mg). MS: 358 (M+1)<sup>+</sup>.

**Reference Compound 278: 1-((3-Bromoimidazo[1,2-a]pyridin-6-yl)methyl)-6-(1-methyl-1H-pyrazol-4-yl)-1H-[1,2,3]triazolo[4,5-b]pyrazine**

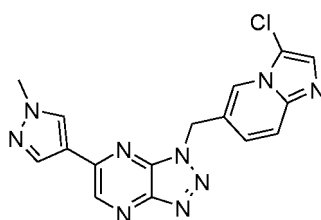
**[0281]**



[0282] To a solution of Compound 33 (10 mg, 0.03 mmol) in  $\text{CHCl}_3$  (3 mL) was added NBS (5.4 mg, 0.031 mmol). The reaction mixture was stirred at room temperature overnight. The solvent was evaporated, and the residue was purified by chromatography to afford the title compound (11 mg). MS (m/z): 411.7 (M+1)<sup>+</sup>.

15 Compound 300:

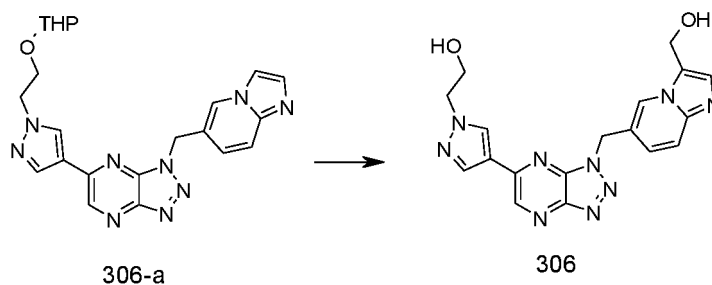
[0283]



[0284] Reference Compound 300 was prepared with NCS according to the procedure of Compound 278. MS (m/z): 365.9 (M+1)<sup>+</sup>.

30 Reference Compound 306: 2-(4-(1-((3-(Hydroxymethyl)imidazo[1,2-a]pyridin-6-yl)methyl)-1H-[1,2,3]triazolo[4,5-b]pyrazin-6-yl)-1H-pyrazol-1-yl)ethanol

[0285]



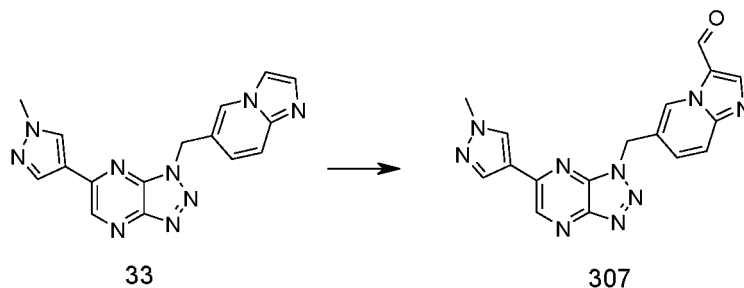
45 [0286] To a solution of 306-a (60 mg, 0.13 mmol) (prepared according to the procedure of Reference Compound 1) in 0.1 mL of acetic acid were added sodium acetate (39 mg, 0.48 mmol) and then formaldehyde (0.13 mL, 37% in water). The mixture was stirred at 100°C overnight. After cooled, the mixture was adjusted to pH>7 with aqueous NaOH.. The resulting precipitate was collected and purified by chromatography to afford the title compound (10 mg). MS (m/z): 392.0 (M+H)<sup>+</sup>

50 Reference Compound 307: 6-((6-(1-Methyl-1H-pyrazol-4-yl)-1H-[1,2,3]triazolo[4,5-b]pyrazin-1-yl)methyl)-imidazo[1,2-a]pyridine-3-carbaldehyde

[0287]

55

5



10

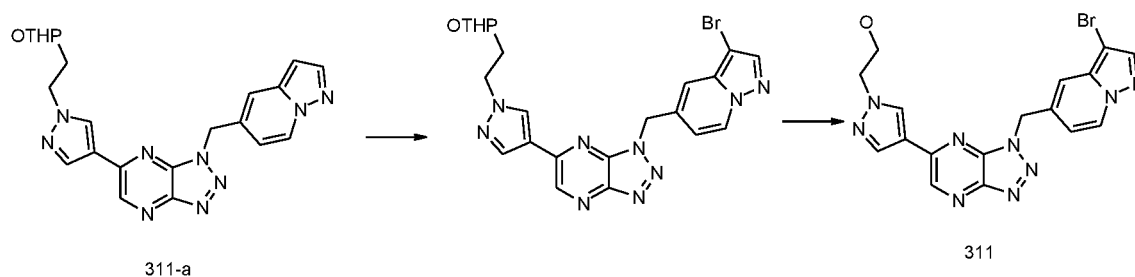
15

**[0288]** To a mixture of **Reference Compound 33** (33 mg, 0.1 mmol) in 0.2 mL of acetic acid and 0.4 mL of water was added hexamethylenetetramine (16 mg, 0.11 mmol). The mixture was stirred at 120°C overnight. After cooled, the mixture was adjusted to pH>7 with aqueous NaOH and purified by chromatography to afford the title compound (5 mg). MS (m/z): 360.0 (M+H)<sup>+</sup>.

**Reference Compound 311: 2-(4-(1-(Pyrazolo[1,5-a]pyridin-5-ylmethyl)-1H-[1,2,3]triazolo[4,5-b]pyrazin-6-yl)-1H-pyrazol-1-yl)ethanol**

20 **[0289]**

25



30

35

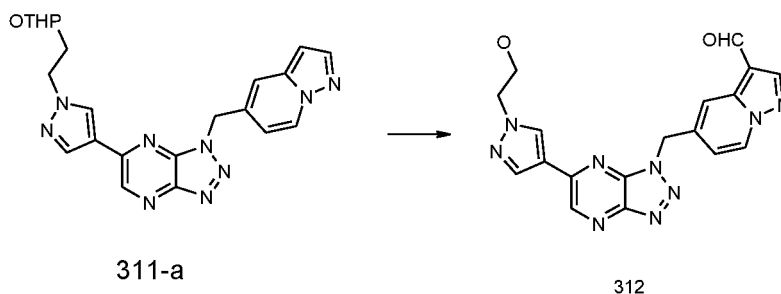
**[0290]** To a solution of 1-(pyrazolo[1,5-a]pyridin-5-ylmethyl)-6-(1-(2-(tetrahydro-2H-pyran-2-yloxy)ethyl)-1H-pyrazol-4-yl)-1H-[1,2,3]triazolo[4,5-b]pyrazine **311-a** (10 mg, 0.022 mmol) (prepared according to the procedure of Reference Compound 1) in CHCl<sub>3</sub> was added NBS (4.4 mg, 0.025 mmol). The reaction mixture was stirred at rt for 1 h, then concentrated. The resulting residue was dissolved in CHCl<sub>3</sub> (2 mL) and MeOH (2 mL), followed by the addition of 6N HCl in MeOH. The resulting mixture was stirred for 30 min, then treated with NH<sub>3</sub>.H<sub>2</sub>O to bring pH to 8. The mixture was concentrated and purified by prep-TLC to afford the title compound. MS (m/z): 439.9 (M+1)<sup>+</sup>.

**Reference Compound 312: 5-((6-(1-(2-Hydroxyethyl)-1H-pyrazol-4-yl)-1H-[1,2,3]triazolo[4,5-b]pyrazin-1-yl)methyl)pyrazolo[1,5-a]pyridine-3-carbaldehyde**

40

**[0291]**

45



50

55

**[0292]** To a solution of 1-(pyrazolo[1,5-a]pyridin-5-ylmethyl)-6-(1-(2-(tetrahydro-2H-pyran-2-yloxy)ethyl)-1H-pyrazol-4-yl)-1H-[1,2,3]triazolo[4,5-b]pyrazine **311-a** (125 mg, 0.28 mmol) in AcOH/H<sub>2</sub>O (2 mL/1 mL) was added HMTA (79 mg, 0.56 mmol). The reaction mixture was stirred at 110°C for 2 h, then treated with NH<sub>3</sub>.H<sub>2</sub>O to bring pH to 8. The resulting mixture was then concentrated and purified by prep-TLC to afford the title compound (67 mg). MS (m/z): 389.37 (M+1)<sup>+</sup>.

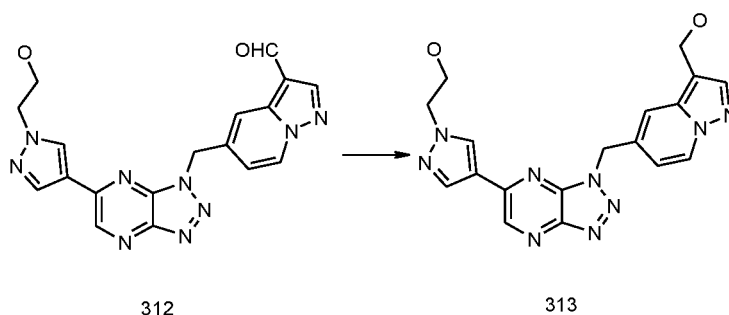
**Reference Compound 313: 2-(4-(1-((3-(Hydroxymethyl)pyrazolo[1,5-a]pyridin-5-yl)methyl)-1H-[1,2,3]triazolo[4,5-b]pyrazin-6-yl)-1H-pyrazol-1-yl)ethanol**

[0293]

5

10

15



[0294] To a solution of Reference compound 312 (10 mg, 0.025 mmol) in MeOH was added NaBH<sub>4</sub> (4 mg, 0.051 mmol). The reaction was stirred at room temperature for 1 h, then concentrated and purified by prep-TLC to afford the title compound.

20

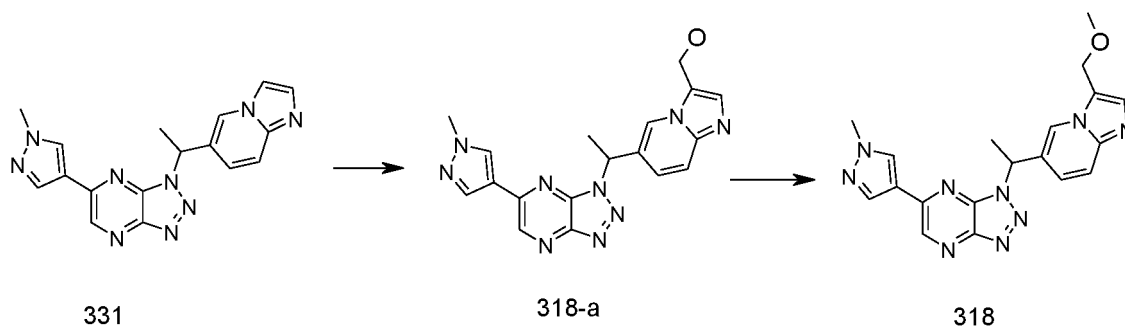
**Reference Compound 318: 1-(1-(3-(methoxymethyl)imidazo[1,2-a]pyridin-6-yl)ethyl)-6-(1-methyl-1H-pyrazol-4-yl)-1H-[1,2,3]triazolo[4,5-b]pyrazine**

[0295]

25

30

35



[0296] Intermediate 318-a was prepared according to the procedure of Reference Compound 306 by using Reference Compound 331.

40

[0297] To a mixture of (6-(1-(6-(1-methyl-1H-pyrazol-4-yl)-1H-[1,2,3]triazolo[4,5-b]pyrazin-1-yl)ethyl)H-imidazo[1,2-a]pyridin-3-yl)methanol 318-a (40 mg, 0.11 mmol) in 30 mL of THF was added sodium hydride (22 mg, 0.53 mmol, 60% in mineral oil) at 0°C. The mixture was stirred at 0 °C for 1 h, then iodomethane (60 mg, 0.43 mmol) was added. The mixture was stirred at room temperature overnight, then treated with sat. Na<sub>2</sub>CO<sub>3</sub>, then concentrated. The residue was diluted with water, and extracted with ethyl acetate. The combined organic layers were dried over Na<sub>2</sub>SO<sub>4</sub>, concentrated and purified by chromatography on silica gel to afford the title compound (30 mg) MS (m/z): 389.9 (M+H)<sup>+</sup>

45

Reference Compounds 319 and 320:

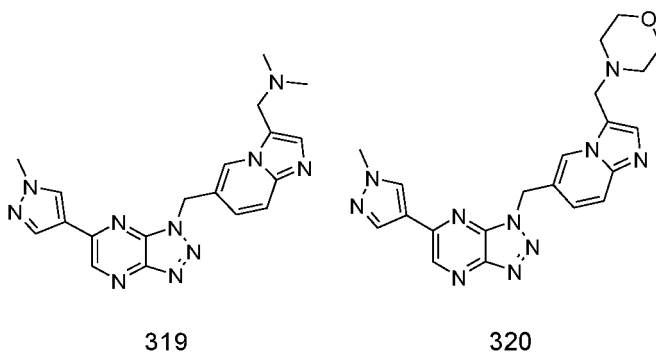
[0298]

50

55

5

10



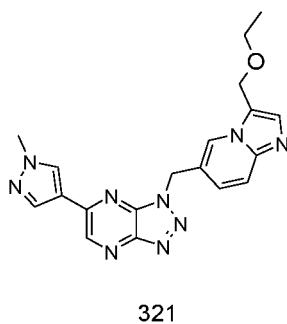
[0299] Reference Compounds **319** and **320** were prepared according to the procedure of Reference Compound **327**.  
15 Reference Compound **319**: MS: 388.9(M+1)<sup>+</sup>; Reference Compound **320** MS: 431(M+1)<sup>+</sup>

#### Reference Compounds **321**:

20

[0300]

25



30

[0301] Reference Compound **321** was prepared according to the procedure of Reference Compound **318** starting  
35 from Compound **272**. MS: 389.9(M+1)<sup>+</sup>.

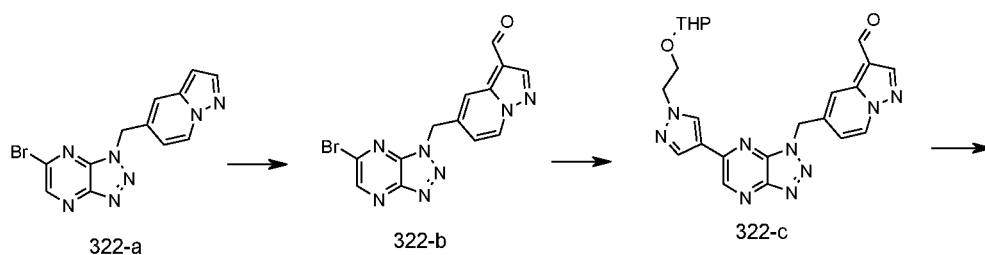
35

#### Reference Compound **322**:

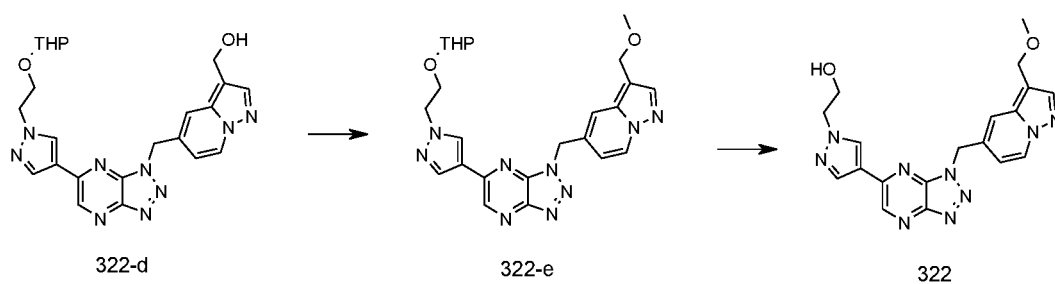
40

[0302]

45



50



55

**5-((6-Bromo-1H-[1,2,3]triazolo[4,5-b]pyrazin-1-yl)methyl)pyrazolo[1,5-a]pyridine-3-carbaldehyde (322-b)**

[0303] The title compound (Intermediate **322-b**) was prepared according to the procedure of Reference Compound **307**.

5 **5-((6-(1-(2-(Tetrahydro-2H-pyran-2-yloxy)ethyl)-1H-pyrazol-4-yl)-1H-[1,2,3]triazolo[4,5-b]pyrazin-1-yl)methyl)pyrazolo[1,5-a]pyridine-3-carbaldehyde (322-c)**

[0304] The title compound (Intermediate **322-c**) was prepared from **322-b** according to the procedure of Reference Compound **1**.

10

**5-((6-(1-(2-(Tetrahydro-2H-pyran-2-yloxy)ethyl)-1H-pyrazol-4-yl)-1H-[1,2,3]triazolo[4,5-b]pyrazin-1-yl)methyl)pyrazolo[1,5-a]pyridin-3-yl)methanol (322-d)**

15

[0305] The title compound (Intermediate **322-d**) was prepared from **322-c** according to the procedure of Reference Compound **313**. MS (m/z): 476.1 (M+H)<sup>+</sup>.

**1-((3-(Methoxymethyl)pyrazolo[1,5-a]pyridin-5-yl)methyl)-6-(1-(2-(tetrahydro-2H-pyran-2-yloxy)ethyl)-1H-pyrazol-4-yl)-1H-[1,2,3]triazolo[4,5-b]pyrazine (322-e)**

20

[0306] The title compound (Intermediate **322-e**) was prepared from **322-d** according to the procedure of Reference Compound **318**.

**2-(4-(1-((3-(Methoxymethyl)pyrazolo[1,5-a]pyridin-5-yl)methyl)-1H-[1,2,3]triazolo[4,5-b]pyrazin-6-yl)-1H-pyrazol-1-yl)ethanol (reference compound 322)**

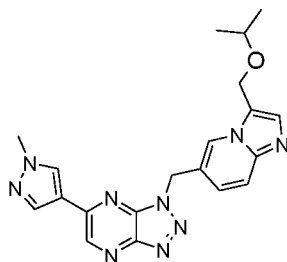
25

[0307] To a mixture of **322-e** (40 mg, 0.082 mmol) in methanol (15mL) was added a solution of HCl in methanol (0.5 mL, 5 N). The mixture was stirred at 0°C for 1 h, then treated with ammonia to adjust pH to > 7. The resulting solution was concentrated and purified by chromatography to afford the title compound (15 mg).

30

**Reference Compounds 323:****[0308]**

35



40

**323**

45

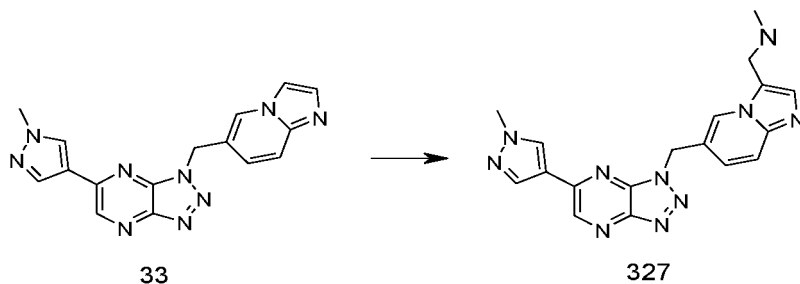
[0309] Reference Compound **323** was prepared from reference compound **272** according to the procedure of Reference Compound **318**. MS: 403.9(M+1)<sup>+</sup>

[0310] Reference Compound **327**: *N*-methyl-1-(6-((6-(1-methyl-1H-pyrazol-4-yl)-1H-[1,2,3]triazolo[4,5-b]pyrazin-1-yl)methyl)imidazo[1,2-a]pyridin-3-yl)methanamine

50

55

5



10

15

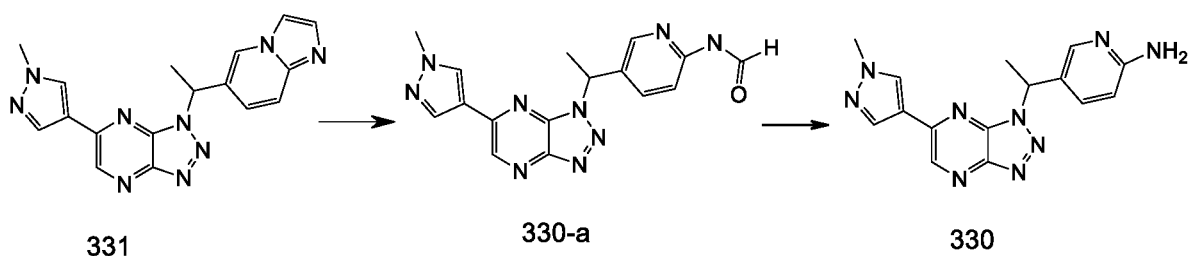
**[0311]** To a mixture of reference compound **33** (50 mg, 0.15 mmol) in acetic acid (0.5mL) were added ammonium chloride (61 mg, 0.9 mmol) and formaldehyde (61 mg, 0.75 mmol, 37% in water). The mixture was stirred at 55°C for 24h. The reaction was treated with ammonia to adjust the pH to >7, then concentrated and purified by chromatography to afford the title compound (15 mg). MS (m/z): 374.8 (M+H)<sup>+</sup>.

#### Reference Compound 330:

20

[0312]

25



30

#### N-(5-(1-(6-(1-Methyl-1H-pyrazol-4-yl)-1H-[1,2,3]triazolo[4,5-b]pyrazin-1-yl)ethyl)pyridin-2-yl)formamide (330-a)

35

**[0313]** To a solution of the reference compound **331** (1.0 g) in 100 mL of CH<sub>2</sub>Cl<sub>2</sub> was bubbled O<sub>3</sub> at -60- -70°C for 30 mins, then N<sub>2</sub> for 10 mins. The reaction mixture was treated with Na<sub>2</sub>SO<sub>3</sub> solution, and stirred for 10 mins. The resulting mixture was extracted with CH<sub>2</sub>Cl<sub>2</sub>. The organic layer was concentrated and purified by chromatography to afford the title compound as a solid (300 mg). MS (m/z): 322 (M+H)<sup>+</sup>.

#### 5-(1-(6-(1-Methyl-1H-pyrazol-4-yl)-1H-[1,2,3]triazolo[4,5-b]pyrazin-1-yl)ethyl)pyridin-2-amine (Reference Compound 330)

40

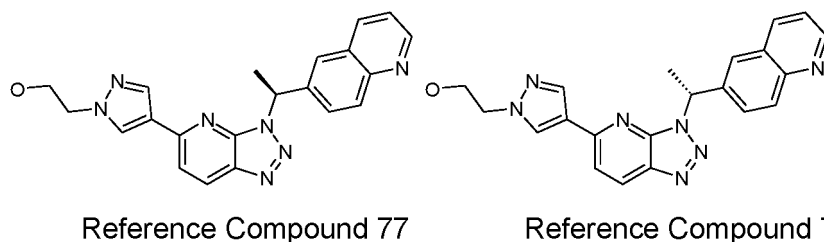
**[0314]** A solution of compound **330-a** (300 mg) in 10 mL of HCl/CH<sub>3</sub>OH was stirred overnight, then concentrated and basified with Na<sub>2</sub>CO<sub>3</sub> solution. The resulting mixture was purified by chromatography to afford the title compound as a solid, 155 mg.

45

#### Reference Compound 77 and 78

[0315]

50



55

**[0316]** The racemic Reference Compound **332** (4 mg) was resolved by chiral HPLC to produce the optically pure

## EP 3 511 330 B1

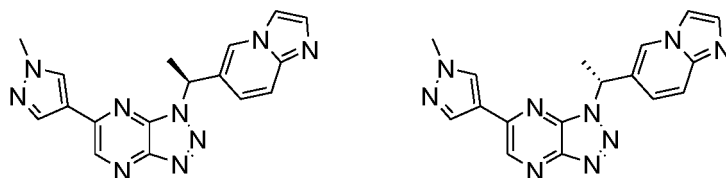
enantiomers Reference Compound **77** (0.7 mg) and **78** (1.1 mg) (HPLC conditions: Gilson system, Column: Dixel IA 4.6 x 250 mm; mobile phase: *n*-hexane/*i*-PrOH/DEA = 70/30/0.1; flow rate, 1 mL/min; detector: UV 254 nm). Compound **77** is the first eluent with at least 98% ee, MS (*m/z*): 386 (*M*+1)<sup>+</sup>. Compound **78** is the second eluent with at least 98% ee, MS (*m/z*): 386 (*M*+1)<sup>+</sup>.

5

### Reference Compound **270** and **271**

[0317]

10



15

Reference Compound **270**      Reference Compound **271**

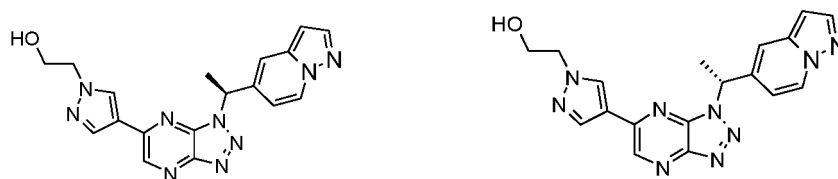
[0318] The racemic reference compound **331** (3 mg) was resolved by chiral HPLC to produce the optically pure enantiomers Reference Compound **270** (0.9 mg) and **271** (1.1 mg). (HPLC conditions: Gilson system, column: Dixel IA 20 x 250 mm; mobile phase: EtOH/CH<sub>3</sub>CN = 9/1; flow rate = 8 mL/min; detector: UV 254 nm), Reference Compound **270** is the first eluent with at least 98% ee, MS (*m/z*): 346 (*M*+1)<sup>+</sup>. and Reference Compound **271** is the second eluent with 93% ee, MS (*m/z*): 346 (*M*+1)<sup>+</sup>.

20

### Reference Compounds **314** and **315** :

[0319]

30



35

**314**

**315**

[0320] The racemic compound **310** (5 mg) was resolved by chiral HPLC to produce optically pure enantiomers Reference Compound **314** (1.0 mg) and Reference Compound **315** (1.9 mg). (HPLC conditions: Gilson system, Column: Dixel IA 20x250 mm; Mobile phase: *n*-Hexane/*i*-PrOH/DEA=6/4/0.1; Flow rate: 8 ml/min; Detector: 254 nm;). Reference Compound **314** is the first eluent with 95% ee, MS (*m/z*): 376 (*M*+1)<sup>+</sup>. Reference Compound **315** is the second eluent with 80% ee, MS (*m/z*): 376 (*M*+1)<sup>+</sup>.

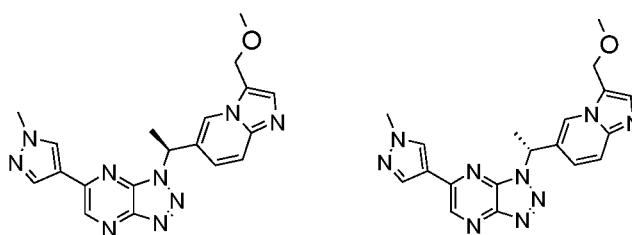
40

### Reference Compounds **324** and **325**:

45

[0321]

50



55

**324**

**325**

## EP 3 511 330 B1

**[0322]** Racemic Reference Compound **318** (50 mg) was resolved by chiral HPLC to produce enantiomeric Reference Compounds **324** (15 mg) and **325** (8 mg). (HPLC conditions: Gilson system; column: dicel IA, 20 x 250 mm IA; mobile phase: ethanol / methanol/ DEA = 70/30/0.1; detector: UV 254 nm). Reference Compound **324** is the first eluent with at least 98% ee, MS (m/z): 390 (M+1)<sup>+</sup>. Reference Compound **325** is the second eluent with at least 90% ee, MS (m/z): 390 (M+1)<sup>+</sup>.

### Reference Example 2: Inhibition of c-Met kinase activity using Transcreener FP assay

#### 1. Reagents

##### **[0323]**

Transcreener™ KINASE Assay kit: Bellbrook Labs., 3003-10K;  
Recombinant human Met : Invitrogen, PV3143;  
Poly E4Y (substrate): Sigma, P0275; 5 mg/mL, dissolved in H<sub>2</sub>O;  
Assay buffer: 67 mM HEPES, 0.013% Triton X-100, 27 mM MgCl<sub>2</sub>, 0.67 mM MnCl<sub>2</sub>, 1.25 mM DTT, PH 7.4;  
10 mM ATP: Invitrogene, PV3227;  
500 mM EDTA: Invitrogene, 15575-038;  
96 well black Greiner plate: Greiner, 675076.

#### 2. Solution Preparation

##### **[0324]**

Compound dilution: dilute test articles to 5 folds of the testing concentration using 20% DMSO.  
Prepare Enzyme/Substrate stock: dilute recombinant human c-Met and Poly E4Y in assay buffer to 0.5 μg/mL for c-Met, and 62.5 μg/mL for Poly E4Y. The mixture is kept on ice until use;  
Prepare ATP Diluent: dilute 10 mM ATP stock to 25 μM with assay buffer;  
Prepare ADP Diluent: dilute 500 μM ADP stock to 25 μM with assay buffer;  
Prepare ATP standard curve stock as following:

Column	ADP diluent (uL)	ATP diluent (uL)
1	50	0
2	25	25
3	10	40
4	5	45
5	5	95
6	5	195
7	5	495
8	4	496
9	3	497
10	2	498
11	1	499
12	1	999

#### 3. Enzymatic reaction: in 96-well reaction plate

##### **[0325]**

Add 5 μL of test article or 5 μL of 20% DMSO or 5 μL of 500 mM EDTA;  
Add 10 μL of Enzyme/Substrate stock;  
Add 10 μL of ATP Diluent to begin the enzyme reaction and mix on plate shaker;

## EP 3 511 330 B1

Add 5  $\mu\text{L}$  of 20% DMSO, 10  $\mu\text{L}$  of assay buffer and 10  $\mu\text{L}$  of ATP standard curve stock into standard curve wells; Gently shake at 28 °C for 45 min.

### 4. Stop reaction and detect ADP

**[0326]** Prepare Detection Mix: According to the procedures described in the Assay kit, Alexa633 tracer, ADP antibody and stop & detect buffer were added into  $\text{H}_2\text{O}$  and mixed thoroughly.

Prepare Tracer Only control: According to the procedures described in the Assay kit, ADP Alexa633 tracer and stop & detect buffer were added to  $\text{H}_2\text{O}$  and mixed throughly.

Prepare No Tracer control: According to the procedures described in the Assay kit, the stop & detect buffer was diluted with  $\text{H}_2\text{O}$ ;

Add 25  $\mu\text{L}$  of detection mix, Tracer Only control and No Tracer control into corresponding wells, respectively;

The reaction plate was gently shaken at 28 °C for 1h;

Florescence polarization (FP) was measured on TECAN F500. Excitation wavelength: 610 nm, Emission wavelength: 670 nm.

### 5. Data analysis

**[0327]**

$$\text{Inhibition (\%)} = 100 - \frac{\text{Compound well [ADP]}}{\text{Positive control well [ADP]}} \times 100$$

**[0328]** Where:

Compound well [ADP] represents the ADP concentration of the compound well.

Positive control well [ADP] represents the ADP concentration of the 20% DMSO well.

Conversion of mP value to ADP concentration is based on the formula which is determined by standard curve.

Measurement of mP value follows the suggestion of the instructions provided by BellBrook Labs ([www.bellbrook-labs.com](http://www.bellbrook-labs.com)).

$\text{IC}_{50}$ : calculated using XL-Fit 2.0 software.

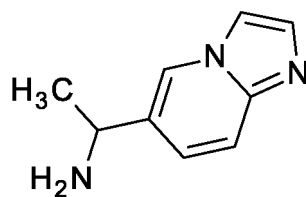
**[0329]**  $\text{IC}_{50}$  values of reference compounds 7, 8, 11, 12, 16, 19, 20, 25, 33, 34, 35, 36, 42, 43, 44, 45, 47, 48, 49, 50, 56, 57, 77, 127, 128, 129, 153, 156, 158, 161, 163, 169, 190, 192, 193, 195, 197, 198, 203, 207, 210, 212, 220, 222, 223, 224, 225, 227, 228, 229, 230, 254, 265, 269, 270, 278, 279, 280, 300, 301, 303, 308, 309, 314, 318, 325, 328, 332, 1, 13, 14, 15, 21, 24, 26, 27, 46, 51, 52, 54, 58, 59, 61, 62, 63, 65, 70, 72, 76, 81, 82, 83, 84, 85, 86, 87, 88, 89, 90, 91, 95, 97, 102, 104, 111, 112, 113, 115, 117, 130, 131, 132, 133, 134, 135, 136, 137, 140, 141, 144, 145, 146, 147, 150, 152, 155, 157, 160, 162, 164, 165, 166, 168, 172, 173, 176, 177, 179, 180, 182, 183, 185, 186, 188, 189, 191, 194, 196, 199, 200, 202, 213, 214, 215, 217, 218, 221, 226, 235, 237, 238, 239, 240, 245, 246, 248, 250, 252, 253, 255, 258, 259, 266, 267, 268, 271, 272, 274, 275, 276, 277, 281, 282, 283, 287, 290, 295, 298, 302, 304, 305, 306, 307, 310, 311, 312, 313, 315, 319, 321, 322, 323, 324, 326, 327, 329, 331 are in the range of 0.001 to less than 0.1  $\mu\text{M}$ .

**[0330]**  $\text{IC}_{50}$  values of reference compounds 2, 5, 6, 9, 17, 18, 22, 23, 28, 30, 37, 38, 41, 53, 55, 64, 66, 71, 73, 74, 78, 79, 80, 92, 93, 94, 96, 98, 99, 100, 101, 103, 105, 107, 108, 109, 110, 116, 118, 119, 120, 121, 122, 123, 126, 138, 142, 143, 154, 170, 174, 181, 187, 201, 204, 205, 206, 208, 209, 216, 219, 231, 234, 236, 241, 244, 247, 249, 257, 260, 261, 263, 273, 284, 285, 286, 288, 289, 292, 293, 294, 296, 299, 316, 317, 320, are from 0.1  $\mu\text{M}$  to less than 1  $\mu\text{M}$ .

### Claims

1. A compound of the formula:

5

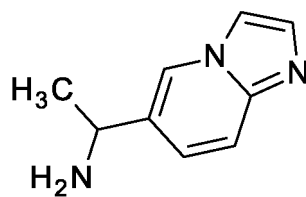


or an acid addition salt thereof.

10

2. A compound according to claim 1, of the formula:

15



20

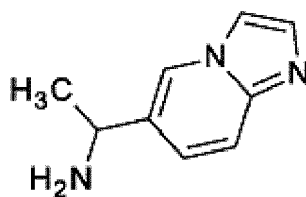
in free base form.

### Patentansprüche

25

1. Verbindung der Formel:

30

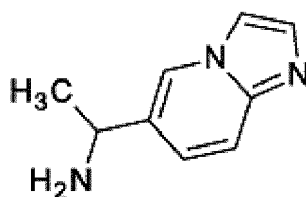


35

oder ein Säureadditionssalz davon.

2. Verbindung nach Anspruch 1 der Formel:

40



45

in Form der freien Base.

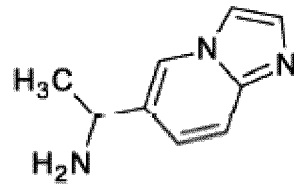
50

### Revendications

1. Composé de formule :

55

5

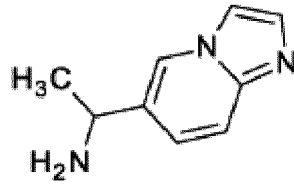


ou sel d'addition d'acide correspondant.

10

2. Composé selon la revendication 1, de formule :

15



20

sous forme de base libre.

25

30

35

40

45

50

55

**REFERENCES CITED IN THE DESCRIPTION**

*This list of references cited by the applicant is for the reader's convenience only. It does not form part of the European patent document. Even though great care has been taken in compiling the references, errors or omissions cannot be excluded and the EPO disclaims all liability in this regard.*

**Patent documents cited in the description**

- US 3989816 A [0046]
- US 4444762 A [0046]
- US 20070265272 A [0128] [0167]

**Non-patent literature cited in the description**

- **G. C. PIMENTEL ; A. L. MCCLELLAN.** *The Hydrogen Bond*, Freeman, 1960 [0032]
- **R. TAYLOR ; O. KENNARD.** Hydrogen Bond Geometry in Organic Crystals. *Accounts of Chemical Research*, 1984, vol. 17, 320-326 [0032]
- **R. LAROCK.** *Comprehensive Organic Transformations*. VCH Publishers, 1989 [0039]
- **T.W. GREENE ; P.G.M. WUTS.** *Protective Groups in Organic Synthesis*. John Wiley and Sons, 1999 [0039]
- **L. FIESER ; M. FIESER.** *Fieser and Fieser's Reagents for Organic Synthesis*. John Wiley and Sons, 1994 [0039]
- *Encyclopedia of Reagents for Organic Synthesis*. John Wiley and Sons, 1995 [0039]