



US00D655414S

(12) **United States Design Patent**
Cuschieri et al.

(10) **Patent No.:** **US D655,414 S**

(45) **Date of Patent:** **** Mar. 6, 2012**

(54) **INSTRUMENT FOR LAPAROSCOPIC PROCEDURE**

(75) Inventors: **Alfred Cuschieri**, St. Andrews (GB);
Sebastian Wagner, Bretten (DE)

(73) Assignee: **Karl Storz GmbH & Co. KG**,
Tuttlingen (DE)

(**) Term: **14 Years**

(21) Appl. No.: **29/379,029**

(22) Filed: **Nov. 12, 2010**

(30) **Foreign Application Priority Data**

May 11, 2010 (EM) 001706623-0001

May 11, 2010 (EM) 001706623-0005

(51) **LOC (9) Cl.** **24-02**

(52) **U.S. Cl.** **D24/133**

(58) **Field of Classification Search** D24/133,
D24/143, 146; 606/1, 130, 170, 205, 206

See application file for complete search history.

(56) **References Cited**

U.S. PATENT DOCUMENTS

D23,503 S *	7/1894	Cole	D24/112
3,446,211 A	5/1969	Markham		
D247,915 S *	5/1978	Lahay	D24/112
D269,904 S *	7/1983	Shimonaka	D24/138
D272,089 S	1/1984	Glassman		
5,466,241 A	11/1995	Leroy et al.		
5,630,801 A *	5/1997	Roussigne et al.	623/1.11
RE36,795 E	7/2000	Rydell		
6,688,312 B2	2/2004	Yeretsian		
D598,547 S *	8/2009	Stefan	D24/143
D610,682 S *	2/2010	Stefan	D24/140
7,666,206 B2	2/2010	Taniguchi et al.		
7,699,790 B2	4/2010	Simpson		
D624,651 S *	9/2010	Leroy et al.	D24/143
D624,652 S *	9/2010	Carus et al.	D24/143
D625,806 S *	10/2010	Leroy et al.	D24/143

D625,807 S *	10/2010	Leroy et al.	D24/143
D625,808 S *	10/2010	Leroy et al.	D24/143
D625,809 S *	10/2010	Cuschieri et al.	D24/143
D625,810 S *	10/2010	Cuschieri et al.	D24/143
D625,811 S *	10/2010	Cuschieri et al.	D24/143
D625,812 S *	10/2010	Dapri et al.	D24/143
D625,813 S *	10/2010	Dapri et al.	D24/143
D625,814 S *	10/2010	Leroy et al.	D24/143
D626,225 S *	10/2010	Dapri et al.	D24/143
D626,226 S *	10/2010	Carus et al.	D24/143
D626,227 S *	10/2010	Leroy et al.	D24/143
D626,228 S *	10/2010	Leroy et al.	D24/143
D626,229 S *	10/2010	Leroy et al.	D24/143
D642,262 S *	7/2011	Wagner	D24/133

(Continued)

Primary Examiner — Bridget L Eland

(74) *Attorney, Agent, or Firm* — Muncy, Geissler, Olds & Lowe, PLLC

(57) **CLAIM**

The ornamental design for an instrument for laparoscopic procedure, as shown and described.

DESCRIPTION

FIG. 1 is a left side elevational view of an instrument for laparoscopic procedure according to a first embodiment of the present invention.

FIG. 2 is a right side elevational view of the instrument for laparoscopic procedure of FIG. 1.

FIG. 3 is a top perspective view of the instrument for laparoscopic procedure of FIG. 1.

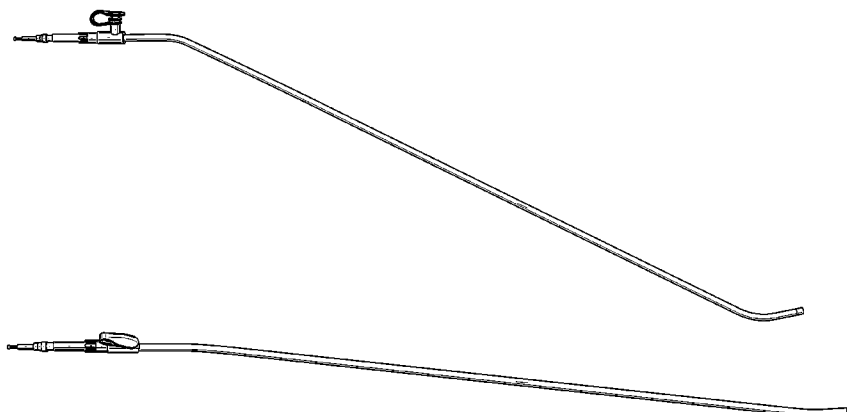
FIG. 4 is a bottom perspective view of the instrument for laparoscopic procedure of FIG. 1.

FIG. 5 is a front perspective view of the instrument for laparoscopic procedure of FIG. 1.

FIG. 6 is a rear perspective view of the instrument for laparoscopic procedure of FIG. 1; and,

FIG. 7 is a three quarter view of the instrument for laparoscopic procedure of FIG. 1.

1 Claim, 7 Drawing Sheets



US D655,414 S

Page 2

U.S. PATENT DOCUMENTS

2007/0049966	A1	3/2007	Bonadio et al.	2010/0076459	A1	3/2010	Farascioni
2007/0118115	A1	5/2007	Artale et al.	2010/0087818	A1	4/2010	Cunningham
2008/0172085	A1	7/2008	Chiu et al.	2010/0106183	A1	4/2010	Lee et al.
2009/0054733	A1	2/2009	Marescaux et al.	2010/0249497	A1*	9/2010	Peine et al. 600/104
2009/0209991	A1	8/2009	Hinchliffe et al.				

* cited by examiner




FIG. 1

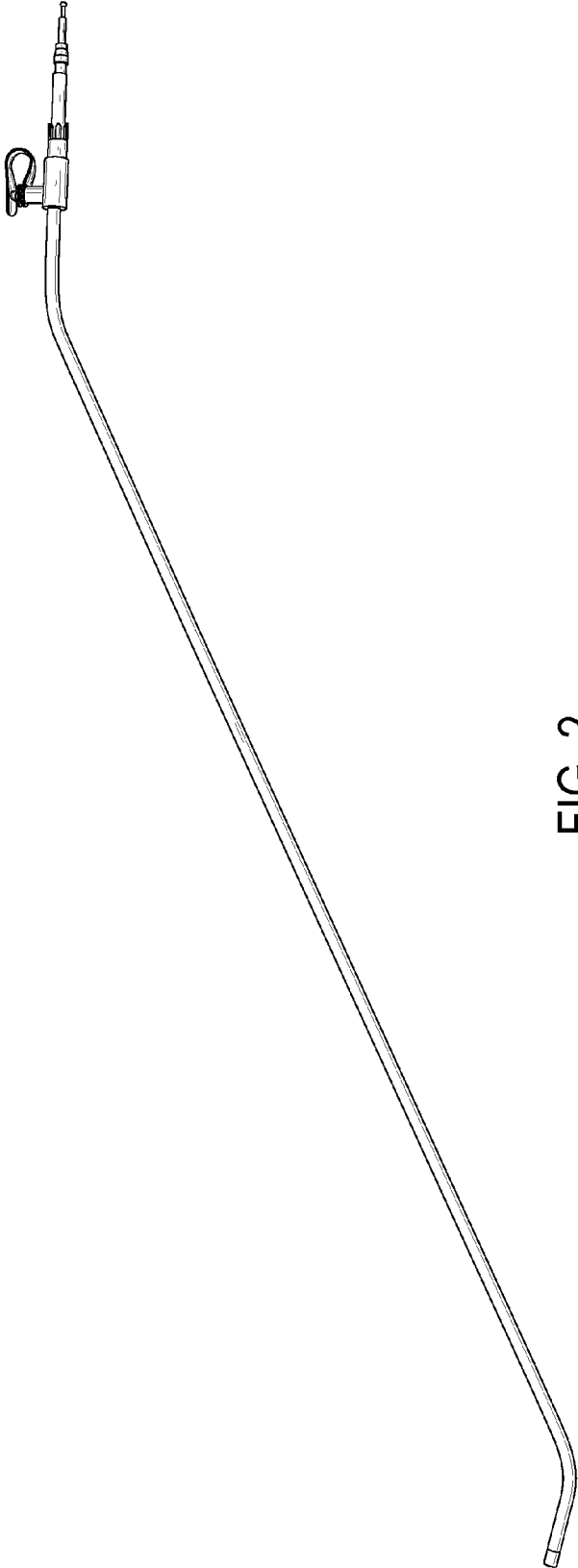


FIG. 2

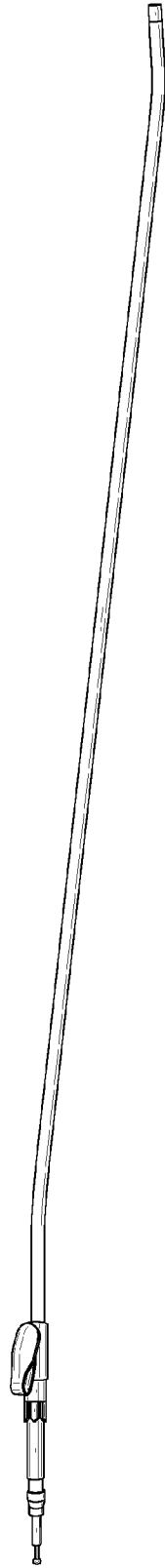


FIG. 3

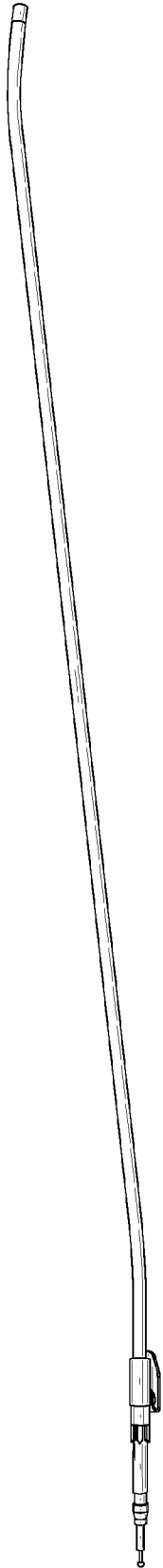


FIG. 4

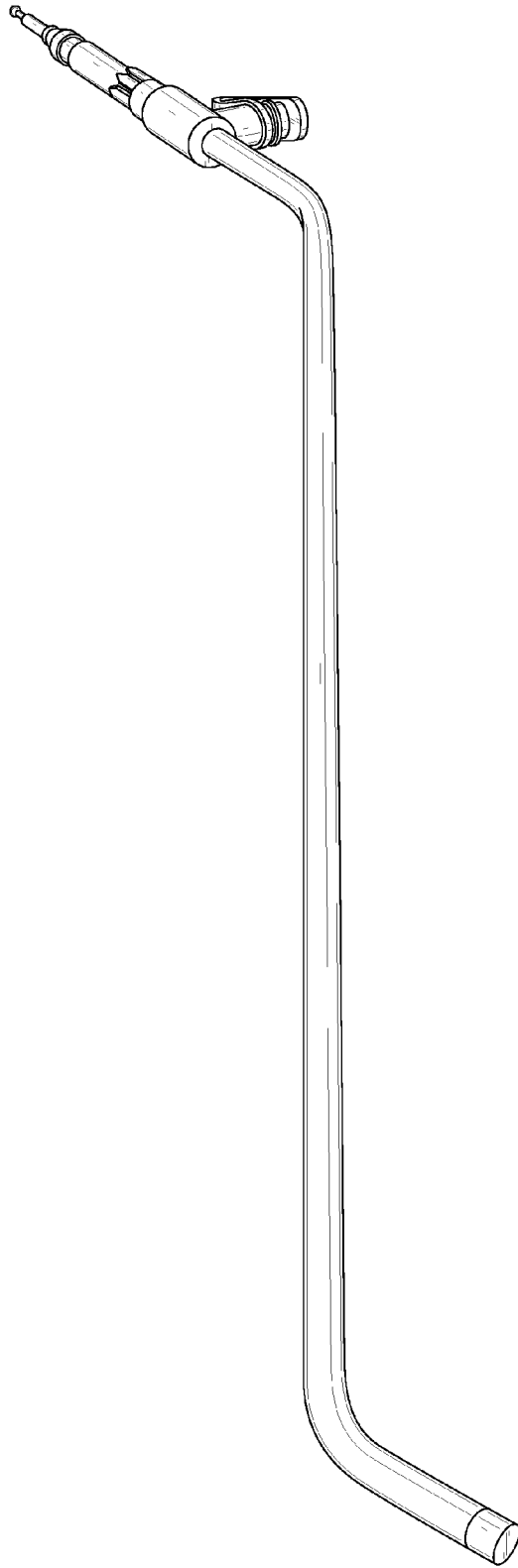


FIG. 5

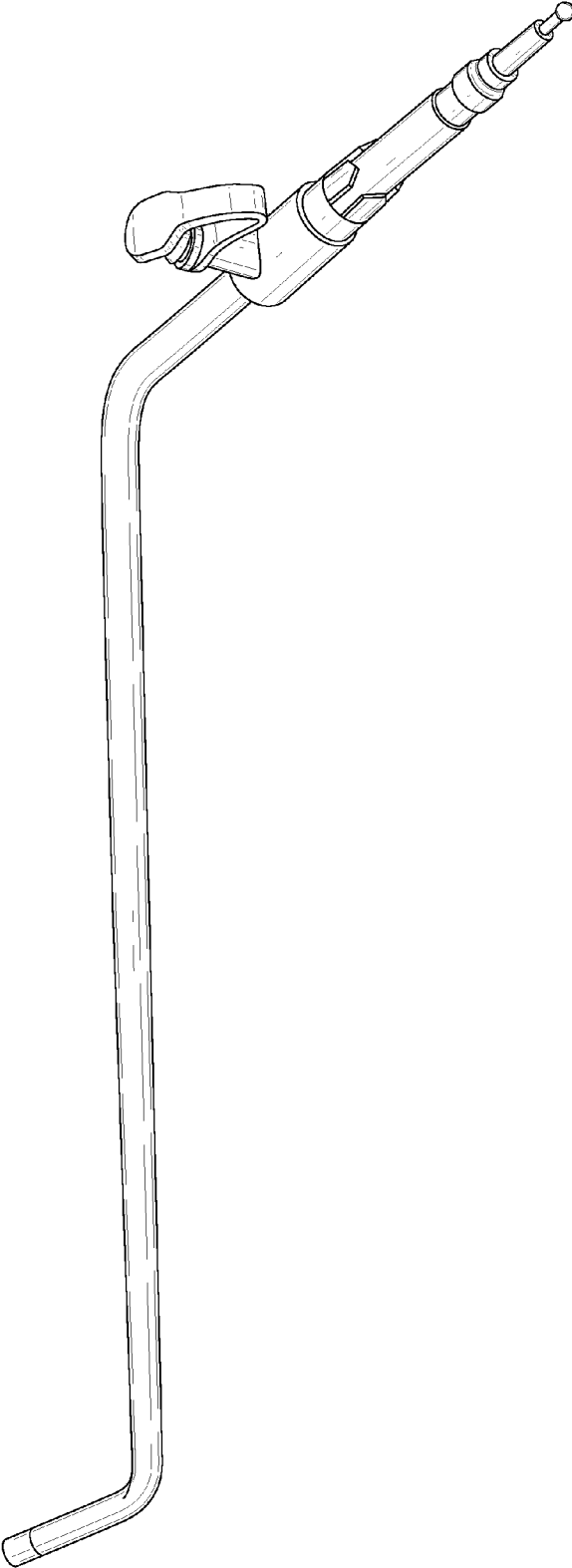


FIG. 6

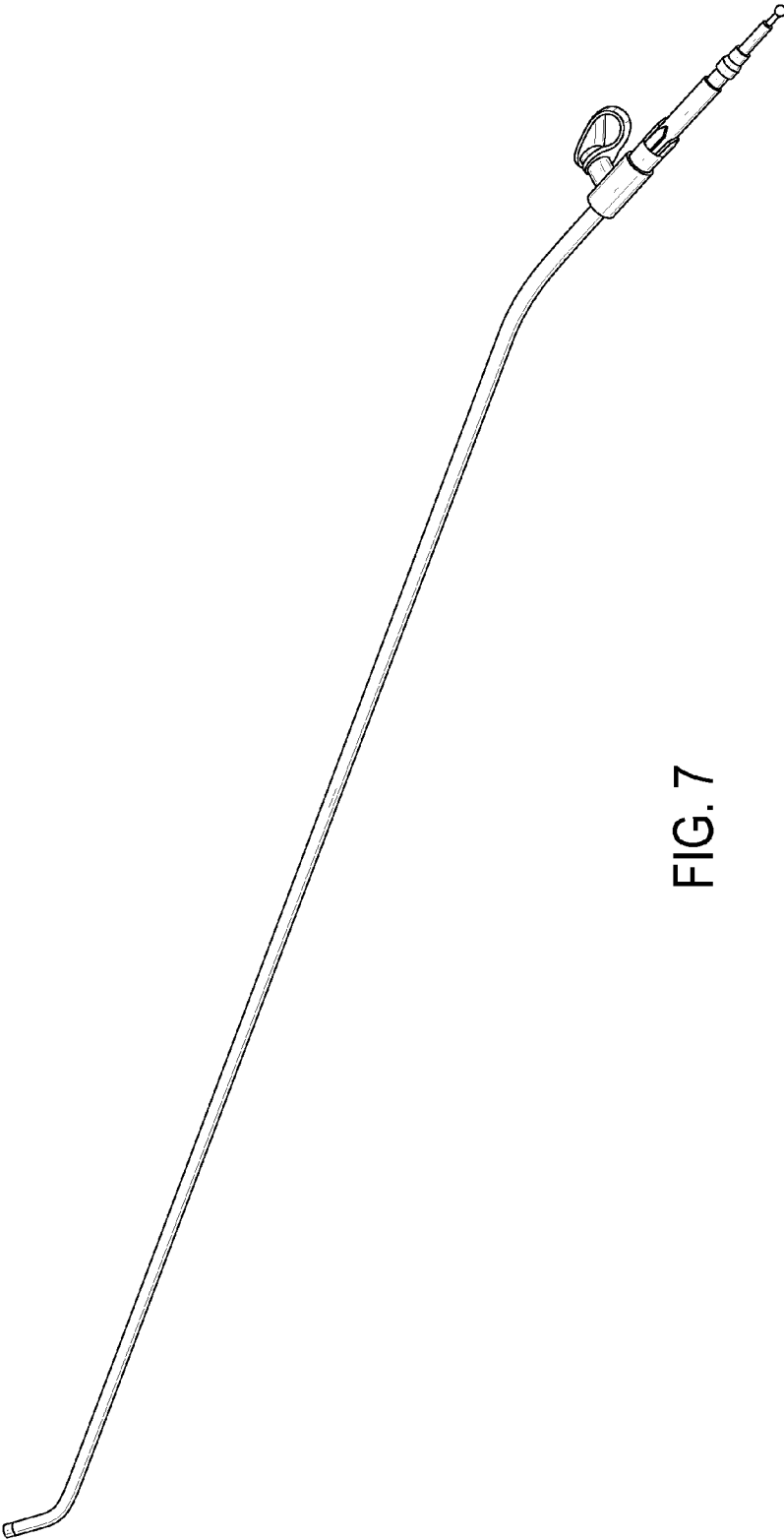


FIG. 7