

(19) World Intellectual Property Organization
International Bureau



(43) International Publication Date
5 July 2007 (05.07.2007)

PCT

(10) International Publication Number
WO 2007/076006 A2

(51) International Patent Classification:
A61K 36/898 (2006.01)

(21) International Application Number:
PCT/US2006/049005

(22) International Filing Date:
21 December 2006 (21.12.2006)

(25) Filing Language: English

(26) Publication Language: English

(30) Priority Data:
60/754,006 23 December 2005 (23.12.2005) US

(71) Applicant (for all designated States except US): **MARS, INCORPORATED** [US/US]; 6885 Elm Street, McLean, VA 22101-3883 (US).

(72) Inventors; and

(75) Inventors/Applicants (for US only): **SIES, Helmut** [—/DE]; Am Wald 26, D-40667 Meersbusch (DE). **STAHL, Wilhelm** [—/DE]; Luegallee 6, D-40545 Dusseldorf (DE).

(74) Agent: **JAIN, Nada**; NADA JAIN, P.C., 560 White Plains Road, Suite 460, Tarrytown, NY 10591 (US).

(81) Designated States (unless otherwise indicated, for every kind of national protection available): AE, AG, AL, AM, AT, AU, AZ, BA, BB, BG, BR, BW, BY, BZ, CA, CH, CN, CO, CR, CU, CZ, DE, DK, DM, DZ, EC, EE, EG, ES, FI, GB, GD, GE, GH, GM, GT, HN, HR, HU, ID, IL, IN, IS, JP, KE, KG, KM, KN, KP, KR, KZ, LA, LC, LK, LR, LS, LT, LU, LV, LY, MA, MD, MG, MK, MN, MW, MX, MY, MZ, NA, NG, NI, NO, NZ, OM, PG, PH, PL, PT, RO, RS, RU, SC, SD, SE, SG, SK, SL, SM, SV, SY, TJ, TM, TN, TR, TT, TZ, UA, UG, US, UZ, VC, VN, ZA, ZM, ZW.

(84) Designated States (unless otherwise indicated, for every kind of regional protection available): ARIPO (BW, GH, GM, KE, LS, MW, MZ, NA, SD, SL, SZ, TZ, UG, ZM, ZW), Eurasian (AM, AZ, BY, KG, KZ, MD, RU, TJ, TM), European (AT, BE, BG, CH, CY, CZ, DE, DK, EE, ES, FI, FR, GB, GR, HU, IE, IS, IT, LT, LU, LV, MC, NL, PL, PT, RO, SE, SI, SK, TR), OAPI (BF, BJ, CF, CG, CI, CM, GA, GN, GQ, GW, ML, MR, NE, SN, TD, TG).

Published:

— without international search report and to be republished upon receipt of that report

For two-letter codes and other abbreviations, refer to the "Guidance Notes on Codes and Abbreviations" appearing at the beginning of each regular issue of the PCT Gazette.

(54) Title: SKIN PROTECTION AND IMPROVEMENT

(57) Abstract: This invention relates to compositions, and methods of use thereof, for (i) reducing ultraviolet (UV)-induced skin erythema and/or photoaging, and for (ii) improving skin quality, each method comprising orally administering to a subject in need thereof, certain polyphenols such as flavanols, procyanidins, or pharmaceutically acceptable salts or derivatives thereof.



WO 2007/076006 A2

SKIN PROTECTION AND IMPROVEMENT

FIELD OF THE INVENTION

(001) This invention relates to compositions, and methods of use thereof, for (i) reducing ultraviolet (UV)-induced skin erythema and/or photoaging; or for (ii) improving skin quality, each method comprising orally administering to a subject in need thereof certain polyphenolic compounds described herein.

BACKGROUND OF THE INVENTION

(002) Skin is the largest organ of the body, serving as a protective shield against light (e.g. UV radiation), heat, mechanical damage/injury, noxious substances and microbial infections. Skin also plays an important functional role in regulating body homeostasis by regulating body temperature, water stores, lipids and vitamin D. Furthermore, the skin plays a pivotal role in the feeling of well-being and physical attractiveness.

(003) Several exogenous/extrinsic (e.g. environmental conditions) and endogenous/intrinsic (e.g. genetic predisposition, immune status, hormonal status and stress) factors affect skin properties such as structure, texture, thickness, density, hydration, color, and its shielding properties. Exposure to environmental factors such as extremes of temperature, wind and sunlight/solar radiation can compromise skin properties, appearance, and functioning, leading to the deterioration of skin quality, reduction in skin attractiveness and accelerated skin aging. Therefore, there is a need in the art for methods of photoprotection of skin, and for methods for improving skin quality.

(004) The nutritional status of the organism affects skin quality and functioning and optimal supply with macro- and micro-nutrients may contribute to skin health. Applicants have now discovered that oral consumption of the compounds recited herein has photoprotective effects (e.g. reducing skin erythema and photoaging) on skin exposed to UV radiation as well as beneficial effects on skin quality (e.g. structure, texture, hydration).

SUMMARY OF THE INVENTION

(005) The invention relates to compositions, products and (i) methods for reducing UV-induced skin erythema and/or photoaging, and (ii) methods for improving skin quality, comprising orally administering to a subject in need thereof certain polyphenolic compounds described herein.

(006) In one aspect, the invention relates to a composition, such as a food (including pet food), a food additive, a dietary supplement, or a pharmaceutical comprising the compound of the invention. Packaged products containing the above-mentioned compositions and a label and/or instructions for use as described herein, e.g. to reduce UV-induced skin erythema and/or photoaging, or to improve skin quality, are also within the scope of the invention.

(007) In another aspect, the invention relates to a method of reducing UV-induced skin erythema and/or photoaging by orally administering to a subject in need thereof an effective amount of the compound of the invention.

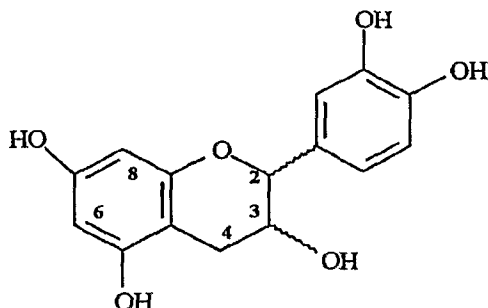
(008) In a further aspect, the invention relates to a method of improving skin quality, for example skin structure, texture and hydration, by orally administering to a subject in need thereof an effective amount of the compound of the invention.

DETAILED DESCRIPTION

(009) All patents, patent applications and references cited in this application are hereby incorporated herein by reference. In case of any inconsistency, the present disclosure governs.

(0010) The invention relates to compositions, products and (i) methods for reducing UV-induced skin erythema and/or photoaging, and (ii) methods for improving skin quality, comprising orally administering to a subject in need thereof certain polyphenolic compounds described herein. The compounds for use in the present invention include certain flavanols (flavan-3-ols), procyanidins, or pharmaceutically acceptable salts or derivatives thereof. Such compounds, when of natural origin, may be included in the composition in the form of a cocoa component, for example cocoa nibs or fragments thereof, chocolate liquor, partially and fully-defatted cocoa solids, cocoa extract or fraction thereof.

(0011) As used herein, the term "flavanol" or "flavan-3-ol" refers to a monomer of the following formula:

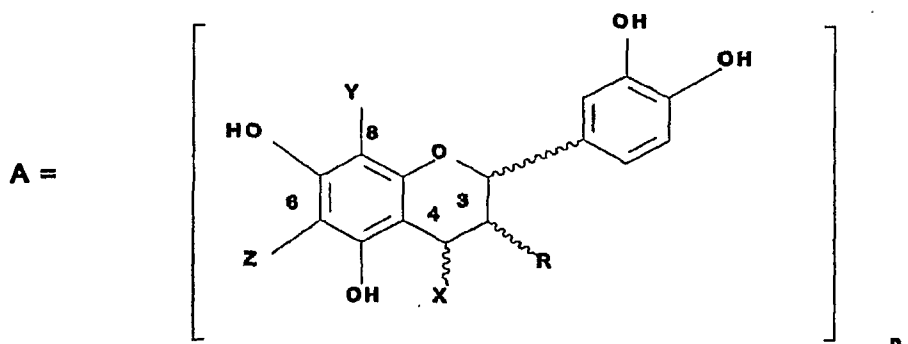


(0012) The term “procyanidin” refers to an oligomer.

(0013) The term “cocoa component” refers to a component derived from cocoa bean, e.g. cocoa nibs and fragments thereof, chocolate liquor, partially and fully-defatted cocoa solids (e. g. cake or powder), flavanol and/on procyanidin-containing cocoa extract or fraction thereof.

(0014) In certain embodiments, the present invention relates to a flavanol (e.g. (-)-epicatechin and (+)-catechin), and a composition comprising an effective amount of the flavanol (e.g. (-)-epicatechin and (+)-catechin), or a pharmaceutically acceptable salt or derivative thereof (including oxidation products, methylated derivatives and glucuronidated derivatives, wherein the flavanol derivative is not a gallated derivative). The derivatives may be prepared as described below.

(0015) In other embodiments, the present invention relates to a compound, and a composition comprising an effective amount of the compound, having the following formula A, or a pharmaceutically acceptable salt or derivative thereof (including oxidation products, methylated derivatives and glucuronidated derivatives):



wherein

n is an integer from 2 to 18;

R and X each have either α or β stereochemistry;

R is OH or O-sugar;

the substituents of C-4, C-6 and C-8 are X, Z and Y, respectively, and bonding of monomeric units occurs at C-4, C-6 or C-8;

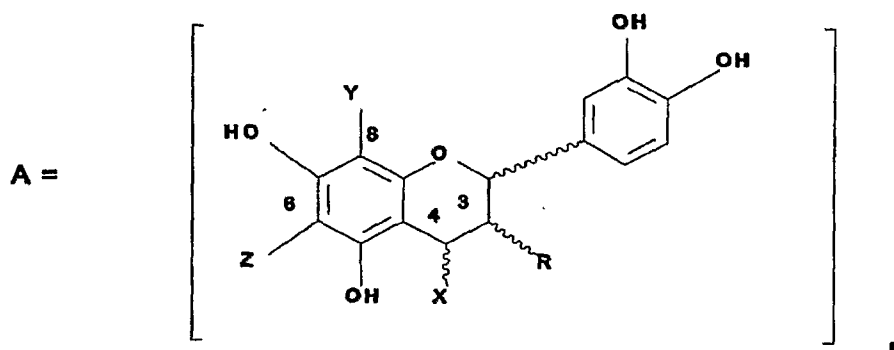
when any C-4, C-6 or C-8 is not bonded to another monomeric unit, X, Y and Z independently are hydrogen or a sugar; and

the sugar is optionally substituted with a phenolic moiety at any position, for instance, via an ester bond.

(0016) Monomeric units in the formula A may be bonded via 4 \rightarrow 6 α ; 4 \rightarrow 6 β ; 4 \rightarrow 8 α ; and/or 4 \rightarrow 8 β linkages. The sugar is preferably a monosaccharide or a disaccharide. The sugar may be selected from the group consisting of glucose, galactose, rhamnose, xylose, and arabinose. The phenolic moiety may be selected from the group consisting of caffeic, cinnamic, coumaric, ferulic, gallic, hydroxybenzoic and sinapic acids. Procyanidin derivatives may include esters such as the gallate esters; compounds derivatized with a saccharide moiety such as mono- or di-saccharide moiety (e.g. β -D-glucose), glucuronidated and methylated derivatives, and oxidation products. In some embodiments, ester derivatives are other than esters with gallic acid. Oxidation products may be prepared as disclosed in U.S. Pat. No. 5,554,645, the relevant portions of which are incorporated herein by reference. Esters, for example esters with gallic acid, may be prepared using known esterification reactions, and for example as described in US Pat. No. 6,420,572, the disclosure of which is hereby incorporated herein by reference. Methylated derivatives, such as 3'O-methyl-, 4'O-methyl-, and 3'O, 4'O-dimethyl- derivatives may be prepared, for example, as described in Cren-Olive *et al.*, 2002, *J. Chem. Soc. Perkin Trans. 1*, 821-830, and Donovan *et al.*, *Journal of Chromatography B*, 726 (1999) 277-283, the disclosures of which are hereby incorporated herein by reference. Glucuronidated products may be prepared as described in Yu *et al.*, "A novel and effective procedure for the preparation of glucuronides," *Organic Letters*, 2(16) (2000) 2539-41, and as in Spencer *et al.*, "Contrasting influences of glucuronidation and O-methylation of epicatechin on hydrogen peroxide-induced cell death in neurons and fibroblasts," *Free Radical*

Biology and Medicine 31(9) (2001) 1139-46, hereby incorporated herein by reference. It should be noted that this disclosure applies to all formulas recited herein.

(0017) In another embodiment, the invention relates to a compound, and the composition comprising an effective amount the compound having the formula A, or a pharmaceutically acceptable salt or derivative thereof (including oxidation products, methylated derivatives and glucuronidated derivatives):



wherein

n is an integer from 2 to 18;

R and X each have either α or β stereochemistry;

R is OH;

the substituents of C-4, C-6 and C-8 are X, Z and Y, respectively, and bonding of monomeric units occurs at C-4, C-6 and C-8; and

when any C-4, C-6 or C-8 is not bonded to another monomeric unit, X, Y and Z are hydrogen.

(0018) Examples of the compounds useful for the products and in the methods of the invention include the compounds of the formula A described herein wherein the integer n is 3 to 18; 2 to 12; 3 to 12; 2 to 5; 4 to 12; 5 to 12; 4 to 10; or 5 to 10. In some embodiments, the integer n is 2 to 4, for example 2 or 3. This disclosure applies to any compound of formula A herein.

Methods of Use

(0019) The invention relates to methods of (i) reducing UV-induced skin erythema and/or photoaging or (ii) improving skin quality, in a subject in need thereof.

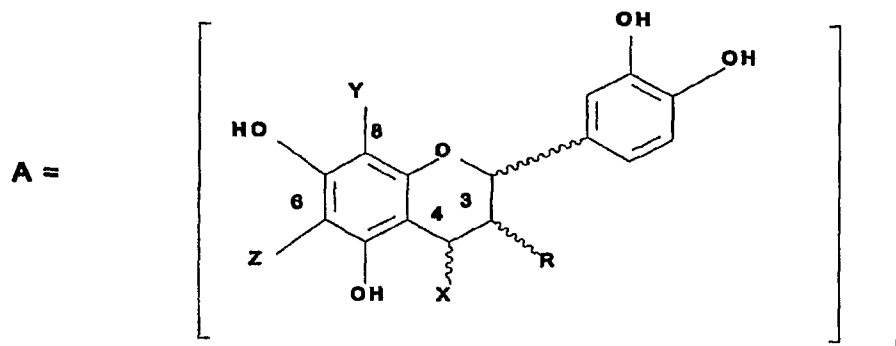
(0020) As used herein, "reducing UV-induced skin erythema" means decreasing the onset and/or intensity of UV-induced erythema or sunburn and/or protecting or shielding the skin from the effects of UV exposure (e.g. reduction of skin reddening; reduction of UV-exposure associated pain/discomfort). "Sunburn" refers to the effects of any source of UV light, natural (sun) and artificial. A person of skill in the art will select the known methods of measuring the effects of UV exposure, for example, as described in the Example.

(0021) As used herein, "improving skin quality" means achieving a measurable improvement of skin quality. The term "skin quality" refers to skin properties such as skin hydration (e.g. improvement of dryness), or skin texture (e.g. skin thickness, roughness, scaliness). For example, with respect to skin texture, the invention includes methods of reducing skin roughness, improving scaliness, and/or improving skin thickness in a subject in need thereof. A person of skill in the art will select the known methods of measuring the improvement of skin quality (e.g. methods described in the Examples).

(0022) In certain embodiments, the present invention provides (i) a method of reducing UV-induced erythema and/or photoaging, or (ii) a method of improving skin quality, each comprising orally administering to a mammal (e.g. human) or a veterinary animal in need thereof an effective amount of a flavanol such as epicatechin or catechin (e.g. (-)-epicatechin or (+)-catechin), or a pharmaceutically acceptable salt or derivative thereof (including oxidation products, methylated derivatives and glucuronidated derivatives, wherein the flavanol derivative is not a gallated derivative).

(0023) The term "veterinary animal" refers to any animal cared for, or attended to by, a veterinarian, and includes companion (pet) animals and livestock animals, for example a cat, a dog and a horse.

(0024) In certain embodiments, the invention provides (i) a method of reducing UV-induced erythema and/or photoaging, or (ii) a method of improving skin quality, comprising orally administering to a mammal (e.g. human) or a veterinary animal in need thereof, a composition comprising an effective amount of a compound having the following formula A, or a pharmaceutically acceptable salt or derivative thereof (including oxidation products, methylated derivatives and glucuronidated derivatives):



wherein

n is an integer from 2 to 18;

R and X each have either α or β stereochemistry;

R is OH or O-sugar;

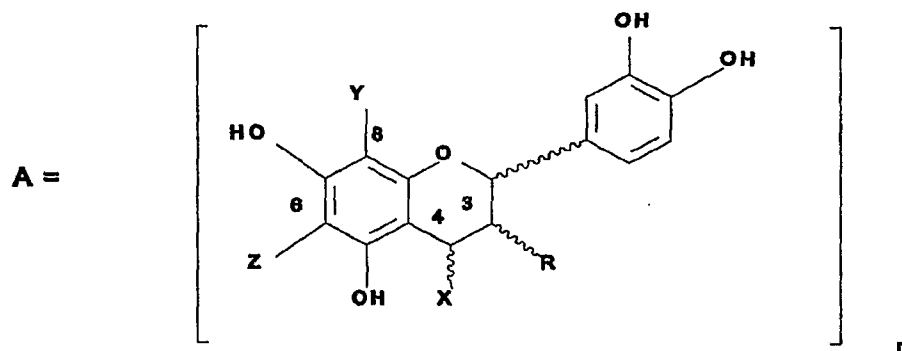
the substituents of C-4, C-6 and C-8 are X, Z and Y, respectively, and bonding of monomeric units occurs at C-4, C-6 or C-8;

when any C-4, C-6 or C-8 is not bonded to another monomeric unit, X, Y and Z independently are hydrogen or a sugar; and

the sugar is optionally substituted with a phenolic moiety at any position; for instance, via an ester bond.

(0025) For example, the above method may involve use of a compound A, or a pharmaceutically acceptable salt or derivative thereof (including oxidation products, methylated derivatives and glucuronidated derivatives), wherein R is OH, and when any C-4, C-6 or C-8 is not bonded to another monomeric unit, X, Y and Z are hydrogen. Examples of suitable sugars are as described above. Examples of phenolic moieties are as described above. Examples of derivatives are as described above.

(0026) In certain embodiments, the invention provides (i) a method of reducing UV-induced erythema and/or photoaging, or (ii) a method of improving skin quality, comprising orally administering to a mammal (e.g. human) or a veterinary animal in need thereof, a composition comprising an effective amount of a compound having the formula A, or a pharmaceutically acceptable salt or derivative thereof (including oxidation products, methylated derivatives and glucuronidated derivatives):



wherein

n is an integer from 2 to 18;

R and X each have either α or β stereochemistry;

R is OH;

the substituents of C-4, C-6 and C-8 are X, Z and Y, respectively, and bonding of monomeric units occurs at C-4, C-6 and C-8; and

when any C-4, C-6 or C-8 is not bonded to another monomeric unit, X, Y and Z are hydrogen.

(0027) Examples of the compounds useful for the products and in the methods of the invention include the compounds described herein wherein the integer n is 3 to 18; 2 to 12; 3 to 12; 2 to 5; 4 to 12; 5 to 12; 4 to 10; or 5 to 10. In some embodiments, the integer n is 2 to 4, for example 2 or 3. This disclosure applies to any compound of formula An herein.

(0028) Examples of subjects in need of reduction of UV-induced skin erythema and/or photoaging will be apparent to those of skill in the art, for example, the subjects that are exposed to, or seeking exposure to, sunlight or to other sources of UV radiation.

(0029) Examples of subjects in need of improvement of skin quality will be apparent to those of skill in the art, for example, the subjects that experience deterioration of skin properties which for example may lead to dryness, loss of thickness, density, and overall appearance. Such subjects may experience changes in skin quality due to exogenous/extrinsic (e.g. environmental conditions) and/or endogenous/intrinsic (e.g. genetic predisposition, immune status, hormonal status and

stress) factors. Subjects exposed to, or about to be exposed to, environmental factors such as extremes of temperature, wind, or indoor conditions such as heating or air-conditioning benefit from the present invention.

(0030) The present compounds may be administered orally in the form of a cocoa component, for example cocoa nibs or fragments thereof, chocolate liquor, partially and fully-defatted cocoa solids (e.g. cocoa powder), cocoa extract or fraction thereof, or may be added independently of cocoa components. The cocoa component may be prepared such that the content of cocoa polyphenols (CP) is preserved.

(0031) In some embodiments, the present compounds may be administered in combination with other skin-protective agents and/or to enhance responsiveness to other skin-protective agents. Examples of skin-protective agents include vitamins, amino acids, minerals, micronutrients, botanical extracts or their derivatives, and herbs. These additional skin-protective agents may be administered either topically or orally.

(0032) Thus, the following uses are within the scope of the invention. Use of a flavanol, or a pharmaceutically acceptable salt or derivative thereof (including oxidation products, methylated derivatives and glucuronidated derivatives, wherein the derivative is not a gallated derivative), as defined above, in the manufacture of a medicament, food, nutraceutical or dietary supplement for reducing UV-induced skin erythema and/or photoaging; or for improving skin quality. Use of a compound of formula A_n , or a pharmaceutically acceptable salt or derivative thereof (including oxidation products, methylated derivatives and glucuronidated derivatives), as defined herein, in the manufacture of a medicament, food, nutraceutical or dietary supplement for use in reducing UV-induced skin erythema and/or photoaging; or for improving skin quality.

(0033) The effective amount may be determined by a person of skill in the art using the guidance provided herein and general knowledge in the art. For example, the effective amount may be such as to achieve a physiologically relevant concentration in the body of a mammal. Such a physiologically relevant concentration may be at least 20 nanomolar (nM), preferably at least about 100 nM, and more preferably at least about 500 nM. In one embodiment, at least about one micromole in the blood of the mammal, such as a human, is achieved. The compounds defined herein, may be administered at from about 35 mg/day, 40 mg/day or 50 mg/day (e.g. to about 1000 mg/day), or from about 75 mg/day (e.g. to about 1000 mg/day), or from about 100-150 mg/day (e.g. to about 900 mg/day), or from about 300 mg/day (e.g. to about 500 mg/day). However, amounts higher than exemplified above may be used since the

upper end of the amount range is not a limiting factor. The amounts may be measured as described in Adamson, G.E. et al., *J. Ag. Food Chem.*; 1999; 47 (10) 4184-4188.

(0034) The administration may be continued as a regimen, *i.e.*, for an effective period of time, e.g., daily, monthly, bimonthly, biannually, annually, or in some other regimen, as determined by the skilled medical practitioner for such time as is necessary. The administration may be continued for at least a period of time required to reduce UV-induced erythema or for improvement of skin quality. The composition may be administered daily, preferably two or three times a day, for example, morning and evening to maintain the levels of the effective compounds in the body of the mammal. To obtain the most beneficial results, the composition may be administered for at least 7 days, or at least 14 days, or at least 30 days, or at least 45 days, or at least 60 days, or at least 90 days. These regimens may be repeated periodically as needed.

Compositions and Formulations

(0035) The compounds of the invention may be administered as a food (including pet food), a food additive, or a dietary supplement, or a pharmaceutical.

(0036) As used herein, "food" is a material containing protein, carbohydrate and/or fat, which is used in the body of an organism to sustain growth, repair and vital processes and to furnish energy. Foods may also contain supplementary substances, for example, minerals, vitamins and condiments. See Merriam-Webster's Collegiate Dictionary, 10th Edition, 1993. The term food includes a beverage adapted for human or animal consumption. As used herein a "food additive" is as defined by the FDA in 21 C.F.R. 170.3(e)(1) and includes direct and indirect additives. As used herein, a "dietary supplement" is a product (other than tobacco) that is intended to supplement the diet that bears or contains the one or more of the following dietary ingredients: a vitamin, a mineral, an herb or other botanical, an amino acid, a dietary substance for use by man to supplement the diet by increasing the total daily intake, or a concentrate, metabolite, constituent, extract or combination of these ingredients. As used herein, a "pharmaceutical" is a medicinal drug. See Merriam-Webster's Collegiate Dictionary, 10th Edition, 1993. A pharmaceutical may also be referred to as a medicament. The above compositions may be prepared as is known in the art.

(0037) The compositions may contain a carrier, a diluent, or an excipient. Depending on the intended use, the carrier, diluent, or excipient may be chosen to be suitable for human or veterinary use, food, additive, dietary supplement or

pharmaceutical use. The composition may optionally contain an additional skin-protective agent. Also depending on use, a person of skill in the art may select the degree of purity of the compound of the invention. For example, when used to prepare pharmaceutical dosage forms, the compound should be as pure as commercially possible, while when preparing food, additive, or supplement, less pure or mixtures of compounds (e.g. plant extracts) may be used.

(0038) The compound of the invention may be “isolated and purified,” *i.e.*, it may be separated from compounds with which it naturally occurs (e.g. when the compound is of natural origin), or it may be synthetically prepared, in either case such that the level of contaminating compounds and/or impurities does not significantly contribute to, or detract from, the effectiveness of the compound. For example, an “isolated and purified B2 dimer” is separated from B5 dimer, with which it may occur in nature (e.g. in cocoa bean), to the extent achievable by the available commercially viable purification and separation techniques. Such compounds are particularly suitable for pharmaceutical applications.

(0039) The compound may also be less pure, *i.e.*, “substantially pure,” *i.e.*, it may possess the highest degree of homogeneity achievable by available purification, separation and/or synthesis technology but need not be separated from the like compounds. As used herein, “the like compounds” are the compounds having the same degree of polymerization. For example, a “substantially pure dimer” refers to a mixture of dimers (e.g. B2 and B5, as it would occur in a cocoa extract fraction). While less suitable for pharmaceutical applications, such “substantially pure” compounds may be utilized for food, food additive and dietary supplement applications.

(0040) In some embodiments, the compound of the invention is at least 80% pure, at least 85% pure, at least 90% pure, at least 95% pure, at least 98% pure, or at least 99% pure. Such compounds are particularly suitable for pharmaceutical applications.

(0041) Pharmaceuticals containing the inventive compounds, optionally in combination with another skin-protective agent are administered orally. As used herein, “oral administration” includes administration by the mouth and includes sublingual and buccal administrations. A person of skill in the art will be able to determine a suitable mode of administration to maximize the delivery of the compounds of the invention. Thus, dosage forms adapted for each type of administration by mouth are within the scope of the invention and include solid, liquid

and semi-solid dosage forms, such as tablets, capsules, gelatin capsules (gelcaps), bulk or unit dose powders or granules, emulsions, suspensions, pastes, or jellies. Sustained-release dosage forms are also within the scope of the invention. Suitable pharmaceutically acceptable carriers, diluents, or excipients are generally known in the art and can be determined readily by a person skilled in the art. The tablet, for example, may comprise an effective amount of the compound of the invention and optionally a carrier, such as sorbitol, lactose, cellulose, or dicalcium phosphate.

(0042) The foods comprising the compounds described herein and optionally another skin-protective agent may be adapted for human or veterinary use, and include pet foods. The food may be other than a confectionery, for example, a beverage (e.g. cocoa flavored beverage). A confectionery such as a standard of identity (SOI) and non-SOI chocolate, such as milk, sweet and semi-sweet chocolate including dark chocolate, low fat chocolate and a candy which may be a chocolate covered candy are also within the scope of the invention. Other examples include a baked product (e.g. brownie, baked snack, cookie, biscuit) a condiment, a granola bar, a toffee chew, a meal replacement bar, a spread, a syrup, a powder beverage mix, a cocoa or a chocolate flavored beverage, a pudding, a rice cake, a rice mix, a savory sauce and the like. If desired, the foods may be chocolate or cocoa flavored. Food products may be chocolates and candy bars, such as granola bars, containing nuts, for example, peanuts, walnuts, almonds, and hazelnuts. The food is designed to deliver an effective amount of the compounds described herein.

(0043) The compounds for use in the present invention may be of natural origin, for example, derived from a cocoa bean or another natural source known to a person of skill in the art, or prepared synthetically. A person of skill in the art may select natural or synthetic polyphenol based on the use and/or availability or cost.

(0044) The compounds may be included in the composition in the form of a cocoa component. For example, the compound(s) may be included in the composition in the form of a cocoa ingredient, for example, chocolate liquor included in chocolate, or may be added independently of cocoa ingredients, for example, as an extract, extract fraction, isolated and purified individual compound, pooled extract fractions or a synthetically prepared compound. The term "cocoa ingredient" refers to a cocoa solids-containing material derived from shell-free cocoa nibs such as chocolate liquor and partially or fully-defatted cocoa solids (e.g. cake or powder). The extraction and purification may be conducted as described in U.S. Pat. Nos. 5,554,645 and 6,670,390

to Romanczyk *et al.*, and U. S. Pat. No. 6,627,232 to Hammerstone *et al.*, each of which is hereby incorporated herein by reference.

(0045) Cocoa flavanols and/or procyanidins may be provided in the composition of the invention by cocoa ingredients containing these compounds or by including chocolate, which may be milk, sweet and semi-sweet, and is preferably dark chocolate, and low fat chocolate. The cocoa ingredients may be prepared using traditional cocoa processing procedures but is preferably prepared using the method described in U.S. Pat. No. 6,015,913 to Kealey *et al.* Alternatively, to enhance the level of cocoa polyphenols, chocolate liquor and cocoa solids prepared from cocoa beans having a fermentation factor of 275 or less may be used. These ingredients have cocoa polyphenol content that is higher than can be obtained using traditional cocoa processing methods (e.g. with roasting) and fully fermented beans. The chocolate may be prepared using conventional techniques from the ingredients described above or using an improved process for preserving cocoa polyphenols during chocolate manufacturing as described in the International Appl. No. PCT/US99/05414 published as WO99/45788 and in its U. S. counterpart, U. S. Pat. No. 6,194,020, the relevant portions of which are hereby incorporated herein by reference. A chocolate prepared by at least one of the following non-traditional processes is referred to herein as a "chocolate having a conserved amount of cocoa polyphenols": (i) preparing cocoa ingredients from underfermented or unfermented cocoa beans; (ii) preserving cocoa polyphenol during cocoa ingredient manufacturing process; and (iii) preserving cocoa polyphenol during chocolate manufacturing process. Such non-traditional processes may be used to prepare other cocoa component-containing products (foods e.g. beverages, dietary supplements) designed to contain enhanced levels of flavanols and/or procyanidins.

(0046) Synthetic procyanidins may also be used and are prepared by methods known in the art and as described, for example in, U. S. Pat. Nos. 6,420,572; 6,156,912; and 6,864,377, the relevant portions of each of which are hereby incorporated herein by reference.

(0047) A daily effective amount of the compound of the invention may be provided in a single serving in case of a food or a single dosage in case of a pharmaceutical or a dietary supplement. For example, a confectionery (e.g. chocolate) may contain at least about 100 mg/serving (e.g. 150-200, 200-400 mg/serving).

(0048) The dietary supplement containing the compounds of the invention, and optionally another skin-protective agent, may be prepared using methods known in the art and may comprise, for example, nutrient such as dicalcium phosphate, magnesium stearate, calcium nitrate, vitamins, and minerals.

(0049) Further within the scope of the invention is an article of manufacture such as a packaged product comprising the composition of the invention (e.g. a food, a dietary supplement, a pharmaceutical) and a label indicating the presence of, or an enhanced content of the inventive compounds or directing use of the composition to reduce UV-induced skin erythema and/or photoaging, or for improving skin quality. The packaged product may contain the composition and the instructions for use to reduce UV-induced skin erythema and/or photoaging, or for improving skin quality. The label and/or instructions for use may refer to any of the methods of use described in this application.

(0050) The invention also relates to a method of manufacturing an article of manufacture comprising any of the compositions described herein, packaging the composition to obtain an article of manufacture and instructing, directing or promoting the use of the composition/article of manufacture for any of the uses described herein. Such instructing, directing or promoting includes advertising.

(0051) The invention is further described in the following non-limiting examples.

EXAMPLES

Example 1: Effect of oral administration of high flavanol cocoa on skin

Materials and Methods

(0052) Study design. A total of 24 volunteers between 18 and 65 years old with healthy, normal skin of type II according to Fitzpatrick and Pathak (Pathak, M. A., *J. Am. Acad. Dermatol.*, 1982, 7:285-312) were included in the study. Exclusion criteria were: pregnancy and breast-feeding, smoking, intake of medication that might influence the outcome of the study, sunbathing or the use of sun-beds, intake of vitamin supplements and of diets comprising a change of normal eating habits. Volunteers were randomly assigned to either the high flavanol group (HF) or the low flavanol group (LF) each consisting of 12 volunteers.

(0053) The HF group ingested a cocoa powder providing 326 mg of cocoa polyphenols per day over a period of 12 wk. The LF group ingested a matched cocoa powder providing 27 mg of polyphenols per day over the same period of time. The powder was dissolved in 100 ml of hot water and was ingested in the morning with a meal. Further details on the composition of the cocoa powder are given in Table 1.

(0054) **Table 1:** Composition of the cocoa powder per serving dissolved in 100 mL water

Parameter (per unit)	high flavanol product (HF)	low flavanol product (LF)
Calories	53 kcal	57 kcal
Fat (total)	1.0 g	1.0 g
Saturated fatty acids	-	-
Cholesterol	-	-
Sodium	60 mg	140 mg
Carbohydrates (total)	9.0 g	9.0 g
Fiber	4.0 g	4.0 g
Sugars	5.0 g	5.0 g
Protein	5.0 g	5.0 g
Caffeine	10.6 mg	12.3 mg
Theobromine	195 mg	190 mg
Cocoa polyphenols	326 mg	27 mg
(+)-Catechin	12.7 mg	1.2 mg
(-)-Epicatechin	45.2 mg	3.9 mg

(0055) On day 0, wk 6, and wk 12 the following parameters related to photoprotection and skin health were determined: sensitivity towards UV-irradiation, cutaneous blood flow, skin structure and texture, skin hydration and transepidermal water loss.

(0056) Sensitivity towards UV-irradiation. The MED (minimal erythema dose) was determined for each subject prior to the start of the study. Irradiation to induce erythema (1.25-fold the MED) was applied to dorsal skin (back, scapular region) using a blue-light solar simulator (Sol 3, Hönle, Munich, Germany). At each time point (wk 0, 6, 12) skin color was measured before and 24 h after irradiation. Skin color was evaluated by chromametry (Minolta CR 300, Ahrensburg, Germany) using the three-dimensional color system (L, a, b -values) (REF). L-values are a parameter for lightness of skin and b-values (blue/yellow axis) are indicative for pigmentation. a-Values

(red/green-axis) are a measure for erythema and are used to quantify skin responses to UV irradiation. Decreasing a-values indicate a photoprotective effect.

(0057) Cutaneous blood flow, amount and oxygen saturation of hemoglobin. For measurement of peripheral blood flow and oxygen saturation of hemoglobin the O₂C-system (Lea Instruments, Giessen, Germany) was applied. The measurements of blood flow and velocity are based on the Doppler effect; the frequency of light is shifted by a moving erythrocyte depending on its velocity. Hemoglobin amount and oxygen saturation were determined spectroscopically. All parameters were measured in different skin layers (1 mm, 7-8 mm).

(0058) Skin structure and texture. High-frequency Ultrasound B-Scan (Frequency of 20 MHz -Derma Scan C, Vers. 3 Hersteller Ort etc) with 2-D-configuration (Cortex Technology, Denmark) was applied to analyze tissue structures and obtain information on skin density (Pixel) and thickness (mm) (Altmeyer P, el Gammal S, Hoffmann K (eds), *Ultrasound in Dermatology*, 1992, Springer Verlag, Berlin, Heidelberg). Skin surface profiles were evaluated with the SELS (Surface Evaluation of Living Skin) method (Visioscan, Courage & Khazaka Electronics, Cologne, Germany) in a 15x17 mm area. Four different parameters were applied to characterize the skin surface: roughness, scaling, smoothness, wrinkles.

(0059) Skin hydration and transepidermal water loss. Skin hydration (au) was determined by corneometry (Corneometer CM 825, Courage & Khazaka Electronics, Cologne, Germany); transepidermal waterloss (TEWL, g/hxm²) was measured using a TEWA-Meter TM 300 (Courage & Khazaka Electronics, Cologne, Germany) (Heinrich *et al.*, *Intern. J. Cosmet. Sci.*, 2003, 25:45-53;Rodrigues *et al*, *Skin Res. Technol.*, 2004, 10:257-262). Statistics. For all parameters descriptive statistics (mean, standard deviation, minimum, lower quartile, median, upper quartile and maximum) were calculated for all time points (week 0, week 6, week 12). For all parameters pre-post differences for each combination of two time points were calculated. Within the two treatment groups each combination of two time points was compared using the Wilcoxon signed-rank test.

(0060) The pre-post differences of the two treatment groups were compared using the Wilcoxon rank-sum test.

Results

(0061) The cocoa powders used in the high and low flavanol group were comparable with respect to their constituents except for the polyphenol content (see Table 1 above). In the HF group, a daily dose of 326 mg total polyphenols was ingested whereas only 27 mg of total polyphenols were provided with the cocoa powder in the LF group. The daily doses of (-)-epicatechin and (+)-catechin were 45.2 mg and 12.7 mg, respectively, in the HF group and 3.9 mg and 1.2 mg in the LF group.

(0062) Photoprotection. Protection of cocoa flavanols against UV-induced skin responses (erythema) was measured as a decrease in reddening following exposure of selected skin areas towards 1.25 MED. Reddening after UV exposure was determined by chromametry. Chromametry a-values 24 h after irradiation and the difference between chromametry a-values after and before irradiation (Δ -a value) were taken as a measure for UV-response of the skin (Table 2). In the high flavanol group the Δ -a values determined 24 h after irradiation are approximately 50% and 70% lower after 6 and 12 wk, respectively, of treatment than at the beginning of the study, statistically significant according to the Wilcoxon signed rank test. No significant changes in the 24h a-values and Δ -a values were observed in the low flavanol group during 12 wk treatment. Thus, consumption of a cocoa powder rich in flavanols provides photoprotection, but cocoa powder low in flavanols does not.

(0063) **Table 2:** Chromametric a-values of skin at day 0, and at wk 6 and wk 12 of the study; decreasing a-values 24 h after irradiation and Δ a-values indicate a photoprotective effect.

a-value	Time (wk)		
	0	6	12
<i>high flavanol group (n=12)</i>			
before irradiation	7.7 \pm 2.2	8.2 \pm 2.0	7.9 \pm 1.9
24h after irradiation	12.5 \pm 1.8	10.5 \pm 2.1*	9.4 \pm 1.8*
Δ -a value	4.8	2.3*	1.5*
<i>low flavanol group (n=12)</i>			
before irradiation	7.4 \pm 1.9	8.0 \pm 1.6	7.4 \pm 2.2
24h after irradiation	11.1 \pm 2.7	11.2 \pm 2.8	11.9 \pm 2.8
Δ -a value	3.7	3.2	4.5

*significantly different from wk 0; p < 0.05

(0064) Cutaneous blood flow. Following supplementation with the HF cocoa powder, an increase in blood flow was observed in cutaneous (1 mm) and subcutaneous (7- 8 mm) tissues (Table 3). In comparison to the starting value, peripheral blood flow was significantly increased about 2-fold (1 mm) and 1.4-fold (7-8 mm) after 12 wk of treatment. No change in blood flow was found in the LF group. The difference between groups was statistically significant comparing the 6 wk and 12 wk values in favor of the HF group. Since blood flow velocity was not affected in both groups it is suggested that the effect is due to a vasodilation of peripheral vessels. There were no significant changes in hemoglobin content.

(0065) **Table 3:** Peripheral blood flow in skin (1 and 7-8 mm layer).

	Time (wk)		
	0	6	12
	<i>high flavanol group (n=12)</i>		
Relative blood flow (au) 1mm	16 ± 7	24 ± 12*	32 ± 16*
Blood flow velocity (au) 1mm	21 ± 13	20 ± 13	22 ± 9
Relative blood flow (au) 7-8 mm	133 ± 57	155 ± 61*	183 ± 66*
Blood flow velocity (au) 7-8 mm	35 ± 17	34 ± 16	43 ± 17
	<i>low flavanol group(n=12)</i>		
Relative blood flow (au) 1mm	17 ± 9	17 ± 6	16 ± 6
Blood flow velocity (au) 1mm	17 ± 7	15 ± 4	14 ± 5
Relative blood flow (au) 7-8 mm	144 ± 45	134 ± 50	131 ± 47
Blood flow velocity (au) 7-8 mm	30 ± 9	27 ± 11	27 ± 9

*significantly different from wk 0; p < 0.05; au = arbitrary units

(0066) Skin structure and texture. Upon supplementation with HF cocoa powder, a moderate but statistically significant increase in density and thickness of the skin was observed (Table 4). For both parameters, no change was found in the LF group. Using the SELS method, a statistically significant decrease in skin roughness was measured in the HF group, whereas no change was found in the LF group. However, scaling was decreased in both groups during intervention. No changes in the SELS parameters smoothness and wrinkles was observed in any intervention group. Skin hydration was significantly increased during the supplementation with HF cocoa, whereas it was not affected in the LF group (Table 4). Transepidermal water loss was significantly decreased in the HF group comparing the starting values with those

measured in wk 6 and 12; no difference was found in the LF cocoa powder treatment group.

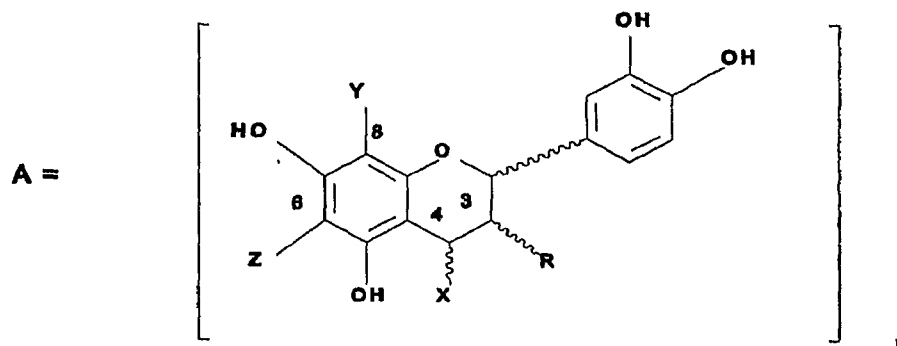
(0067) **Table 4:** Skin structure and hydration parameters.

	Time (wk)		
	0	6	12
<i>high flavanol group (n=12)</i>			
Density (pixel)	10.2 ± 1.7	11.3 ± 2.1*	11.9 ± 1.6*
Thickness (mm)	1.11 ± 0.11	1.20 ± 0.14*	1.24 ± 0.13*
Roughness (au)	0.27 ± 0.20	0.20 ± 0.17	0.19 ± 0.18*
Scaling (au)	0.14 ± 0.09	0.10 ± 0.07	0.08 ± 0.06*
Smoothness (au)	20.3 ± 1.9	20.9 ± 1.9	21.2 ± 2.5
Wrinkles (au)	42.2 ± 5.1	41.8 ± 4.1	41.8 ± 4.1
Hydration (au)	39 ± 4	40 ± 6	44 ± 8*
Transepidermal water loss (g h ⁻¹ m ⁻²)	8.7 ± 3.7	7.8 ± 3.5	6.3 ± 2.2*
<i>low flavanol group (n=12)</i>			
Density (pixel)	12.5 ± 1.2	12.3 ± 1.4	12.4 ± 1.2
Thickness (mm)	1.05 ± 0.10	1.05 ± 0.10	1.04 ± 0.11
Roughness (au)	0.13 ± 0.20	0.17 ± 0.17	0.15 ± 0.13
Scaling (au)	0.18 ± 0.22	0.11 ± 0.08	0.13 ± 0.11
Smoothness (au)	19.6 ± 3.1	20.7 ± 2.1	20.5 ± 1.9
Wrinkles (au)	44.4 ± 5.4	44.0 ± 5.1	43.7 ± 4.4
Hydration (au)	38 ± 5	36 ± 4	36 ± 6
Transepidermal water loss (g h ⁻¹ m ⁻²)	7.2 ± 4.2	7.4 ± 3.2	6.9 ± 2.0

*significantly different from wk 0; p < 0.05; au = arbitrary units

What is claimed is:

1. A method of reducing UV-induced skin erythema and/or photoaging in a subject in need thereof comprising orally administering to the subject a composition comprising an effective amount of a cocoa component.
2. The method of claim 1, wherein the subject is a veterinary animal.
3. The method of claim 1, wherein the subject is a human.
4. The method of claim 1, wherein the composition is a food.
5. The method of claim 4, wherein the cocoa component is a cocoa powder.
6. The method of claim 4, wherein the cocoa component is a cocoa extract.
7. The method of claim 4, wherein the cocoa component is chocolate liquor.
8. The method of claim 4, wherein the food is a pet food.
9. The method of claim 4, wherein the food is a beverage.
10. The method of claim 1, wherein the composition is a dietary supplement.
11. The method of claim 10, wherein the cocoa component is a cocoa powder.
12. The method of claim 10, wherein the cocoa component is a cocoa extract.
13. A method of reducing UV-induced skin erythema and/or photoaging in a subject in need thereof comprising orally administering to the subject a composition comprising an effective amount of a compound selected from the group consisting of epicatechin, catechin and derivatives thereof, wherein the derivative is not a gallated derivative.
14. The method of claim 13, wherein the subject is a human.
15. The method of claim 13, wherein the subject is a veterinary animal.
16. The method of claim 13, wherein the derivative is a methylated derivative.
17. The method of claim 13, wherein the compound is (-)-epicatechin.
18. The method of claim 13, wherein the composition is a pharmaceutical composition.
19. The method of claim 18, wherein the compound is (-)-epicatechin.
20. A method of reducing UV-induced skin erythema and/or photoaging in a subject in need thereof comprising orally administering to the subject a composition comprising an effective amount of a compound having the formula A, or a pharmaceutically acceptable salt or derivative thereof (including oxidation products, methylated derivatives and glucuronidated derivatives):



wherein

n is an integer from 2 to 18;

R and X each have either α or β stereochemistry;

R is OH or O-sugar;

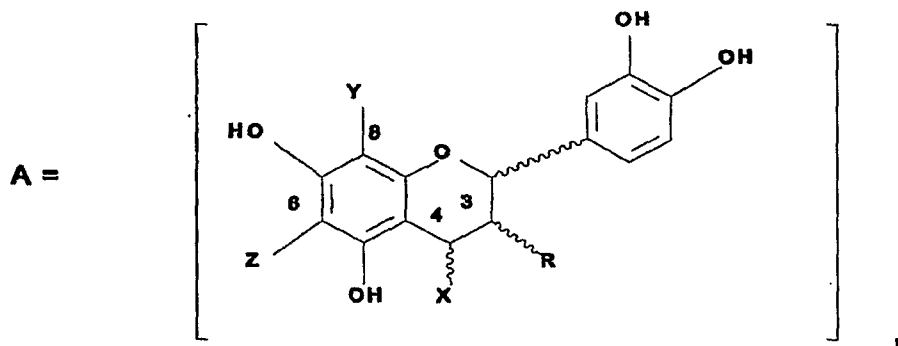
the substituents of C-4, C-6 and C-8 are X, Z and Y, respectively, and bonding of monomeric units occurs at C-4, C-6 or C-8;

when any C-4, C-6 or C-8 is not bonded to another monomeric unit, X, Y and Z independently are hydrogen or a sugar; and

the sugar is optionally substituted with a phenolic moiety at any position, for instance, via an ester bond.

21. The method of claim 20, wherein the subject is a human.
22. The method of claim 20, wherein the subject is a veterinary animal.
23. The method of claim 20, wherein the derivative is a methylated derivative.
24. The method of claim 20, wherein the compound is a procyanidin dimer.
25. The method of claim 20, wherein the composition is a pharmaceutical composition.
26. The method of claim 25, wherein the compound is procyanidin dimer.
27. A method of improving skin quality in a subject in need thereof comprising orally administering to the subject a composition comprising an effective amount of a cocoa component.
28. The method of claim 27, wherein the subject is a veterinary animal.

29. The method of claim 27, wherein the subject is a human.
30. The method of claim 27, wherein the composition is a food.
31. The method of claim 30, wherein the cocoa component is a cocoa powder.
32. The method of claim 30, wherein the cocoa component is a cocoa extract.
33. The method of claim 30, wherein the cocoa component is chocolate liquor.
34. The method of claim 30, wherein the food is a pet food.
35. The method of claim 30, wherein the food is a beverage.
36. The method of claim 27, wherein the composition is a dietary supplement.
37. The method of claim 36, wherein the cocoa component is a cocoa powder.
38. The method of claim 36, wherein the cocoa component is a cocoa extract.
39. A method of improving skin quality in a subject in need thereof comprising orally administering to the subject a composition comprising an effective amount of a compound selected from the group consisting of epicatechin, catechin and derivatives thereof, wherein the derivative is not a gallated derivative.
40. The method of claim 39, wherein the subject is a human.
41. The method of claim 39, wherein the subject is a veterinary animal.
42. The method of claim 39, wherein the derivative is a methylated derivative.
43. The method of claim 39, wherein the compound is (-)-epicatechin.
44. The method of claim 39, wherein the composition is a pharmaceutical composition.
45. The method of claim 44, wherein the compound is (-)-epicatechin.
46. A method of improving skin quality in a subject in need thereof comprising orally administering to the subject a composition comprising an effective amount of a compound having the formula A, or a pharmaceutically acceptable salt or derivative thereof (including oxidation products, methylated derivatives and glucuronidated derivatives):



wherein

n is an integer from 2 to 18;

R and X each have either α or β stereochemistry;

R is OH or O-sugar;

the substituents of C-4, C-6 and C-8 are X, Z and Y, respectively, and bonding of monomeric units occurs at C-4, C-6 or C-8;

when any C-4, C-6 or C-8 is not bonded to another monomeric unit, X, Y and Z independently are hydrogen or a sugar; and

the sugar is optionally substituted with a phenolic moiety at any position, for instance, via an ester bond.

47. The method of claim 46, wherein the subject is a human.

48. The method of claim 46, wherein the subject is a veterinary animal.

49. The method of claim 46, wherein the derivative is a methylated derivative.

50. The method of claim 46, wherein the compound is a procyanidin dimer.

51. The method of claim 46, wherein the composition is a pharmaceutical composition.

52. The method of claim 51, wherein the compound is a procyanidin dimer.