



US00D630706S

(12) **United States Design Patent**
Giggs et al.

(10) **Patent No.:** **US D630,706 S**

(45) **Date of Patent:** **** Jan. 11, 2011**

(54) **SHOWERHEAD**

D567,905 S * 4/2008 Huang D23/229
D613,370 S * 4/2010 Allard et al. D23/213

(75) Inventors: **Julian Giggs**, Hillsdale, MI (US);
Michael Miller, Portage, MI (US)

* cited by examiner

(73) Assignee: **Alsons Corporation**, Hillsdale, MI (US)

Primary Examiner—Robin V Webster

(**) Term: **14 Years**

(74) *Attorney, Agent, or Firm*—Edgar A. Zarins; Nirav D. Parikh

(21) Appl. No.: **29/360,251**

(57) **CLAIM**

(22) Filed: **Apr. 22, 2010**

The ornamental design for a showerhead, as shown and described.

(51) **LOC (9) Cl.** **23-01**

DESCRIPTION

(52) **U.S. Cl.** **D23/213; D23/229**

FIG. 1 is a perspective view of a showerhead showing our new design;

(58) **Field of Classification Search** D23/213,

FIG. 2 is a front elevational view thereof;

D23/223, 229, 230; 239/462, 394, 282–283;

FIG. 3 is a rear view thereof;

4/615

See application file for complete search history.

FIG. 4 is a right side view thereof, the opposite side being a mirror image of the side shown;

FIG. 5 is a top plan view thereof; and,

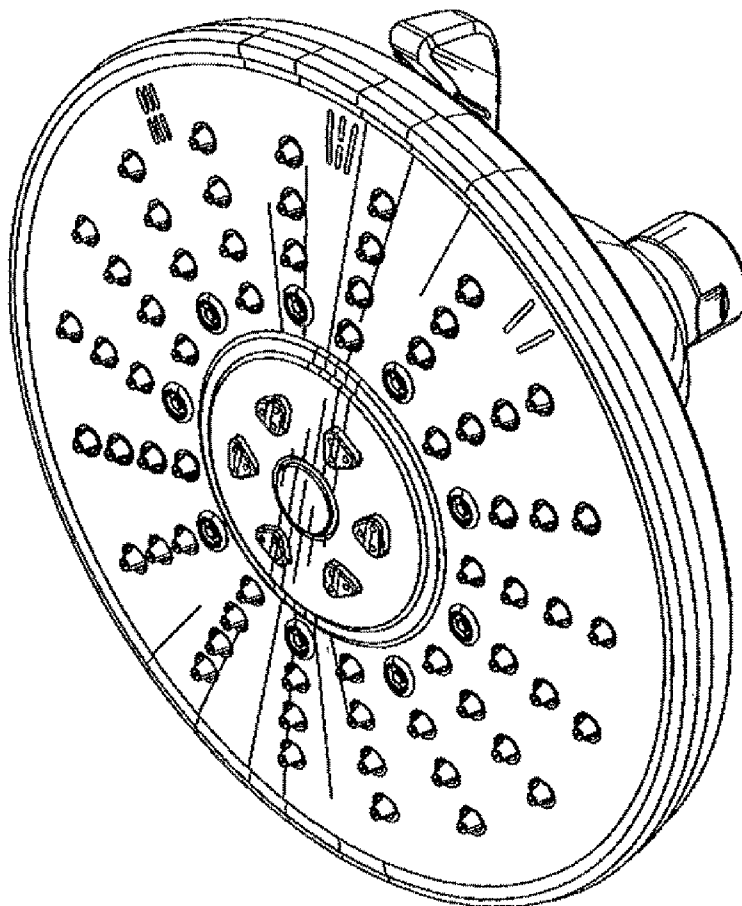
FIG. 6 is a bottom view thereof.

(56) **References Cited**

U.S. PATENT DOCUMENTS

D500,839 S * 1/2005 Blomstrom D23/229
D527,440 S * 8/2006 Macan D23/213
D555,769 S * 11/2007 Lee D23/229

1 Claim, 2 Drawing Sheets



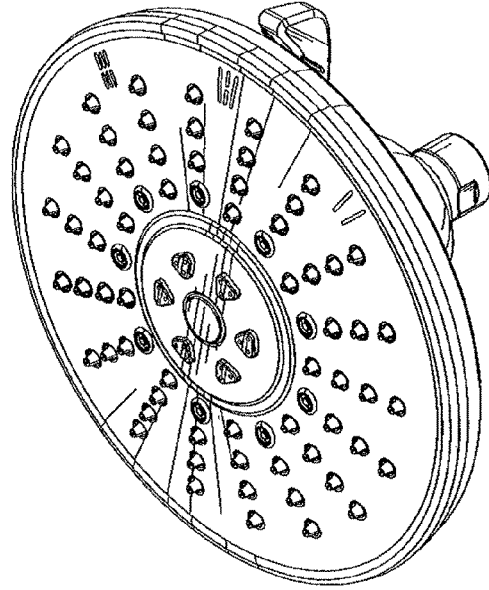


Fig-1

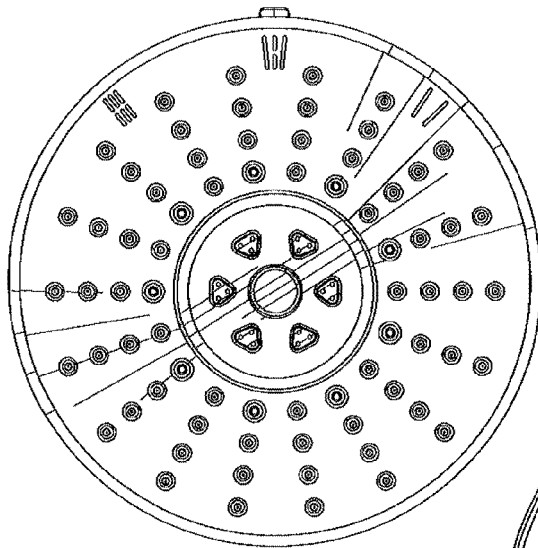


Fig-2

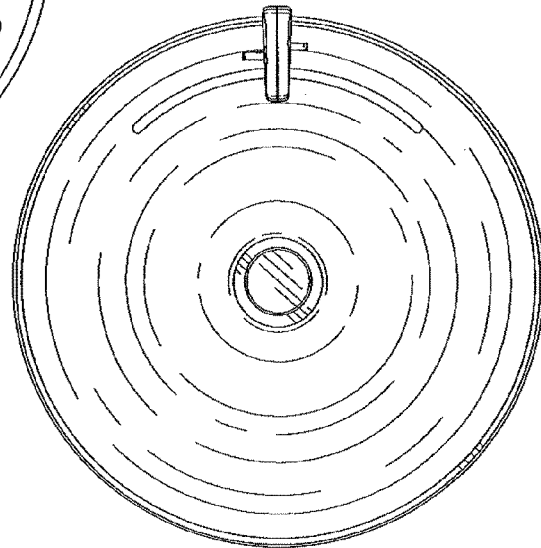


Fig-3

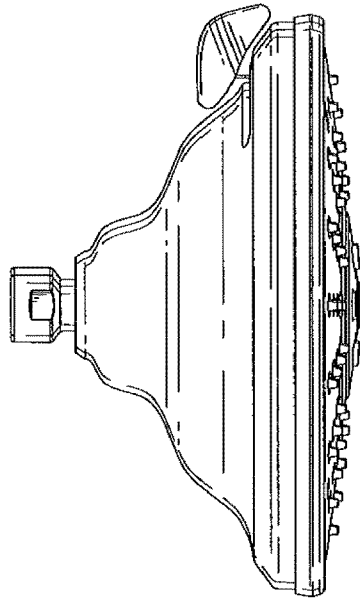


Fig-4

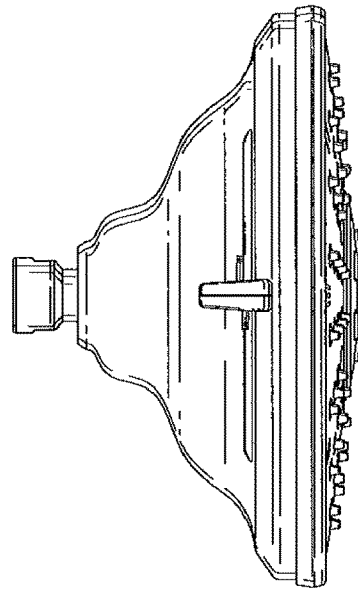


Fig-5

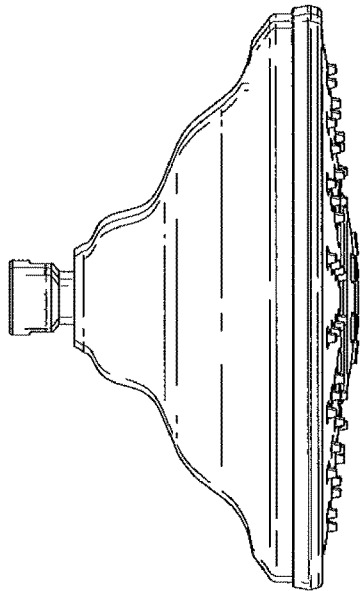


Fig-6