United States Patent [19]

Haunold et al.

[11] **Des. 256,341**

[45] ** **Aug. 12, 1980**

[54] **PHOTOMETER**

[75] Inventors: **Otto Haunold**, Carlsbad; **Edgar H. Frank**, Anaheim, both of Calif.

[73] Assignee: **Beckman Instruments, Inc.**, Fullerton, Calif.

[**] Term: **14 Years**

[21] Appl. No.: **918,890**

[22] Filed: **Jun. 26, 1978**

[51] **Int. Cl.** ..... **D24—02**; D10—04

[52] **U.S. Cl.** **D10/81**; D24/17

[58] **Field of Search** ..... D10/81, 46; D24/17; 23/230 R, 292; 356/201, 234, 213, 205, 218; 422/68

[56] **References Cited**

U.S. PATENT DOCUMENTS

D. 211,574	7/1968	Macaulay et al.	D10/46
D. 211,634	7/1968	Derkas et al.	D10/46
D. 245,583	8/1977	Mannucci	D24/8 X
3,718,439	2/1973	Rosse et al.	23/230 R
3,794,469	2/1974	Rapoza	422/68

OTHER PUBLICATIONS

Fisher Modern Laboratory Appliances, Cat. #65, ©1964, p. 327, Electrophotometer II.

Primary Examiner—Bernard Ansher

Attorney, Agent, or Firm—R. J. Steinmeyer

[57] **CLAIM**

The ornamental design for a photometer, substantially as shown.

DESCRIPTION

FIG. 1 is a top front perspective view of a photometer showing our new design;
FIG. 2 is a front elevation thereof;
FIG. 3 is a side elevation thereof; and
FIG. 4 is a top plan view thereof.

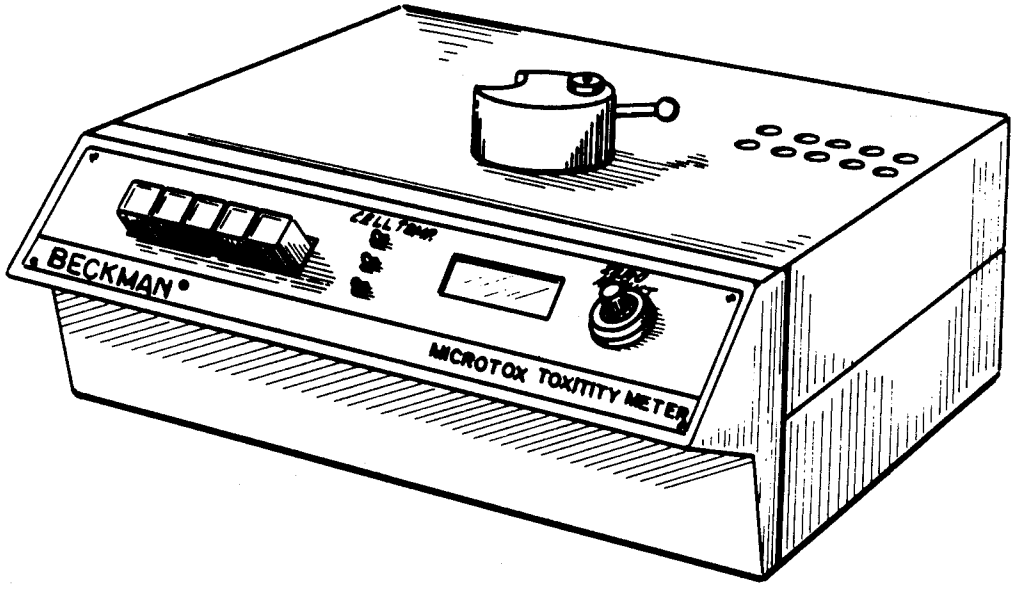



FIG. 1

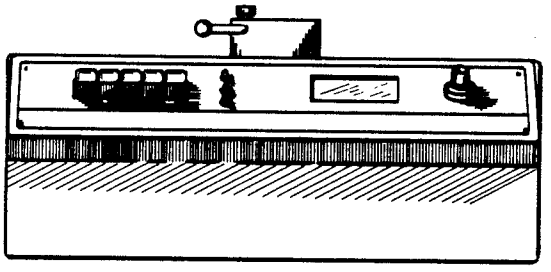

FIG. 2

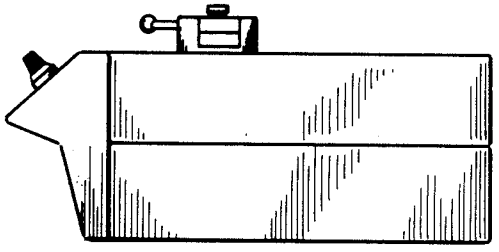

FIG. 3



FIG. 4