



US00D550281S

(12) **United States Design Patent** (10) **Patent No.:** **US D550,281 S**
Tien (45) **Date of Patent:** **** Sep. 4, 2007**

(54) **PEN**
(75) Inventor: **Kuang-Hsia Tien**, Monrovia, CA (US)
(73) Assignee: **Sweda Company, LLC**, Monrovia, CA (US)
(**) Term: **14 Years**
(21) Appl. No.: **29/244,015**
(22) Filed: **Dec. 2, 2005**
(51) **LOC (8) Cl.** **19-06**
(52) **U.S. Cl.** **D19/48**
(58) **Field of Classification Search** D19/35, D19/36, 41-51, 54-57; 40/334; 401/52, 401/99, 100, 104-109, 192, 195, 243-247
See application file for complete search history.

(56) **References Cited**

U.S. PATENT DOCUMENTS

D163,845 S *	7/1951	Beckstrom	D19/58
D171,093 S *	12/1953	Lovejoy	D19/57
D375,525 S *	11/1996	Boix Gacia	D19/56
D410,682 S *	6/1999	Izushima	D19/55
D433,704 S *	11/2000	Kouda	D19/49
6,206,595 B1 *	3/2001	Keda	401/6
D455,179 S *	4/2002	Oka	D19/56
D476,034 S *	6/2003	Rommel	D19/55
D489,089 S *	4/2004	Losel	D19/48
D495,001 S *	8/2004	Anand	D19/51
D508,083 S *	8/2005	Cetera	D19/51
D536,733 S *	2/2007	Cetera	D19/51

FOREIGN PATENT DOCUMENTS

EM 000352315-0002 * 5/2005

WO WO DM/062544 * 8/2002

OTHER PUBLICATIONS

The Diplomat 2 (PB 1009) as shown on www.swedausa.com, dated Apr. 30, 2005 (1 page).*
The Executive Contempo (PB116N) as shown on www.swedausa.com, dated Apr. 30, 2005 (1 page).*
The Color Grip Click Action (PB1717) as shown on www.swedausa.com, dated Apr. 30, 2005 (1 page).*
The Dot Matrix Metallic Pen (PB2715) as shown on www.swedausa.com, dated Apr. 30, 2005 (1 page).*
The Pearl Sweda Snuggle Pen (PB3220) as shown on www.swedausa.com, dated Apr. 30, 2005 (1 page).*
The Sweda Click Pen (PB214) as shown on www.promoad.net, viewed Mar. 29, 2007 (1 page).*
The Sweda dual tone grip metal pen (PB213) as shown on www.promoad.net, viewed Mar. 29, 2007 (1 page).*

* cited by examiner

Primary Examiner—Elizabeth A. Albert
Assistant Examiner—Karen E. Eldridge Powers
(74) *Attorney, Agent, or Firm*—Clement Cheng, Esq.


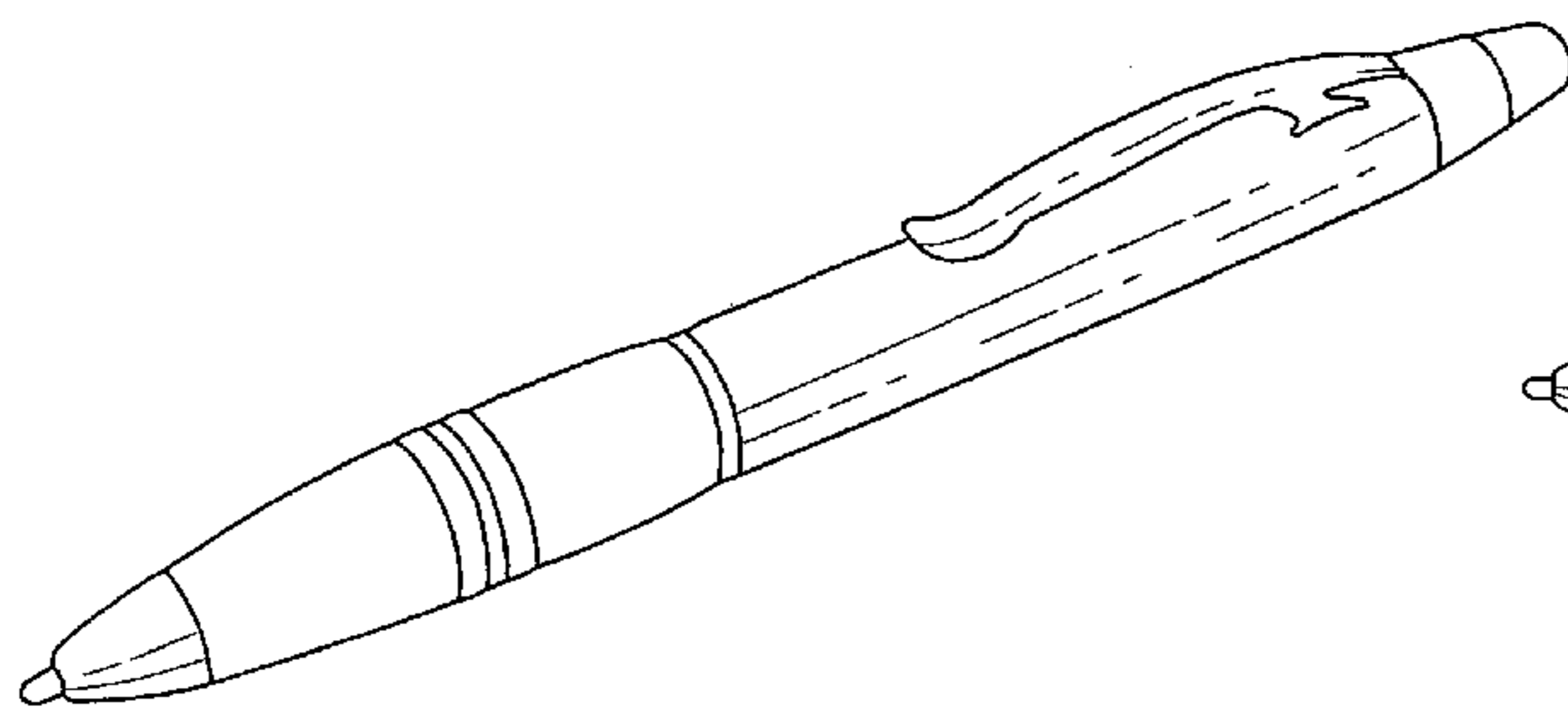
(57) **CLAIM**

The ornamental design for a pen, as shown and described.

DESCRIPTION

FIG. 1 is a perspective view of a pen;
FIG. 2 is a side view thereof;
FIG. 3 is a front view thereof;
FIG. 4 is an opposite side view to that shown in FIG. 2;
FIG. 5 is a rear view thereof;
FIG. 6 is a bottom view thereof; and,
FIG. 7 is a top view thereof.

1 Claim, 2 Drawing Sheets



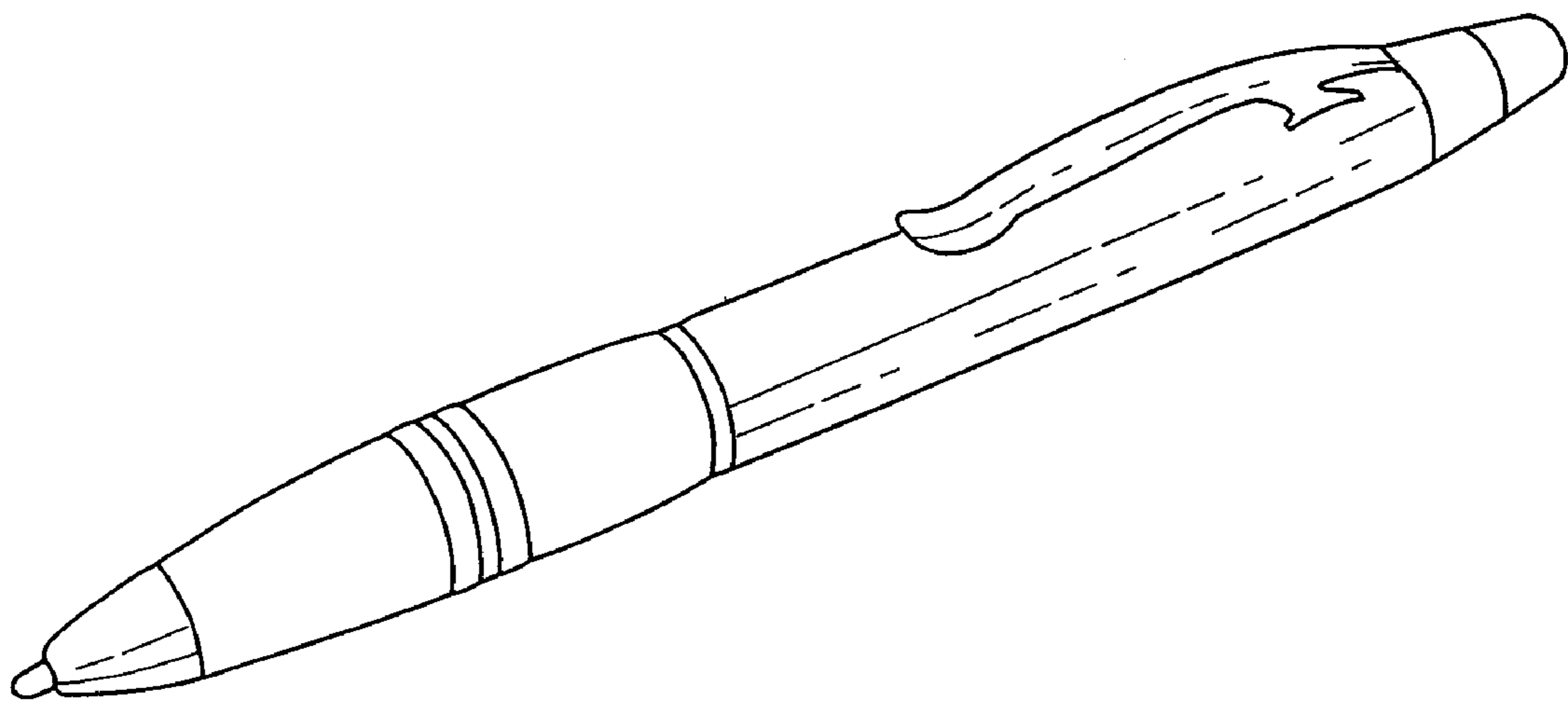


Fig. 1

Fig.2




Fig.3




Fig.4




Fig.5

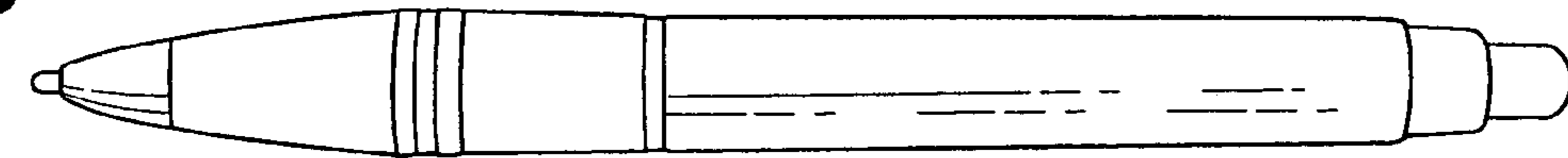


Fig.6



Fig.7

