



US00D368405S

United States Patent [19] Tada

[11] **Patent Number:** **Des. 368,405**
[45] **Date of Patent:** ****Apr. 2, 1996**

[54] **MICROWAVE OVEN**
[75] Inventor: **Hozumi Tada**, Osaka, Japan
[73] Assignee: **Sharp Kabushiki Kaisha**, Osaka, Japan
[**] Term: **14 Years**

D. 335,064 4/1993 Sugiyama et al. .
D. 352,636 11/1994 Nakamura .
D. 353,510 12/1994 Nakamura .
D. 353,511 12/1994 Saimen .
D. 353,512 12/1994 Saimen et al. .
D. 356,006 3/1995 Saimen et al. .
D. 357,159 4/1995 Mitsui et al. .

[21] Appl. No.: **36,534**
[22] Filed: **Mar. 22, 1995**

Primary Examiner—Ruth McInroy
Attorney, Agent, or Firm—Nixon & Vanderhye

[30] Foreign Application Priority Data

[57] CLAIM

Sep. 22, 1994 [JP] Japan 6-28945
[52] **U.S. Cl.** **D7/351**
[58] **Field of Search** D7/350, 351; 126/275 R,
126/275 E, 19 M, 21 A; 219/391, 402,
10.55 R, 10.55 A, 756-758

The ornamental design for a microwave oven, as shown and described.

DESCRIPTION

[56] References Cited

FIG. 1 is a top, front and right side perspective view of a microwave oven showing my new design;
FIG. 2 is a top plan view thereof;
FIG. 3 is a front elevational view thereof;
FIG. 4 is a right side elevational view thereof;
FIG. 5 is a left side elevational view thereof;
FIG. 6 is a rear elevational view thereof; and,
FIG. 7 is a bottom plan view thereof.

U.S. PATENT DOCUMENTS

D. 295,358 4/1988 Kubo et al. D7/351
D. 295,487 5/1988 Kubo et al. D7/351
D. 305,088 12/1989 Kido et al. D7/351
D. 329,353 9/1992 Yamada .
D. 334,688 4/1993 Kitae et al. .

1 Claim, 4 Drawing Sheets





FIG. 1




FIG. 2

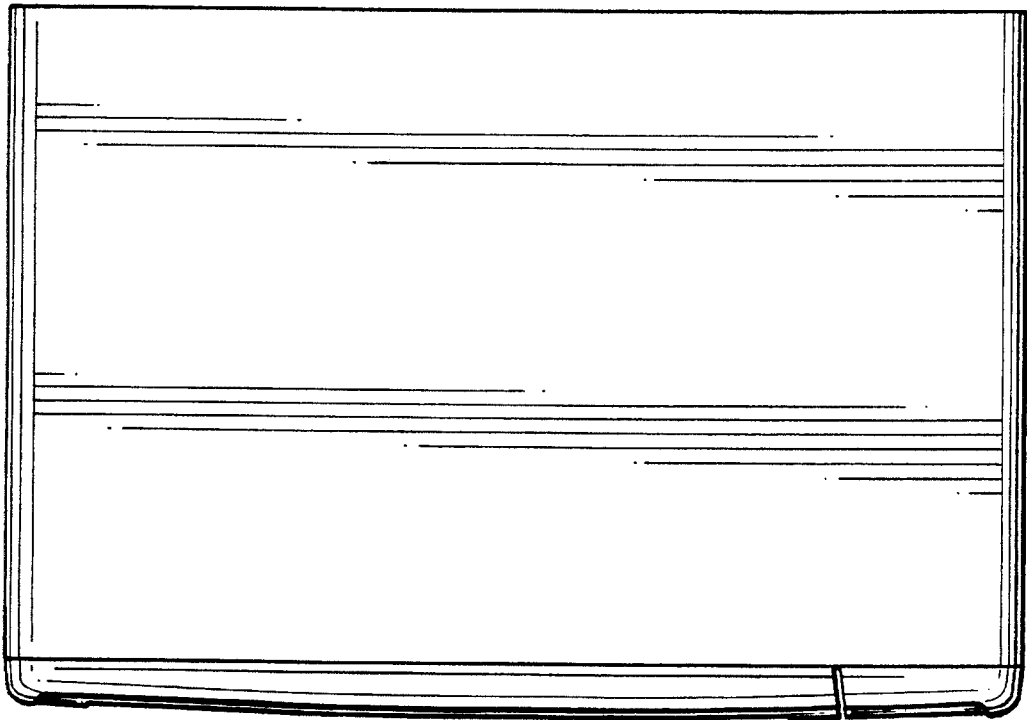


FIG. 3

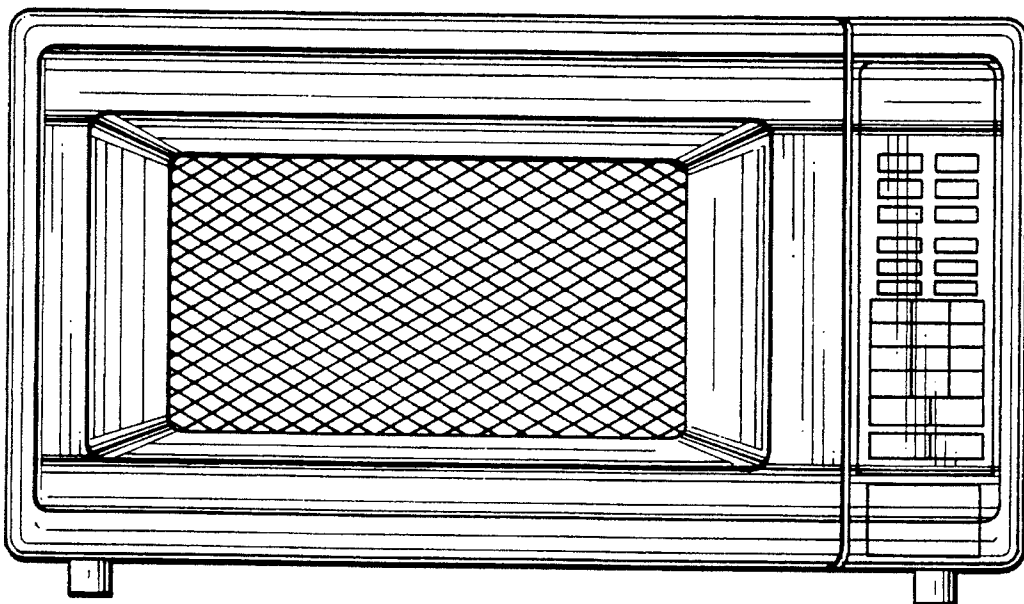


FIG. 4

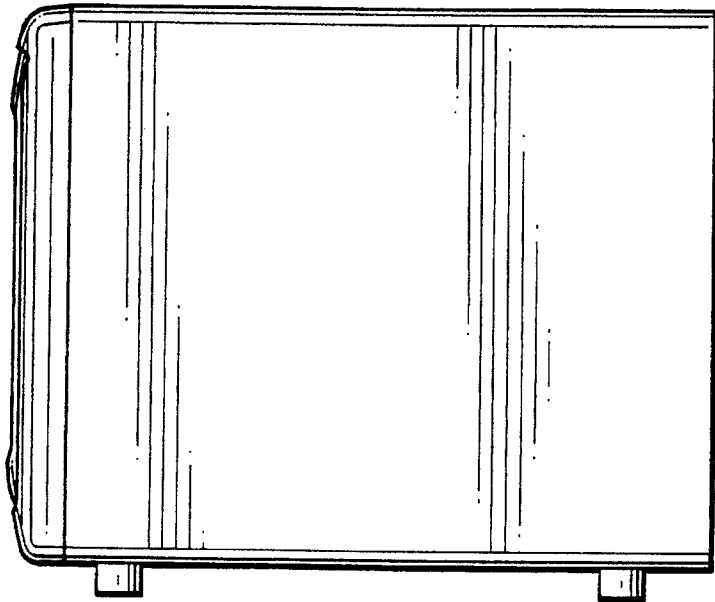


FIG. 5

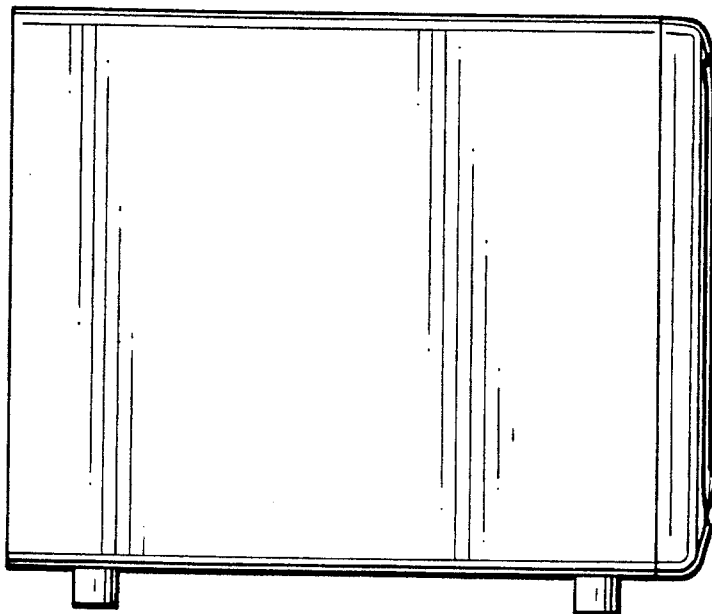


FIG. 6

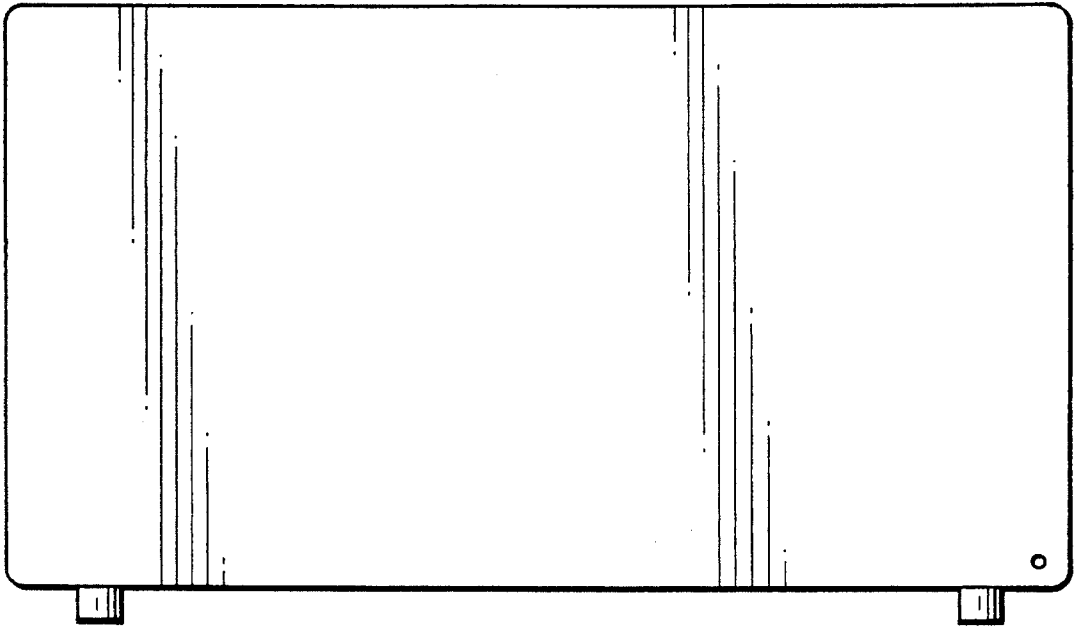


FIG. 7

