



US00D704591S

(12) **United States Design Patent**  
**Adams**

(10) **Patent No.:** **US D704,591 S**

(45) **Date of Patent:** **\*\* May 13, 2014**

(54) **JEWELRY TOGGLE**

(75) Inventor: **Elizabeth Adams**, Montgomery, AL (US)

(73) Assignee: **Ex Voto LLC**, Montgomery, AL (US)

(\*\*) Term: **14 Years**

(21) Appl. No.: **29/412,500**

(22) Filed: **Feb. 3, 2012**

(51) **LOC (10) Cl.** ..... **11-01**

(52) **U.S. Cl.**  
USPC ..... **D11/87**

(58) **Field of Classification Search**  
USPC ..... D11/1-2, 7, 40-44, 46-49, 53, 56, 57,  
D11/59-61, 63, 65, 79-83, 86-87, 89-90,  
D11/91-92, 99, 101, 106, 114-116,  
D11/200-201; 63/3, 3.1, 12-14.9  
See application file for complete search history.

(56) **References Cited**

**U.S. PATENT DOCUMENTS**

D149,472 S \* 5/1948 Chernow ..... D11/87  
4,000,627 A \* 1/1977 Wahlbeck ..... 63/3.1

6,256,793 B1 \* 7/2001 Arias et al. .... 2/207  
7,093,332 B1 \* 8/2006 Kay ..... 24/647  
7,257,967 B2 \* 8/2007 Rheinstein ..... 63/40  
D575,659 S \* 8/2008 Cunningham ..... D11/7  
D662,006 S \* 6/2012 Lilak et al. .... D11/87  
8,261,576 B1 \* 9/2012 Clements ..... 63/12

\* cited by examiner

*Primary Examiner* — Zenia Bennett

(74) *Attorney, Agent, or Firm* — Stephen H. Hall; Bradley Arant Boult Cummings LLP


(57) **CLAIM**

I claim the ornamental design for a jewelry toggle, as shown.

**DESCRIPTION**

FIG. 1 is a perspective view of a jewelry toggle.  
FIG. 2 is a front elevation view thereof, where the front and back elevation views are identical.  
FIG. 3 is a left side elevation view thereof, where the left and right side elevation views are identical.  
FIG. 4 is a top plan view thereof; and,  
FIG. 5 is bottom plan view thereof.

**1 Claim, 4 Drawing Sheets**






FIG. 1




FIG. 2

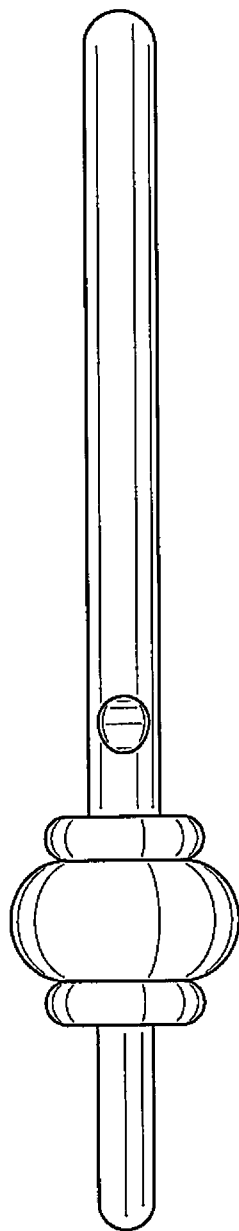


FIG. 3

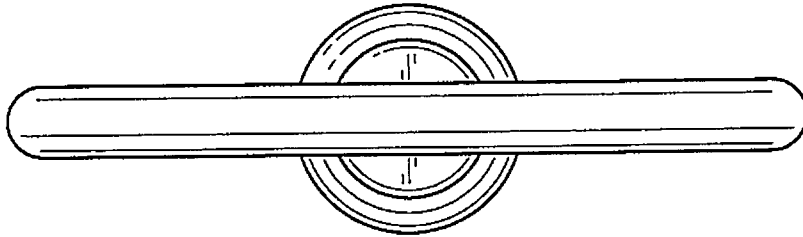


FIG. 4

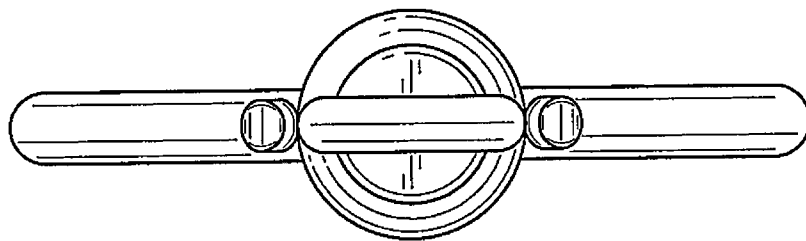


FIG. 5