



US00D660982S

(12) **United States Design Patent**  
**Thomassen**

(10) **Patent No.:** **US D660,982 S**

(45) **Date of Patent:** **\*\* May 29, 2012**

(54) **PAVING BLOCK**

(76) Inventor: **Marcel Thomassen**, Charlemagne (CA)

(\*\*) Term: **14 Years**

(21) Appl. No.: **29/398,917**

(22) Filed: **Aug. 6, 2011**

(51) **LOC (9) Cl.** ..... **25-01**

(52) **U.S. Cl.** ..... **D25/113**

(58) **Field of Classification Search** ..... D25/102-118,  
D25/136, 138, 140, 151, 152, 153, 156-162,  
D25/164; D21/484-491, 499-504; 405/16,  
405/284, 286; 52/503-505, 574, 575, 596-612;  
404/27-42

See application file for complete search history.

(56) **References Cited**

**U.S. PATENT DOCUMENTS**

D537,501 S *	2/2007	Riccobene	.....	D25/113
D578,658 S *	10/2008	Keys	.....	D25/113
D578,659 S *	10/2008	Keys	.....	D25/113
D578,660 S *	10/2008	Keys	.....	D25/113
D602,173 S *	10/2009	Thomassen	.....	D25/113
D606,210 S *	12/2009	Thomassen	.....	D25/113
D613,426 S *	4/2010	Ciccarello	.....	D25/113

D620,616 S *	7/2010	Ciccarello	.....	D25/113
D640,800 S *	6/2011	Thomassen	.....	D25/113
8,011,152 B2 *	9/2011	Thomassen	.....	D25/113

\* cited by examiner

*Primary Examiner* — Anhdao Doan

(57) **CLAIM**

I claim the ornamental design for a paving block, as shown and described.

**DESCRIPTION**

FIG. 1 is a perspective view of a paving block showing my new design;

FIG. 2 is a top view of the paving block of FIG. 1;

FIG. 3 is a front view of the paving block of FIG. 1;

FIG. 4 is a right side view of the paving block of FIG. 1;

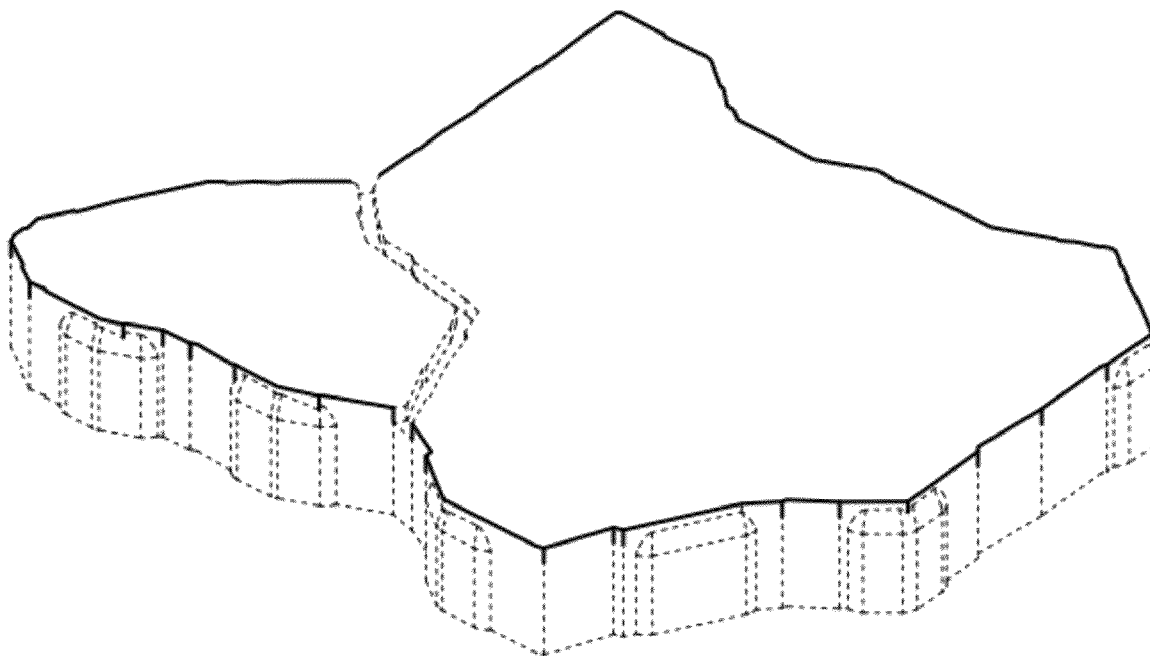
FIG. 5 is a rear view of the paving block of FIG. 1;

FIG. 6 is a left side view of the paving block of FIG. 1; and,

FIG. 7 is a top view of the paving block of FIG. 1 with its environment shown in broken lines.

The broken lines in all drawing views are included for the purpose of illustrating portions of the paving block that form no part of the claimed design. The broken line showing of the like paving blocks in FIG. 7 view represents environmental subject matter. None of the broken lines form a part of the claimed design.

**1 Claim, 4 Drawing Sheets**



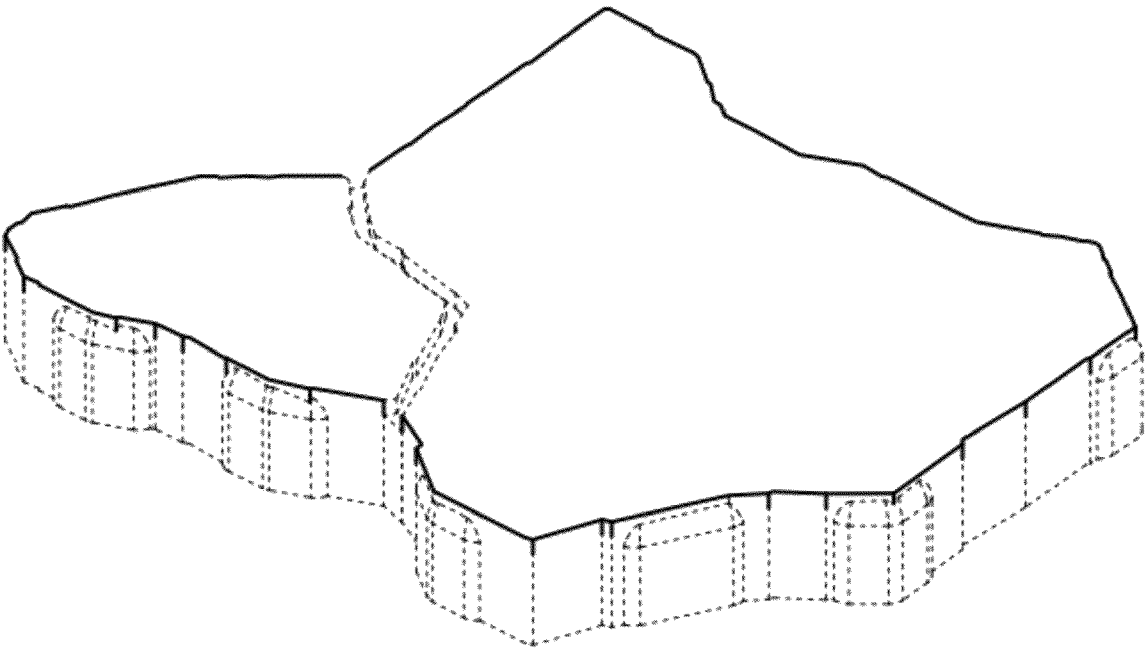


Fig. 1

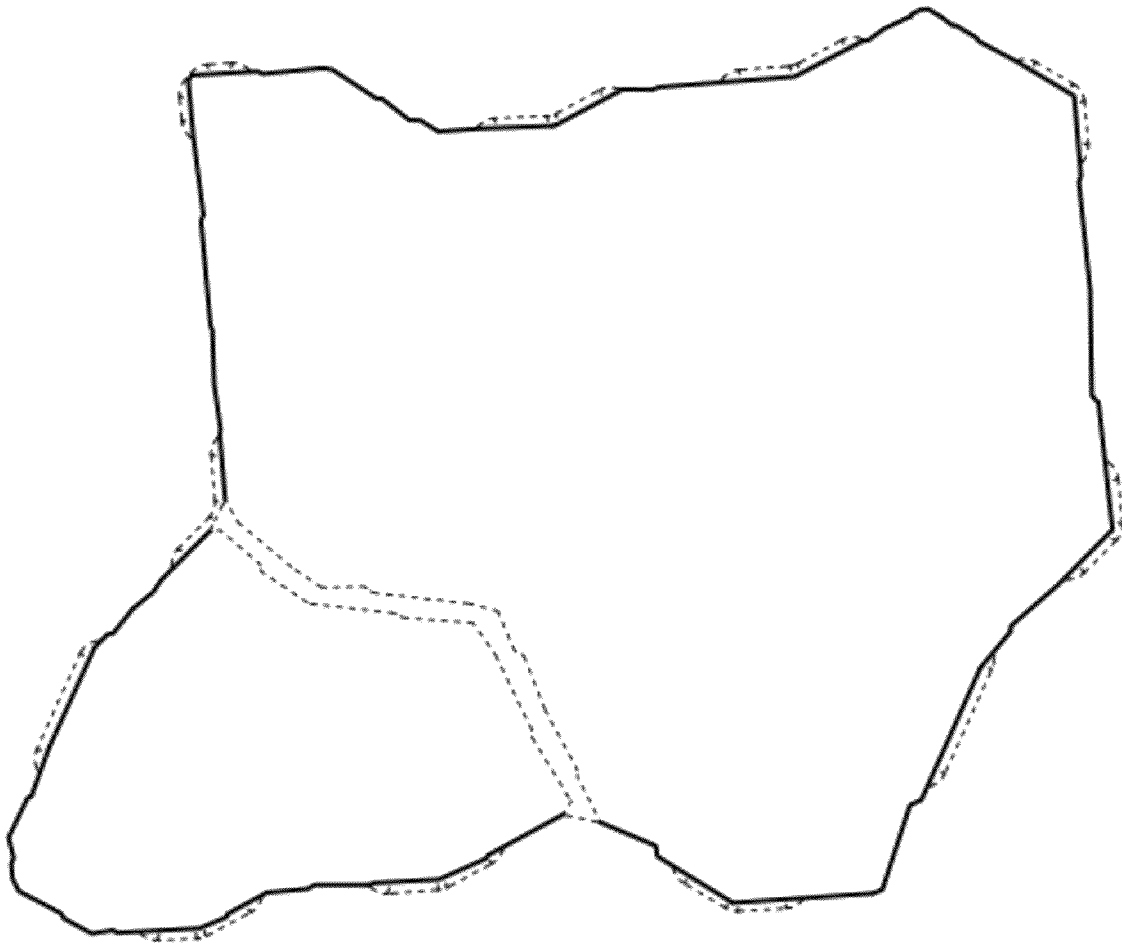


Fig. 2



Fig. 3

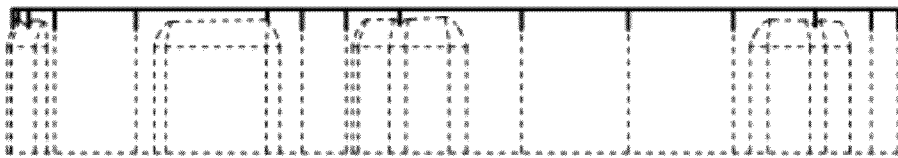


Fig. 4

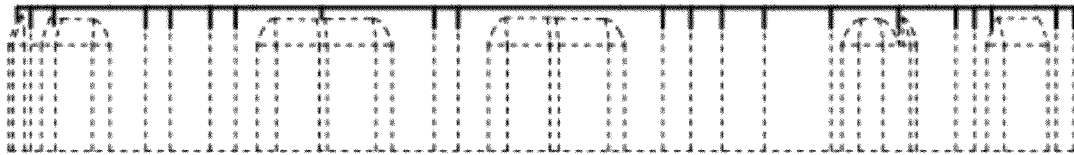


Fig. 5

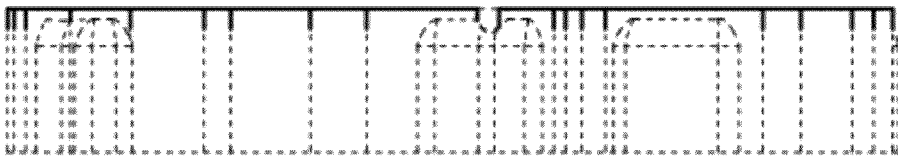


Fig. 6

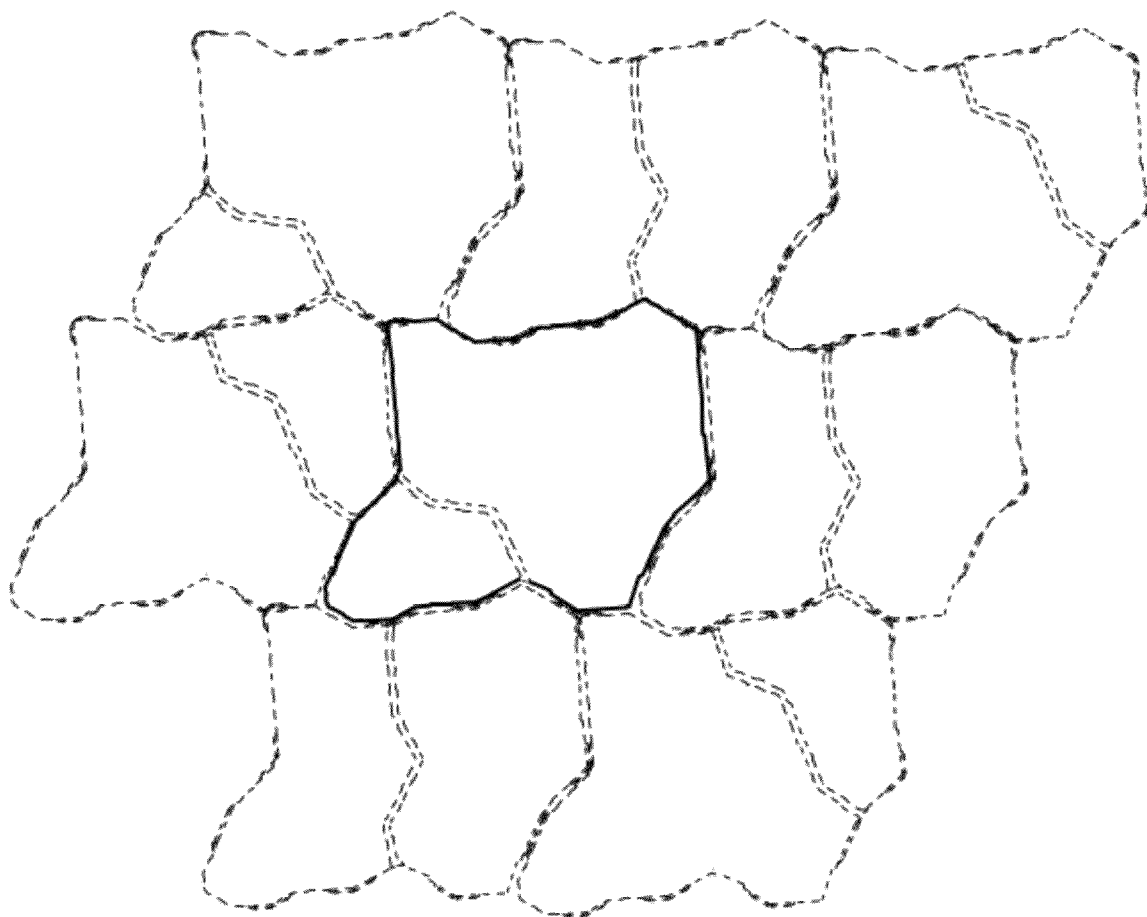


Fig. 7