



amarchand mangaldas

Our Ref.: DR/AKV/sg/0034056.P3228IN00

October 14, 2014

E-FILING

The Controller of Patents
The Patent Office
New Delhi

Dear Sir,

Re: New Indian Patent Application based on PCT/JP2012/073163

International Filing Date:	September 11, 2012
Applicant:	Nippon Steel & Sumitomo Metal Corporation
Title:	Hot-Dip Galvannealed Hot-Rolled Steel Sheet and Process for Producing Same
Priority:	Japanese Patent Application No. 2012-087539 dated April 6, 2012

Enclosed herewith is an application accompanied by a complete specification and supporting documents for grant of a patent under the Patents Act, 1970 by:

Nippon Steel & Sumitomo Metal Corporation, a corporation organized under the laws of Japan, of 6-1, Marunouchi 2-chome, Chiyoda-ku, Tokyo 100-8071, Japan.

The requisite fee submitted in respect of making the application is as follows:

1. On application for patent claiming a single priority Rs. 8,000

Total Rs. 8,000

It is respectfully submitted that Nippon Steel & Sumitomo Metal Corporation has the right to make the present application as the surviving entity on account of a merger dated October 1, 2012 between Sumitomo Metal Industries, Ltd., of 5-33, Kitahama 4-chome, Chuo-ku, Osaka-shi, Japan, and Nippon Steel Corporation, of 6-1, Marunouchi 2-chome, Chiyoda-ku, Tokyo, Japan, with absorption of Sumitomo Metal Industries, Ltd., into the surviving entity and a name change as of that date to the name provided herein as applicant. In support, a notarially attested copy of the certified copy of the Certificate of Commercial Register in the name of the applicant, along with a notarially attested copy of a sworn English translation thereof are submitted herewith.

Contd...p/2

amarchand & mangaldas & suresh a. shroff & co.

advocates & solicitors

amarchand towers, 216, okhla industrial estate, phase - III, new delhi - 110 020

tel. : (91-11) 41590700, 40606060, 41000541, 26920500

fax : (91-11) 26924900, 26922900

email : am.delhi@amarchand.com

other offices : mumbai, bangalore, kolkata, ahmedabad, hyderabad, chennai



amarchand mangaldas

As required by Public Notice no. CG/Public Notice/PO/2012/15 dated July 2, 2012, the applicant has refrained from submitting documents already available with the International Bureau in connection with the corresponding PCT application. However, upon the Learned Controller's request, the applicant would submit any requested document (insofar as available) that is otherwise required to be furnished to the Patent Office by the International Bureau.

The Controller is respectfully requested to take the application on record.

Yours sincerely,

Dev Robinson
IN/PA-367

Enc.:

1. Form 1;
2. Verified English language translation of the complete specification (in conformation with the international application), No. of pages 27, No. of claims 6;
3. Drawings, No. of sheets 1;
4. Notarially attested copy of power of authority;
5. Notarially attested copy of the certified copy of the Certificate of Commercial Register in the name of the applicant along with a notarially attested copy of a sworn English translation thereof;
6. Form 3;
7. Form 5; and
8. Abstract.

Herewith prescribed fee of Rs. 8,000/- through electronic transfer.

To Follow: Proof of right

<p align="center">FORM 1 THE PATENTS ACT 1970 (39 of 1970) & THE PATENTS RULES, 2003 APPLICATION FOR GRANT OF PATENT <i>(See Sections 7, 54 & 135 and Rule 20(1))</i></p>	<p align="center">(FOR OFFICE USE ONLY)</p> <p>Application No: Filing Date: Amount of Fee Paid: CBR No: Signature:</p>									
<p>1. APPLICANT</p>										
<table border="1"> <thead> <tr> <th>Name</th> <th>Nationality</th> <th>Address</th> </tr> </thead> <tbody> <tr> <td>Nippon Steel & Sumitomo Metal Corporation</td> <td>Japanese</td> <td>6-1, Marunouchi 2-chome Chiyoda-ku, Tokyo 100-8071 Japan</td> </tr> </tbody> </table>		Name	Nationality	Address	Nippon Steel & Sumitomo Metal Corporation	Japanese	6-1, Marunouchi 2-chome Chiyoda-ku, Tokyo 100-8071 Japan			
Name	Nationality	Address								
Nippon Steel & Sumitomo Metal Corporation	Japanese	6-1, Marunouchi 2-chome Chiyoda-ku, Tokyo 100-8071 Japan								
<p>2. INVENTORS</p>										
<table border="1"> <thead> <tr> <th>Name</th> <th>Nationality</th> <th>Address</th> </tr> </thead> <tbody> <tr> <td>YOKOYAMA, Takafumi</td> <td>Japanese</td> <td>c/o Sumitomo Metal Industries, Ltd. 5-33, Kitahama 4-chome Chuo-ku, Osaka-shi, Osaka 541-0041 Japan</td> </tr> <tr> <td>NOMURA, Shigeki</td> <td>Japanese</td> <td>c/o Sumitomo Metal Industries, Ltd. 5-33, Kitahama 4-chome Chuo-ku, Osaka-shi, Osaka 541-0041 Japan</td> </tr> </tbody> </table>		Name	Nationality	Address	YOKOYAMA, Takafumi	Japanese	c/o Sumitomo Metal Industries, Ltd. 5-33, Kitahama 4-chome Chuo-ku, Osaka-shi, Osaka 541-0041 Japan	NOMURA, Shigeki	Japanese	c/o Sumitomo Metal Industries, Ltd. 5-33, Kitahama 4-chome Chuo-ku, Osaka-shi, Osaka 541-0041 Japan
Name	Nationality	Address								
YOKOYAMA, Takafumi	Japanese	c/o Sumitomo Metal Industries, Ltd. 5-33, Kitahama 4-chome Chuo-ku, Osaka-shi, Osaka 541-0041 Japan								
NOMURA, Shigeki	Japanese	c/o Sumitomo Metal Industries, Ltd. 5-33, Kitahama 4-chome Chuo-ku, Osaka-shi, Osaka 541-0041 Japan								
<p>3. TITLE OF THE INVENTION: "HOT-DIP GALVANNEALED HOT-ROLLED STEEL SHEET AND PROCESS FOR PRODUCING SAME"</p>										
<p>4. ADDRESS FOR CORRESPONDENCE OF APPLICANT/AUTHORIZED PATENT AGENT IN INDIA</p> <p>Amarchand & Mangaldas & Suresh A. Shroff & Co. Amarchand Towers 216, Okhla Industrial Estate Phase-III, New Delhi – 110020</p>	<p>Telephone No.: (91) (11) 26920500, 41590700 Fax No.: (91) (11) 26922900 Mobile No.: 91 98100 10435 E-mail: dev.robinson@amarchand.com</p>									

5. PRIORITY PARTICULARS OF THE APPLICATION(S) FILED IN CONVENTION COUNTRY

Country	Application Number	Date of Application	Name of the Applicant	Title of the Invention
Japan	2012-087539	April 6, 2012	Nippon Steel & Sumitomo Metal Corporation (earlier Sumitomo Metal Industries, Ltd.)	Hot-Dip Galvannealed Hot-Rolled Steel Sheet and Process for Producing Same

6. PARTICULARS FOR FILING PATENT COOPERATION TREATY (PCT) NATIONAL PHASE APPLICATION

International Application Number	International filing date as allotted by the receiving office
PCT/JP2012/073163	September 11, 2012

7. PARTICULARS FOR FILING DIVISIONAL APPLICATION

Original (first) application number	Date of filing of Original (first) application

8. PARTICULARS FOR FILING PATENT OF ADDITION

Main application/patent Number	Date of filing of main application

9. DECLARATIONS:**(i) Declaration by the inventor(s)**

We, the above named inventors, are the true & first inventors for this invention and declare that the applicant herein is our assignee.

(a) Date _____

(b) Signature _____

(c) Name of Inventor: YOKOYAMA, Takafumi

(a) Date _____

(b) Signature _____

(c) Name of Inventor: NOMURA, Shigeki

~~(ii) Declaration by the applicant in the convention country~~

~~I, the applicant in the convention country declare that the applicant herein is my assignee.~~

~~a) Date _____~~

~~(b) Signature: _____~~

~~(c) Name of the Signatory: _____~~

(iii) Declaration by the applicant:

We, the applicant hereby declare that:-

- ☐ We are in possession of the above-mentioned invention. ✓
- ☐ The complete specification relating to the invention is filed with this application. ✓
- ☐ The invention as disclosed in the specification uses biological material from India and the necessary permission from the competent authority shall be submitted by us before the grant of patent to us. ×
- ☐ There is no lawful ground of objection to the grant of the patent to us. ✓
- ☐ We, Nippon Steel & Sumitomo Metal Corporation, are the surviving entity on account of a merger dated October 1, 2012 between Sumitomo Metal Industries, Ltd., of 5-33, Kitahama 4-chome, Chuo-ku, Osaka-shi, Japan, and Nippon Steel Corporation, of 6-1, Marunouchi 2-chome, Chiyoda-ku, Tokyo, Japan, with absorption of Sumitomo Metal Industries, Ltd., into the surviving entity and a name change as of that date to our name mentioned herein as applicant. We are the assignee in and by operation of law of the true and first inventors. ✓
- ☐ The application, particulars of which are given in Para-5 was the first application in convention country in respect of our invention. ✓
- ☐ We claim priority from the above mentioned application filed in convention country and state that no application for protection in respect of the invention had been made in a convention country before that date by us or by any person from which we derive title. ✓
- ☐ Our application in India is based on international application under Patent Cooperation Treaty (PCT) as mentioned in Para-6. ✓
- ☐ The application is divided out of our application, particulars of which are given in Para-7 and pray that this application may be treated as deemed to have been filed on ___ under sec.16 of the Act. ×
- ☐ The said invention is an improvement in or modification of the invention particulars of which are given in Para-8. ×

10. Following are the attachments with the application:

- a) Verified English language translation of the complete specification (in conformation with the international application), No. of pages 27, No. of claims 6;
- b) Drawings, No. of sheets 1;
- c) Notarially attested copy of power of authority;
- d) Notarially attested copy of the certified copy of the Certificate of Commercial Register in the name of the applicant along with a notarially attested copy of a sworn English translation thereof;
- e) Form 3;
- f) Form 5; and
- g) Abstract.

Herewith prescribed fee of Rs. 8,000/- through electronic transfer.

We hereby declare that to the best of our knowledge, information and belief the facts and matters stated herein are correct and we request that a patent may be granted to us for the said invention.

Dated this 14th day of October, 2014.

Nippon Steel & Sumitomo Metal Corporation



(Dev Robinson)

of Amarchand & Mangaldas &
Suresh A. Shroff & Co.

Attorneys for the Applicant

The Controller of Patents
The Patent Office
New Delhi

IN THE MATTER OF
THE PATENTS ACT, 1970 (No. 39 of 1970)
AND
THE PATENTS RULES, 2003
AND
IN THE MATTER OF

Indian Patent Application titled **“Hot-Dip Galvannealed Hot-Rolled Steel
Sheet and Process for Producing Same”**

VERIFICATION OF ENGLISH LANGUAGE TRANSLATION
OF INTERNATIONAL APPLICATION NO. PCT/JP2012/073163

We, Nippon Steel & Sumitomo Metal Corporation, a corporation organized under the laws of Japan, of 6-1, Marunouchi 2-chome, Chiyoda-ku, Tokyo 100-8071, Japan, the applicant herein verify:

- (i) that the present application is based on International PCT Application PCT/JP2012/073163,
- (ii) that the specification attached hereto is an English language translation of International Patent Application numbered PCT/JP2012/073163 filed at the Japanese Patent Office and accorded the filing date of September 11, 2012, which application was filed in Japanese language, and
- (iii) that the English language translation attached hereto is correct, complete and faithful to the best of our knowledge and belief.

Dated this 14th day of October, 2014.

Nippon Steel & Sumitomo Metal Corporation



(Dev Robinson)

of Amarchand & Mangaldas &
Suresh A. Shroff & Co.

Attorneys for the Applicant

The Controller of Patents
The Patent Office
New Delhi

FORM 2
THE PATENTS ACT 1970
(39 OF 1970)
&
THE PATENTS RULES, 2003
COMPLETE SPECIFICATION
(See section 10 and rule 13)

1. TITLE OF THE INVENTION :

“HOT-DIP GALVANNEALED HOT-ROLLED STEEL SHEET AND PROCESS FOR
PRODUCING SAME”

2. APPLICANT:

- (a) NAME: Nippon Steel & Sumitomo Metal Corporation
- (b) NATIONALITY: Japanese
- (c) ADDRESS: 6-1, Marunouchi 2-chome, Chiyoda-ku
Tokyo 100-8071, Japan

3. PREAMBLE TO THE INVENTION

COMPLETE

The following specification particularly describes the invention and the manner in which it is to be performed.

HOT-DIP GALVANNEALED HOT-ROLLED STEEL SHEET AND PROCESS FOR PRODUCING SAME

Technical Field

5 The present invention relates to a hot-dip galvanized hot-rolled steel sheet and a process for producing the same. More particularly, the present invention relates to a high strength hot-dip galvanized hot-rolled steel sheet which is suitable for an automobile steel sheet, in particular a chassis (suspension) part of an automobile to be formed into various shapes by a press forming or the like and
10 which is excellent in a hole expansibility, and a process for producing the same.

Background Art

 A hot-rolled steel sheet produced in a comparatively inexpensive way is widely used for various industrial equipment including an automobile and others.
15 Since in recent years, from the viewpoint of regulating an amount of emission of carbon dioxide in order to take measures against global warming, an improvement in the fuel efficiency of an automobile has been required, a high strength hot-rolled steel sheet has been widely applied to the automobile so as to reduce the weight of a vehicle body and to secure a crashworthiness. Further, here recently, a high
20 strength hot-dip galvanized hot-rolled steel sheet for which a high strength hot-rolled steel sheet is a base steel sheet has been demanded for a chassis part such as a suspension arm which requires especially a corrosion resistance.

 In a steel sheet adopted as an automobile part, not only strength but also various working properties, which are required when a part is formed, such as press
25 formability and weldability also need to be satisfied. As to the press forming of the chassis part, a stretch flanging and a barring are extremely frequently used and hence the high strength hot-dip galvanized hot-rolled steel sheet supplied for producing the chassis part is required to have an excellent hole expansibility.

 Further, there is a case where the high strength steel sheet is applied for a part
30 of which a high crashworthiness is required and for a part which needs to avoid plastic deformation when a large load is applied thereto. In such case, the high strength steel sheet is required to have a high yield ratio. Hence, there is a case

where also the high strength hot-dip galvanized hot-rolled steel sheet is required to have the high yield ratio.

In general, in the high strength hot-dip galvanized hot-rolled steel sheet, in order to satisfy both of the high yield ratio and the excellent hole expansibility, a steel structure of a single phase structure tends to have ferrite, bainitic ferrite, or bainite as a main phase, and finely precipitate carbide of Ti, Nb, V or the like and Cu to thereby uniformly strengthen the main phase. For examples, the high strength hot-dip galvanized hot-rolled steel sheets have been developed as shown below.

In a Patent Document 1 discloses a high strength hot-dip galvanized hot-rolled sheet which has a steel structure mainly comprising bainite and which has the contents of not only Ti, Nb, V but also P, Cu, Cr, Mo, Ni suitably controlled, thereby being improved in a fatigue resistance property of a welded portion under a corrosive environment. However, this steel sheet needs to have a large amount of expensive alloying elements such as Cu, Ni, Mo added thereto and hence is not suitable for a mass production from the perspective of economy. Further, the steel sheet may have the slightly poor hole expansibility.

Patent Document 2 discloses a high strength hot-dip galvanized hot-rolled steel sheet in which a hot-rolled steel sheet having a (ferrite + bainite) structure is subjected to a thermal history of an optimum hot-dip galvanizing process to suitably control a structure, the shape of carbide, and solid solution C, thereby being improved in the hole expansibility. However, in more than 650 MPa of a tensile strength of a product made of this steel sheet is, the product cannot have a sufficient hole expansibility.

Document 3 discloses a hot-dip galvanized hot-rolled steel sheet in which a steel structure substantially comprising a single phase of ferrite has Ti carbide finely dispersed, the Ti carbide containing Mo and/or W. However, this steel sheet needs to have extremely expensive alloying element such as Mo and W added thereto and hence is not suitable for the mass production from the perspective of economy.

Document 4 discloses a hot-dip galvanized hot-rolled steel sheet in which a structure mainly comprising ferrite and having a dispersion state of pearlite and cementite optimally controlled has Nb, V, Ti added thereto to increase precipitation strengthening, thereby being improved in the hole expansibility. However, in at

least 650 MPa of a high strength of the steel sheet, it is possible that the steel sheet does not have a sufficient hole expansibility.

Citation List

5 Patent Document

Patent Document 1: Japanese Patent Laid-Open No. 5-331596

Patent Document 2: Japanese Patent Laid-Open No. 5-117834

Patent Document 3: Japanese Patent Laid-Open No. 2003-321736

Patent Document 4: Japanese Patent Laid-Open No. 2002-12947

10

Summary of Invention

An objective of the present invention is to provide a high strength hot-dip galvanized hot-rolled steel sheet which has an excellent hole expandability suitable for a stretch flanging widely used for forming an automobile part and, in particular, a chassis part and which preferably has a high yield ratio, and a process for
15 producing the high strength hot-dip galvanized hot-rolled steel sheet.

The present inventors first assumed that a steel structure should mainly comprise ferrite in order to achieve an excellent hole expansibility and a high yield ratio in addition. Further, the present inventors paid attention to Ti, which is
20 comparatively inexpensive and increases remarkably precipitation strengthening even by a small amount of addition, and earnestly studied a method for improving a hole expansibility of a Ti-added hot-dip galvanized hot-rolled steel sheet having a structure mainly comprising ferrite. As a result, the present inventors have obtained the following findings.

The present inventors have found that the hole expansibility of a Ti-added high strength hot-dip galvanized hot-rolled steel sheet, which mainly comprises ferrite and to which Ti is added, can be remarkably increased by facilitating a ferrite transformation in a high temperature range of at least not less than 650°C on a run out table after hot rolling. It is thought that this is because coherent precipitate of
30 Ti carbide produced in a low temperature range after coiling of the hot-rolled steel sheet is restrained.

Further, the present inventors have found that the above-described result can be achieved by greatly reducing an Mn content as compared with an conventional

steel, although it has been thought that a particular amount of Mn is essential for achieving a high strength in a high strength hot-dip galvanized hot-rolled steel sheet.

Further, the present inventors have found that a reduction in the Mn content exhibits not only the effects described above but also the effects of restraining austenitizing during a period in which the hot-rolled steel sheet is being reheated in a continuous hot-dip galvanizing line and an incidental composite structure, which are achieved by homogenization of a steel structure due to a reduction in Mn micro-segregation and expansion of a ferrite area and hence is extremely effective for improving the hole expansibility. By combination of these effects, the present inventors have successfully obtained an excellent hole expansibility surpassing an conventional Ti-added high strength hot-dip galvanized hot-rolled steel sheet.

The present invention based on the findings described above is a hot-dip galvanized hot-rolled steel sheet having a hot-dip galvanized layer on a surface of a steel sheet, the steel sheet having a chemical composition comprising, in mass%, C: at least 0.01 and at most 0.20%; Si: at most 0.50%; Mn: at least 0.01% and at most 1.30%; P: at most 0.05%; S: at most 0.01%; N: at most 0.01%; Al: at most 0.50%; and Ti: at least 0.05% and at most 0.50%, and a steel structure containing a polygonal ferrite having at least 80 area % and the remainder consisting of one kind or two or more kinds selected from bainitic ferrite, bainite, pearlite, and cementite, wherein the hot-dip galvanized hot-rolled steel sheet has a mechanical property of at least 650 MPa of a tensile strength.

The preferable aspects of the present invention are as follows:

- the chemical composition further comprises one element or two or more elements selected from in mass%, Cr: at most 0.80%; Ni: at most 0.50%; Cu: at most 0.50%; Mo: at most 0.50%; and B: at most 0.0050%,

- the chemical composition further comprises one element or two elements selected from in mass%, V: at most 0.5%; and Nb: at most 0.1%,

- the chemical composition further comprises of one element or two elements selected from in mass%, Ca: at most 0.01%; and Bi: at most 0.01%, and

- the hot-dip galvanized hot-rolled steel sheet has the mechanical property in which a product of a limiting hole expansion ratio and a tensile strength is at least 60,000 MPa·%, the hole expandability being obtained by a hole expanding test

specified by the Japan Iron and Steel Federation Standards, and in which a yield ratio is at least 80%, the yield ratio being a ratio of 0.2 proof stress to the tensile strength.

The present invention also provides a process for producing a hot-dip galvanized hot-rolled steel sheet, the process comprising the following steps (A) to (C):

(A) a hot rolling step comprising the steps of:

after heating a slab having the chemical composition to a temperature of at least 1100°C and at most 1350°C, subjecting the slab to hot rolling; completing the hot rolling within a temperature range of at least 850°C and at most 980°C to thereby produce a hot-rolled steel sheet; subjecting the hot-rolled steel sheet to a primary cooling treatment, a holding treatment, and a secondary cooling treatment in sequence, the primary cooling treatment cooling the hot-rolled steel sheet to a temperature range of at least 650°C and at most 800°C by a water cooling unit, the holding treatment holding the hot-rolled steel sheet for a period of at least Δt seconds defined by the following formula in a temperature range of at least 650°C and at most 800°C, the secondary cooling treatment cooling the hot-rolled steel sheet to a temperature range of at least 400°C and at most 650°C; and coiling the hot-rolled steel sheet in a temperature range of at least 400°C and at most 650°C,

$$\Delta t \text{ (second)} = 5 \cdot \text{Mn}^4 \quad (1)$$

where Mn in the formula (1) means a Mn content (unit: mass%) in steel,

(B) a pickling step for subjecting the hot-rolled steel sheet produced by the hot rolling step to a pickling treatment; and

(C) a continuous hot-dip galvanizing step comprising the steps of: heating the hot-rolled steel sheet produced by the pickling step to a temperature range of at least 650°C and at most 800°C; then cooling and subjecting the hot-rolled steel sheet to a hot-dip galvanizing treatment; and further holding the hot-rolled steel sheet in a temperature range of at least 460°C and at most 600°C to thereby subject the hot-rolled steel sheet to an alloying treatment.

According to the present invention, it is possible to produce a hot-dip galvanized hot-rolled steel sheet having a high strength and an excellent hole expansibility that can be produced at the appropriate cost for a mass production. The hot-dip galvanized hot-rolled steel sheet according to the present invention

has the hole expansibility adequate to be applied to a stretch flanging and a barring and hence can be used widely industrially, in particular, in an automobile field.

Brief Description of Drawings

5 Figure 1 shows a heat pattern (thermal history) in a hot rolling step employed in an example.

 Figure 2 shows a heat pattern in a continuous hot-dip galvanizing step employed in the example.

10 Description of Embodiments

 An alloyed hot-dip galvanized hot-rolled steel sheet according to the present invention will be described in more detail. In the present specification, any symbol "%" to define a chemical composition of steel is "a mass%".

1. Chemical composition of steel sheet

15 A chemical composition of a steel sheet that is a plating base material of the hot-dip galvanized hot-rolled steel sheet according to the present invention is as follows.

 [C: at least 0.01% and at most 0.20%]

20 C has the effect of improving the strength of the steel sheet. If a C content is less than 0.01%, it is difficult for the steel sheet to obtain a tensile strength of at least 650 MPa. Hence, the C content is made at least 0.01%, and preferably at least 0.05%. On the other hand, if the C content is more than 0.20%, hole expandability and weldability of the steel sheet are extremely deteriorated. Hence, the C content is made at most 0.20% and, preferably, at most 0.12%.

25 [Si: at most 0.50%]

 Si is a solid solution strengthening element and has a function of enhancing the strength of the steel sheet. However, if an Si content is more than 0.50%, wettability of the steel sheet to a hot-dip galvanizing liquid is extremely deteriorated. Hence, the Si content is made at most 0.50%, and preferably at most 0.20%, and
30 still more preferably, at most 0.10%. In order to obtain an effect by the function described above, it is preferable that the Si content is at least 0.001%.

 [Mn: at least 0.01% and at most 1.30%]

Mn has a function to fix S which can cause hot brittleness as MnS to avoid the hot brittleness caused by S. When an Mn content is less than 0.01%, it is difficult for the steel sheet to obtain the effect caused by the function described above. Hence, the Mn content is made at least 0.01%, and preferably at least 0.1%.

On the other hand, when the Mn content is more than 1.30%, a ferrite transformation temperature is lowered, which hence makes it difficult for the hole expansibility to be enhanced by facilitating a ferrite transformation in a high temperature range of at least 650°C. Hence, the Mn content is made at most 1.30% and, preferably, at most 0.8%.

[P: at most 0.05%]

P is an element contained generally as an impurity. However, P is a solid solution strengthening element and has an function of enhancing the strength of the steel sheet, so P may be actively contained. However, if a P content is more than 0.05%, weldability and toughness of the steel sheet is extremely deteriorated.

Hence, the P content is made at most 0.05% and preferably at most 0.02%.

[S: at most 0.01%]

S is an element contained generally as an impurity and forms MnS in the steel and deteriorates the stretch flangeability. If the S content is more than 0.01%, the stretch flangeability of the steel sheet is extremely deteriorated. Hence, the S content is made at most 0.01%, and preferably at most 0.005%, and more preferably, at most 0.002%.

[N: at most 0.01%]

N is an element generally contained as an impurity. If an N content is more than 0.01%, N forms coarse nitride in the steel and extremely deteriorates the stretch flangeability. Hence, the N content is made at most 0.01%, and preferably at most 0.005%.

[Al: at most 0.50%]

Al has a function to deoxidize the steel to increase the soundness of the steel sheet. However, even if the steel sheet contains Al of more than 0.50%, the effect caused by the function described above is saturated and a cost push is just caused. Hence, the Al content is made at most 0.50%, and preferably, at most 0.20%, and more preferably, at most 0.10%. In order to obtain the effect caused by the

function described above, it is preferable that the Al content is made at least 0.001%. The Al content in the steel means the content of acid soluble Al (sol. Al).

[Ti: at least 0.05% and at most 0.50%]

Ti is an important element in the present invention and has a function to form carbide in the steel and strengthen ferrite uniformly. If a Ti content is less than 0.05%, it is difficult for the steel sheet to obtain the effect caused by the function described above. Hence, the Ti content is made at least 0.05%, and preferably at least 0.10%. On the other hand, even if the Ti content is made more than 0.50%, the effect caused by the function described above is saturated and a cost push is just caused. Hence, the Ti content is made at most 0.50% and preferably, at most 0.30%.

In addition to the elements described above, the hot-rolled steel sheet of the plating base material may further contain arbitrary elements to be described below.

[One element or two or more elements selected from Cr: at most 0.80%; Ni: at most 0.50%; Cu: at most 0.50%; Mo: at most 0.50%; and B: at most 0.0050%]

Each of Cr, Ni, Cu, Mo, and B is an element which has a function of improving the hardenability of the steel and which is effective in improving the strength of the steel sheet. Hence, the steel sheet may contain one element or two or more elements of these elements. However, if the contents of these elements are excessive, a ferrite transformation temperature is lowered similar to Mn and hence it is difficult for the steel sheet to improve the hole expansibility which can be improved by facilitating a ferrite transformation in a high temperature range of at least 650°C. Hence, the contents of these elements are made those described above. Here, B is especially strong in a function of increasing a hot rolling load, so a B content is preferably at most 0.0009% from the viewpoint of productivity. In this regard, in order to more surely obtain the effect caused by the operation described above, any one of conditions of: Cr: at least 0.001%; Ni: at least 0.001%; Cu: at least 0.001%; Mo: at least 0.001%; and B: at least 0.0001% is preferably satisfied.

[One element or two elements selected from V: at most 0.5%; and Nb: at most 0.1%]

Each of V and Nb has a function to form carbide in the steel and strengthen ferrite uniformly similar to Ti. Although V and Nb are elements more expensive

than Ti, one or two or more elements of these elements may be contained.

However, even if V of more than 0.5% is contained or even if Ni of more than 0.1% is contained, the effect caused by the function described above is saturated and a cost push is just caused. Hence, a V content is made at most 0.5% and a Nb content is made at most 0.1%. In this regard, in order to more surely obtain the effect caused by the function described above, either of the elements of less than 0.001% is preferably contained.

[One element or two elements selected from Ca: at most 0.01%; and Bi: at most 0.01%]

Ca has an function to finely disperse inclusions in the steel and Bi has an function to reduce the micro segregation of a substitutional alloy element such as Mn and Si in the steel, so both of Ca and Bi have the function of improving the hole expansibility of the steel sheet. Hence, one element or two elements of Ca and Bi may be contained. However, if the content of either element is more than 0.01%, ductility is deteriorated. Hence, the content of either element is made at most 0.01%. In this regard, in order to surely obtain the effect caused by the function described above, either of the elements is preferably at least 0.0001%.

In this regard, C* defined by the following equation (2) it preferably satisfies the following equation (3). In this way, the steel sheet can have a more excellent hole expandability.

$$C^* = C - 12.01 \times \{Ti/47.88 + Nb/92.91 + 0.5 \times V/50.94\} \quad (2)$$

$$- 0.020 \leq C^* \leq 0.050 \quad (3)$$

Here, C* means the amount of C not fixed in the steel other than C existing as carbide (TiC, NbC, VC, (Ti, V) C, (Ti, Nb) C, (Ti, Nb, V) C) containing Ti, Nb, and V in the amount of C in the steel. Further, Ti, Nb, and V in the equation (2) shows the contents of the respective elements in the steel (unit: mass%).

By making C* at least - 0.020%, it is possible to suppress the exhaustion of C in a ferrite grain boundary and hence to improve the hole expansibility. It is more preferable that C* is at least 0.010%. On the other hand, by making C* at most 0.050%, it is possible to suppress formation of a second phase such as cementite and pearlite and hence to improve the hole expansibility. It is more preferable that C* is made at most 0.030%.

2. Steel structure of steel sheet

The hot-rolled steel sheet that is the plating base material of the hot-dip galvanized hot-rolled steel sheet according to the present invention has a steel structure containing polygonal ferrite having at least 80%area% and the remainder comprising one or two or more kinds selected from bainitic ferrite, bainite, pearlite, and cementite.

In order to achieve the excellent hole expandability and a high yield ratio, the hot-rolled steel sheet has the steel structure mainly comprising polygonal ferrite. If an area fraction of the polygonal ferrite of a main phase is less than 80%, it is difficult for the hot-rolled steel sheet to achieve an excellent hole expandability. Further, it is also difficult for the steel sheet to achieve an excellent ductility. Hence, the area fraction of the polygonal ferrite is made at least 80%. The area fraction is preferably at least 90%, and more preferably at least 95%. The upper limit of the area fraction of the polygonal ferrite is not defined but is preferably at most 99.9%. More preferably, the upper limit of the area fraction of the polygonal ferrite is at most 99.5% and especially preferably at most 99%.

Martensite and retained austenite greatly deteriorate the hole expansibility and also reduce the yield ratio. Hence, a remaining structure excluding the polygonal ferrite does not contain the martensite and the retained austenite but contains one kind or two or more kinds selected from the bainitic ferrite, the bainite, the pearlite, and the cementite. The ratio of these phases and structures is not limited to a particular ratio. Generally, the remaining structure contains the cementite and further contains the bainitic ferrite in some cases. However, the remaining structure is not necessarily limited to the structures.

The area fraction of the steel structures is found by observing a section of the steel sheet indicating a typical structure of the steel sheet, the section being at a position of a depth of 1/4 of a sheet thickness from a surface of the steel sheet.

3. Mechanical properties of hot-dip galvanized hot-rolled steel sheet

A steel sheet having a tensile strength of less than 650 MPa hardly meets needs for higher strength in recent years. Hence, the hot-dip galvanized hot-rolled steel sheet according to the present invention has a mechanical property of a tensile strength of at least 650 MPa. The tensile strength is preferably at least 680 MPa, and more preferably at least 700 MPa, and still more preferably at least 750 MPa.

In this regard, as described above, a high-strength hot-dip galvanized hot-rolled steel sheet is required to have an excellent hole expansibility, so that it is preferable that the high-strength hot-dip galvanized hot-rolled steel sheet has a mechanical property in which a product of a limiting hole expansion ratio which is found according to a hole expansibility test specified by JFS (The Japan Iron and Steel Federation Standards) T1001, and a tensile strength is at least 60,000 MPa·%. The product of the limiting hole expansion ratio and the tensile strength becomes an index of the balance of strength - formability in the stretch flangeability. The limiting hole expansion ratio itself is preferably at least 70% and more preferably at least 75%.

Further, as described above, in the case that a high-strength hot-dip galvanized hot-rolled steel sheet is applied to a part which needs to avoid the plastic deformation, the high-strength hot-dip galvanized hot-rolled steel sheet may also be required to have a high yield ratio. Hence, the high-strength hot-dip galvanized hot-rolled steel sheet more preferably has a mechanical property in which a yield ratio which is a ratio of 0.2% proof stress to the tensile strength is at least 80%. The yield stress is especially preferably at least 85%.

4. Hot-dip galvanized layer

A hot-dip galvanized layer is not especially limited but is similar to a galvanized layer in a conventional hot-dip galvanized hot-rolled steel sheet. A coating weight of the hot-dip galvanized layer and a Fe concentration will be described in the description relating to the following production method.

5. Production method

The hot-dip galvanized hot-rolled steel sheet according to the present invention is produced by a method including (A) a hot rolling step, (B) a pickling step, and (C) a continuous hot-dip galvanizing step. Production conditions will be described for each of the steps.

(A) Hot rolling process

[Slab reheating temperature: at least 1100°C and at most 1350°C]

A slab heating temperature when a slab having the chemical composition described above is subjected to hot rolling is made at least 1100°C and at most 1350°C. In order to achieve the high strength and the excellent hole expansibility in a final product, elements such as Ti, Nb, and V for forming carbide needs to be

provided in the solid solution state during the hot rolling. If the slab reheating temperature is less than 1100°C, the elements are not provided in the solid solution state and hence coarse carbide is formed, which makes it difficult to achieve a desired strength in a final product. Hence, the slab reheating temperature is made at least 1100°C. On the other hand, if the slab heating temperature is more than 1350°C, not only the effect described above is saturated but also the scale loss is increased, which hence results in disadvantages in the cost. Hence, the slab heating temperature is made at most 1350°C.

[Finish rolling temperature of hot rolling: at least 850°C and at most 980°C]

If a finish rolling temperature of hot rolling is less than 850°C, a deformation resistance of the slab is excessively increased, which makes it difficult to roll the slab. Hence, the finish rolling temperature of hot rolling is made at least 850°C. On the other hand, if the finish rolling temperature of hot rolling is more than 980°C, a ferrite grain after cooling is made coarse, which makes it difficult to achieve a desired strength in a final product. Hence, the finish rolling temperature of hot rolling is made at most 980°C.

[Primary cooling stop temperature: at least 650°C and at most 800°C]

After the hot rolling described above, a primary cooling treatment is performed by a water cooling unit. If a primary cooling stop temperature is less than 650°C, carbide coherent to ferrite parent phase, which makes it difficult to achieve an excellent hole expansibility in a final product. Hence, the primary cooling stop temperature is made at least 650°C. On the other hand, if the primary cooling stop temperature is more than 800°C, the carbide precipitated in the ferrite is made excessively coarse, which makes it difficult to secure the desired strength in the final product. Hence, the primary cooling stop temperature is made at most 800°C. In this regard, a primary cooling rate is not especially defined but is preferably made at least 10°C/sec and less than 200°C/sec from the restriction of an actual water cooling unit.

[Holding time in temperature range of at least 650°C and at most 800°C: at least Δt (second)]

$$\Delta t \text{ (second)} = 5 \cdot \text{Mn}^4 \text{ (Mn: Mn content (mass\%) in steel)}$$

A hot-rolled steel sheet obtained by the primary cooling treatment is held for a period of at least Δt (second) defined as a function of the Mn content in a

temperature range of at least 650°C to at most 800°C. A specific aspect of holding may be achieved by keeping heat or heating but preferably is achieved by air cooling from a perspective of productivity. Hence, a holding time will be also referred to as "an intermediate air cooling time" in the following.

5 If the holding time is less than Δt (second), polygonal ferrite cannot be sufficiently formed in some cases, which hence makes it difficult to achieve an excellent hole expansibility in the final product. An upper limit of the holding time does not need to be especially specified but is preferably made at least 30 seconds from a perspective of productivity.

10 [Secondary cooling stop temperature/coiling temperature: at least 400°C and at most 650°C]

After the holding treatment described above, the hot-rolled steel sheet is subjected to a secondary cooling treatment by a water cooling unit and then is coiled, thereby being brought into a hot-rolled coil. If a secondary cooling stop
15 temperature and a coiling temperature are more than 650°C, Ti carbide is made excessively coarse while the hot-rolled steel sheet is being coiled, which makes it difficult to achieve the desired strength in the final product. Hence, the secondary cooling stop temperature and the coiling temperature are made at most 650°C. On the other hand, if the secondary cooling stop temperature and the coiling
20 temperature are less than 400°C, the interior of the hot-rolled coil is non-uniformly cooled and hence a variation in properties in the coil is made significant, which hence decrease the yield in some cases. Hence, the secondary cooling stop temperature and the coiling temperature are made at least 400°C. In this regard, a secondary cooling rate is not especially specified but is preferably made at least
25 10°C/sec and less than 200°C/sec from the restriction of an actual water cooling unit.

It is recommended to perform the hot rolling step according to a conventional method except for the conditions described above. For example, it is recommended to make the slab for the hot rolling by melting steel having the
30 chemical composition described above and then by continuously casting the steel or by casting and blooming. A continuous casting step is preferably employed from a perspective of productivity. Further, in the case of employing the continuous casting step, in order to improve cracking resistance by controlling inclusions, it is

preferable to stir molten steel in a mold by using an external magnetic field or a mechanical stirring unit. The slab produced in this way may be subjected directly to the hot rolling or may be thermally held or be reheated and then be subjected to the hot rolling.

5 The hot rolling step is usually performed in multiple passes. It is preferable that a rolling reduction per one pass is at least 10% and at most 60%. If the rolling reduction per one pass is at least 10%, much strain can be introduced into austenite and hence the crystal grains of ferrite produced by transformation can be made fine and hence the structure of the hot-rolled steel sheet is refined, which can more
10 improve the ductility and the hole expansibility. Further, if the rolling reduction per one pass is made at most 60%, the formation of a texture caused by unrecrystallized austenite can be suppressed, which can still more improve the ductility and the hole expandability. The thickness of the hot-rolled steel sheet may be set according to the use but usually ranges from 1.6 mm to 4.5 mm.

15 (B) Pickling step

The hot-rolled steel strip produced by the hot rolling step is subjected to a pickling treatment in a pickling step so as to remove scale. It is recommended to perform the pickling treatment according to an ordinary method. Before or after the pickling step, in order to flatten or straighten the hot-rolled steel sheet and to
20 facilitate the removal of the scale, it is also recommended to subject the hot-rolled steel sheet to a skin-pass rolling. An elongation percentage in the case that the hot-rolled steel strip is subjected to the skin-pass rolling is not especially specified at a particular value but is preferably at least 0.1% and less than 3.0%.

(C) Continuous hot-dip galvanizing step

25 The hot-rolled steel sheet pickled by the pickling step is subjected to a continuous hot-dip galvanizing step for performing treatments of heating, hot-dip galvanizing, and alloying in sequence, whereby a hot-dip galvanized hot-rolled steel sheet is produced.

[Maximum heating temperature: at least 650°C and at most 800°C]

30 In a continuous hot-dip galvanizing line, the hot-rolled steel sheet is subjected to an annealing treatment before the hot-rolled steel sheet is subjected to a hot-dip galvanizing treatment so as to achieve an excellent platability. An ordinary in-line annealing unit includes at least an oxidation furnace (or non-

oxidation furnace having a weakly oxidizing property) and a reducing furnace. By this annealing treatment, the surface of the hot-rolled steel sheet is oxidized and reduced, thereby being activated. If a maximum heating temperature is less than 650°C, the surface of the hot-rolled steel sheet cannot be sufficiently oxidized and reduced and hence the platability is deteriorated. Hence, the maximum heating temperature is made at least 650°C. On the other hand, if the maximum heating temperature is more than 800°C, austenitizing of the hot-rolled steel sheet is promoted and hence deteriorates the strength. Hence, the maximum heating temperature is made at most 800°C. A holding time in a temperature range of at least 650°C and at most 800°C is not especially specified but it is preferable to hold the hot-rolled steel sheet for a holding time of at least 10 seconds to at most 200 seconds.

After heating the hot-rolled steel sheet to the maximum heating temperature, the hot-rolled steel sheet is cooled to a temperature range near a bath temperature of a hot-dip galvanizing bath for hot-dip galvanized treatment. A cooling rate at that time is not especially specified but it is preferable to set the cooling rate at a value of at least 1°C/sec to at most 50°C/sec from the restriction of an actual cooling unit. Further, it is preferable to make a cooling stop temperature at least 400°C to at most 550°C.

The hot-rolled steel sheet cooled to the temperature range is dipped in the hot-dip galvanizing bath, thereby being subjected to a hot-dip galvanizing treatment. It is recommended to perform the hot-dip galvanizing treatment by an ordinary method. For example, it is recommended to perform the hot-dip galvanizing treatment under the following hot-dip galvanizing conditions: temperature of galvanizing bath = at least 420°C and at most 500°C; temperature of steel sheet to be dipped = at least 420°C to at most 500°C; and dipping time = at most 5 seconds. It is preferable that the hot-dip galvanizing bath has a composition containing Al of at least 0.08 mass% and at most 0.2 mass%. In addition, even if the galvanizing bath contains Fe, Si, Mg, Mn, Cr, Ti and Pb, which are unavoidable impurities, these elements do not affect the present invention. It is preferable that a coating weight is controlled by a well-known method such as a gas wiping method after the hot-rolled steel sheet is dipped in the hot-dip galvanizing bath. It is preferable that the coating weight per one side is made at least 25 mg/m² and at most 75 g/m².

[Alloying treatment temperature: at least 460°C to at most 600°C]

If an alloying treatment temperature is less than 460°C, an alloying speed is made excessively slow and hence productivity is deteriorated. Further, there is a case where unevenness is occurred in the alloying treatment. Hence, the alloying treatment temperature is made at least 460°C. On the other hand, if the alloying treatment temperature is more than 600°C, the alloying treatment is excessively promoted and hence the powdering resistance of the steel sheet significantly deteriorates. Hence, the alloying treatment temperature is made at most 600°C. An alloying treatment time is not especially specified but is preferably made 5 to 60 seconds.

Although an Fe concentration in the hot-dip galvanized layer is different depending on the alloying heat treatment conditions and the coating weight, it is preferable that the Fe concentration ranges from 7 to 14 mass%.

After the hot-rolled steel sheet is passed through the hot-dip galvannealing line, in order to flatten and straighten the steel strip and to control the surface roughness of the steel sheet, the steel sheet may be subjected to a temper rolling. In this case, in order to avoid decrease of ductility of the steel sheet, it is preferable that an elongation percentage is made at most 2%.

Example

Steel having a chemical composition shown in Table 1 was melted in a laboratory and was cast into a steel ingot and then a steel slab was obtained by forging the steel ingot. Next, the obtained steel slab was hot-rolled by a hot rolling unit for test under heating and cooling conditions shown in Table 2, whereby a hot-rolled steel sheet having a thickness of 3.2 mm was obtained. A heat pattern in the hot rolling is shown in Figure 1. Temperatures at respective points are surface temperatures measured by a radiation thermometer. A cooling rate in a primary cooling and a secondary cooling, which were performed by water cooling, was approximately 40°C/sec.

The hot-rolled steel sheet cooled to a room temperature was subjected to a pickling treatment using an ordinary hydrochloric acid pickling liquid as a descaling treatment. Then, the hot-rolled steel sheet was not subjected to a cold rolling but was subjected to a heat treatment simulating a hot-dip galvannealing line shown in

Figure 2 under conditions shown in Table 2 by using a continuous heat treatment simulator.

[Table 1]

Kind of steel	Chemical composition (unit: mass%, the remainder: Fe and impurities)									C*	Note
	C	Si	Mn	P	S	Al	Ti	Other elements	N		
A	0.066	0.01	0.49	0.012	0.002	0.049	0.19		0.0036	0.018	Example of invention
B	0.065	0.02	0.99	0.011	0.002	0.043	0.15		0.0037	0.027	Example of invention
<u>C</u>	0.063	0.01	<u>1.49</u>	0.011	0.002	0.044	0.15		0.0033	0.025	Comparative example
D	0.105	0.01	0.49	0.011	0.002	0.047	0.19	V: 0.24	0.0036	0.029	Example of invention
E	0.061	0.03	0.54	0.010	0.001	0.048	0.11	V: 0.12	0.0035	0.019	Example of invention
F	0.068	0.01	0.55	0.012	0.002	0.049	0.15	Nb: 0.03	0.0036	0.026	Example of invention
G	0.066	0.4	0.49	0.012	0.002	0.049	0.19		0.0036	0.018	Example of invention
H	0.069	0.02	0.52	0.010	0.001	0.055	0.15	Cu: 0.25	0.0033	0.031	Example of invention
I	0.063	0.03	0.56	0.014	0.002	0.051	0.17	Cr: 0.16	0.0031	0.020	Example of invention
J	0.066	0.02	0.48	0.015	0.001	0.048	0.16	Ni: 0.18	0.0034	0.026	Example of invention
K	0.060	0.02	0.45	0.012	0.001	0.052	0.15	Mo: 0.14	0.0032	0.022	Example of invention
L	0.066	0.02	0.48	0.012	0.001	0.054	0.16	B: 0.0008	0.0028	0.026	Example of invention
M	0.062	0.01	0.51	0.010	0.002	0.045	0.14	Ca: 0.002	0.0030	0.027	Example of invention
N	0.064	0.02	0.46	0.013	0.002	0.053	0.15	Bi: 0.002	0.0031	0.026	Example of invention
<u>O</u>	0.075	0.03	0.51	0.013	0.001	0.045	<u>0.03</u>		0.0029	0.067	Comparative example

C* = $C - 12.01 \times (Ti/47.88 + Nb/92.91 + 0.5 \times V/50.94)$; Underline means outside of the range of the present invention

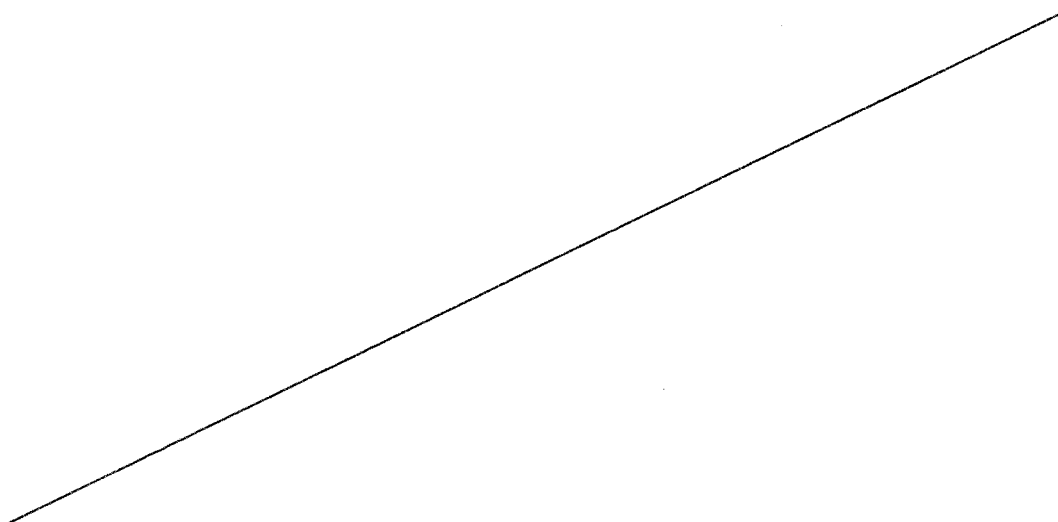
5

[Table 2]

Test No.	Kind of steel	Hot rolling conditions						Hot-dip galvannealing conditions				Note
		Slab reheating temperature (°C)	Finish rolling temperature (°C)	Primary cooling stop temperature (°C)	Intermediate air cooling time (second)	Δt (second)	Coiling temperature (°C)	Maximum heating temperature (°C)	Low holding temperature (°C)	Galvanizing bath temperature (°C)	Alloying treatment temperature (°C)	
1	A	1250	880	750	2	0.3	580	750	500	460	500	Example of invention
2	A	1250	880	730	2	0.3	640	750	500	460	500	Example of invention
3	A	1250	880	750	2	0.3	580	720	500	460	500	Example of invention
4	A	1250	880	750	2	0.3	580	780	500	460	500	Example of invention
5	A	1250	880	750	2	0.3	580	850	500	460	500	Comparative example
6	A	1250	890	780	10	0.3	580	750	500	460	500	Example of invention
7	A	1250	900	750	10	0.3	580	750	500	460	500	Example of invention
8	B	1250	880	750	2	4.8	600	750	500	460	500	Comparative example
9	B	1250	900	780	10	4.8	600	750	500	460	500	Example of invention
10	B	1250	900	740	10	4.8	630	750	500	460	500	Example of invention
11	C	1250	880	740	2	24.6	580	750	500	460	500	Comparative example
12	C	1250	880	760	2	24.6	640	750	500	460	500	Comparative example
13	C	1250	900	780	15	24.6	600	750	500	460	500	Comparative example
14	D	1250	880	750	2	0.3	590	750	500	460	500	Example of invention
15	D	1250	880	750	2	0.3	650	750	500	460	500	Example of invention
16	D	1250	900	790	10	0.3	590	750	500	460	500	Example of invention
17	E	1250	900	740	10	0.4	600	750	500	460	500	Example of invention
18	F	1250	890	750	10	0.5	600	750	500	460	500	Example of invention
19	G	1250	900	730	10	0.3	620	750	500	460	500	Example of invention
20	H	1250	900	750	10	0.4	600	750	500	460	500	Example of invention
21	I	1250	900	760	10	0.5	610	750	500	460	500	Example of invention
22	J	1250	870	740	10	0.3	600	750	500	460	500	Example of invention
23	K	1250	890	720	10	0.2	600	750	500	460	500	Example of invention
24	L	1250	900	760	10	0.3	600	750	500	460	500	Example of invention
25	M	1250	900	740	10	0.3	590	750	500	460	500	Example of invention
26	N	1250	900	730	10	0.2	580	750	500	460	500	Example of invention
27	Q	1250	900	730	10	0.3	590	750	500	460	500	Comparative example

JIS No. 5 tensile test specimens were obtained in a direction perpendicular to a rolling direction from the hot-rolled steel sheet subjected to the same thermal history as a hot-dip galvannealing step and were subjected to a tensile test. In the tensile test, a yield stress (0.2% proof stress), a tensile strength, and a total elongation were measured and a yield ratio (yield stress/tensile strength) was calculated for each test specimens. Then, a hole expanding test was performed according to a JFS T 1001 hole expanding test method of the Japan Iron and Steel Federation Standards and a limiting hole expansion ratio, which is a hole expansion ratio when a crack extended through the sheet thickness, was measured and a value of (the tensile strength \times the limiting hole expansion ratio) was calculated.

A steel structure was observed in the following manner: a longitudinal cross section of the steel sheet was subjected to a Nital etching; a photograph of the section was taken at a position of a 1/4 depth of thickness from the surface by using an optical microscope or a scanning electron microscope; and an area fraction of each of structures was calculated from the photograph by a point counting method. Results obtained in this manner will be shown in Table 3.



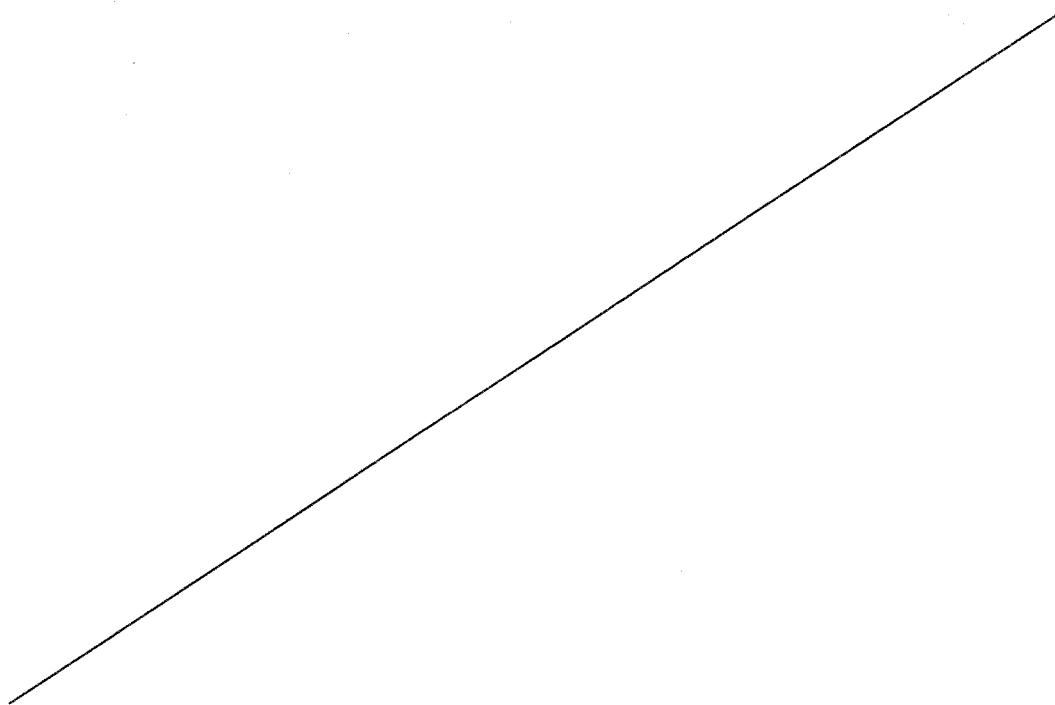
[Table 3]

Test No.	Kind of steel	Steel structure		Mechanical properties						Note
		Polygonal ferrite	Balance	Tensile strength	Yield stress	Yield ratio	Total elongation	Limiting hole expansion ratio	Tensile strength × limiting hole expansion ratio	
		(Area%)		(MPa)	(MPa)	(%)	(%)	(%)	(Mpa·%)	
1	A	98	BF, θ	741	694	93.7	18.4	95	70395	Example of invention
2	A	99	BF, θ	761	704	92.5	19.2	79	60119	Example of invention
3	A	98	BF, θ	766	710	92.7	18.3	89	68174	Example of invention
4	A	98	BF, θ	731	678	92.7	19.4	85	62135	Example of invention
5	A	99	θ	<u>601</u>	508	84.5	23.6	111	66711	Comparative example
6	A	99	θ	683	599	87.7	19.6	96	65568	Example of invention
7	A	99	θ	725	638	88.0	22.0	103	74675	Example of invention
8	B	<u>75</u>	BF, θ	758	700	92.3	19.9	53	40174	Comparative example
9	B	98	θ	697	615	88.2	20.0	93	64821	Example of invention
10	B	99	θ	712	623	87.5	20.4	90	64080	Example of invention
11	<u>C</u>	<u>30</u>	BF, θ , <u>M</u>	860	793	92.2	19.2	43	36980	Comparative example
12	<u>C</u>	95	BF, θ , <u>M</u>	816	739	90.6	20.8	45	36720	Comparative example
13	<u>C</u>	<u>55</u>	BF, θ , <u>M</u>	834	742	89.0	18.2	50	41700	Comparative example
14	D	99	θ	860	792	92.1	19.4	81	69660	Example of invention
15	D	99	θ	868	789	90.9	18.8	79	68572	Example of invention
16	D	98	θ	787	674	85.6	18.8	95	74765	Example of invention
17	E	98	θ	709	621	87.6	21.0	91	64519	Example of invention
18	F	95	BF, θ	751	677	90.1	20.2	83	62333	Example of invention
19	G	99	θ	760	669	88.0	20.9	88	66880	Example of invention
20	H	98	θ	739	643	87.0	20.5	83	61337	Example of invention
21	I	93	BF, θ	716	651	90.9	19.8	85	60860	Example of invention
22	J	94	BF, θ	738	660	89.4	20.5	83	61254	Example of invention
23	K	97	BF, θ	734	658	89.6	20.2	85	62390	Example of invention
24	L	96	BF, θ	741	679	91.6	18.5	90	66690	Example of invention
25	M	98	θ	711	635	89.3	20.4	102	72522	Example of invention
26	N	99	θ	715	627	87.7	20.8	104	74360	Example of invention
27	<u>Q</u>	91	P, θ	<u>512</u>	448	87.5	31.6	120	61440	Comparative example

BF : bainitic ferrite, θ : cementite, P : pearlite, M : martensite; Underline means outside of the range of the present invention

Test No. 1 to 4, 6, 7, 9, 10, 14 to 26 are examples of invention in which all of the chemical composition, the production conditions, and the steel structure corresponded to ranges defined by the present invention and in which desired mechanical properties were achieved.

- 5 On the other hand, in test No. 5, the maximum heating temperature in the continuous hot-dip galvanizing step was more than a temperature defined by the present invention and hence a tensile strength was insufficient. In test No. 8, an intermediate air cooling time after stopping the primary cooling did not satisfy the time Δt defined by the present invention and the volume
- 10 fraction of ferrite was smaller than a range defined by the present invention, so that a strength - hole expansibility balance was deteriorated. In test No. 11 to 13, a Mn content was more than a value defined by the present invention and hence the hole expansibility was deteriorated. In test No. 27, a Ti content did not satisfy a range defined by the present invention and hence a tensile
- 15 strength was insufficient.



We claim:

1. A hot-dip galvanized hot-rolled steel sheet having a hot-dip galvanized layer on a surface of a hot-rolled steel sheet, characterized by having a chemical composition comprising, in mass%, C: at least 0.01 and at most 0.20%; Si: at most 0.50%; Mn: at least 0.01% and at most 1.30%; P: at most 0.05%; S: at most 0.01%; N: at most 0.01%; Al: at most 0.50%; and Ti: at least 0.05% and at most 0.50%, and
by having a steel structure containing a polygonal ferrite having at least 80 area % and the remainder consisting of one kind or two or more kinds selected from bainitic ferrite, bainite, pearlite, and cementite,
wherein the hot-dip galvanized hot-rolled steel sheet has a mechanical property of at least 650 MPa of a tensile strength.
2. The hot-dip galvanized hot-rolled steel sheet as set forth in claim 1, wherein the chemical composition further comprises one element or two or more elements selected from in mass%, Cr: at most 0.80%; Ni: at most 0.50%; Cu: at most 0.50%; Mo: at most 0.50%; and B: at most 0.0050%.
3. The hot-dip galvanized hot-rolled steel sheet as set forth in claim 1 or claim 2, wherein the chemical composition further comprises one element or two or more elements selected from in mass%, V: at most 0.5%; and Nb: at most 0.1%.
4. The hot-dip galvanized hot-rolled steel sheet as set forth in any one of claims 1 to 3, wherein the chemical composition further comprises one

element or two or more elements selected from in mass%, Ca: at most 0.01%;
and Bi: at most 0.01%.

5. The hot-dip galvanized hot-rolled steel sheet as set forth in any one of
5 claims 1 to 4, wherein the hot-dip galvanized hot-rolled steel sheet has the
mechanical property in which a product of a limiting hole expansion ratio and
a tensile strength is at least 60,000 MPa·%, the limiting hole expansion ratio
being obtained by a hole expanding test specified by the Japan Iron and Steel
Federation Standards JFST1001, and in which a yield ratio is at least 80%, the
10 yield ratio being a ratio of 0.2 proof stress to the tensile strength.

6. A process for producing a hot-dip galvanized hot-rolled steel sheet,
the process comprising the following steps (A) to (C):

(A) a hot rolling step comprising the steps of: after reheating a slab
15 having the chemical composition as set forth in any one of claims 1 to 4 to a
temperature of at least 1100°C and at most 1350°C; subjecting the slab to hot
rolling; completing the hot rolling within a temperature range of at least 850°C
and at most 980°C to thereby produce a hot-rolled steel sheet; subjecting the
hot-rolled steel sheet to a primary cooling treatment, a holding treatment, and
20 a secondary cooling treatment in sequence, the primary cooling treatment
cooling the hot-rolled steel sheet to a temperature range of at least 650°C and
at most 800°C by a water cooling unit, the holding treatment holding the hot-
rolled steel sheet for a period of at least Δt seconds defined by the following
formula in a temperature range of at least 650°C and at most 800°C, the
25 secondary cooling treatment cooling the hot-rolled steel sheet to a temperature
range of at least 400°C and at most 650°C; and coiling the hot-rolled steel
sheet in a temperature range of at least 400°C and at most 650°C,

$$\Delta t \text{ (second)} = 5 \cdot \text{Mn}^4 \quad (1)$$

where Mn in the formula (1) means a Mn content (unit: mass%) in steel,

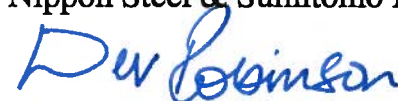
(B) a pickling step for subjecting the hot-rolled steel sheet produced by the hot rolling step to a pickling treatment; and

5 (C) a continuous hot-dip galvanizing step comprising the steps of:
heating the hot-rolled steel sheet produced by the pickling step to a
temperature range of at least 650°C and at most 800°C; cooling and subjecting
the hot-rolled steel sheet to a hot-dip galvanizing treatment; and holding the
hot-rolled steel sheet in a temperature range of at least 460°C and at most
10 600°C to thereby subject the hot-rolled steel sheet to an alloying treatment.

Dated this 14th day of October, 2014.

Nippon Steel & Sumitomo Metal Corporation

15



(Dev Robinson)

of Amarchand & Mangaldas &
Suresh A. Shroff & Co.

20

Attorneys for the Applicant

Figure 1

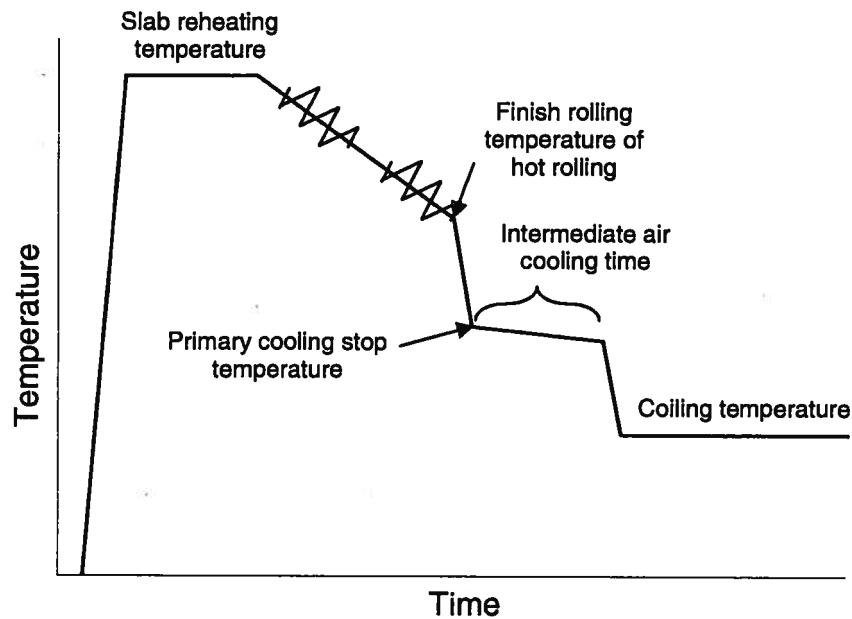
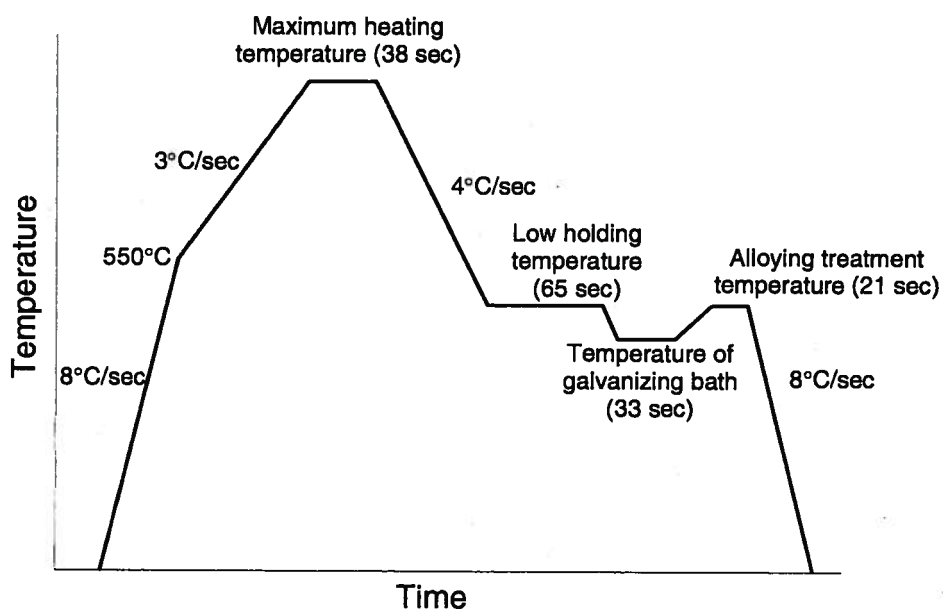


Figure 2



Dev Robinson

(DEV ROBINSON)
OF AMARCHAND & MANGALDAS &
SURESH A. SHROFF & CO.
ATTORNEYS FOR THE APPLICANT

ABSTRACT

HOT-DIP GALVANNEALED HOT-ROLLED STEEL SHEET AND PROCESS FOR PRODUCING SAME

In a high strength hot-dip galvanized hot-rolled steel sheet that has an excellent hole expansibility suitable for a stretch flanging and preferably has a high yield ratio and a tensile strength of at least 650 MPa, a hot-rolled steel sheet used as a base material for plating has a chemical composition comprising: in mass%, C: from at least 0.01 and at most 0.20%; Si: at most 0.50%; Mn: from at least 0.01% to at most 1.30%; P: at most 0.05%; S: at most 0.01%; N: at most 0.01%; Al: at most 0.50%; and Ti: from at least 0.05% to at most 0.50%, and a steel structure consisting of a polygonal ferrite having at least 80 area % and the remainder containing one kind or two or more kinds selected from bainitic ferrite, bainite, pearlite, and cementite.

Figure 1

