Dec. 17, 1935. H. R. TISDALL 2,024,553

BOTTLE HOLDER

Filed May 29, 1933

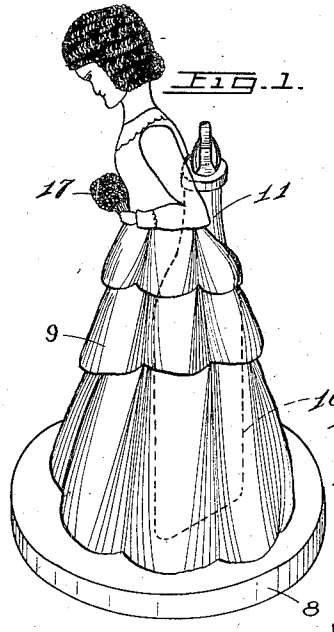

Fig. 1.

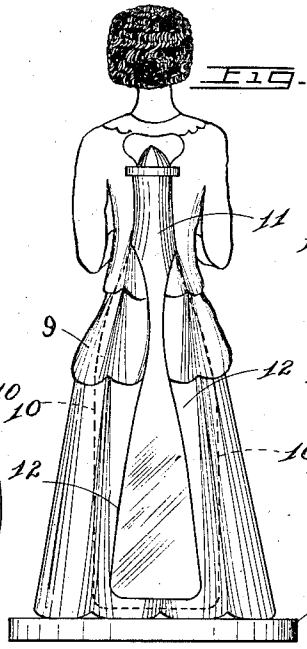

Fig. 2.

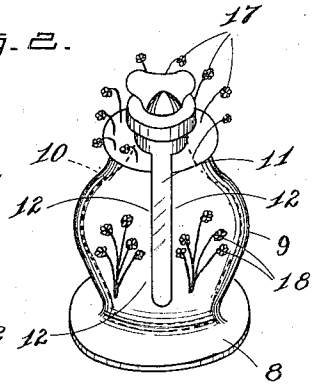

Fig. 6.

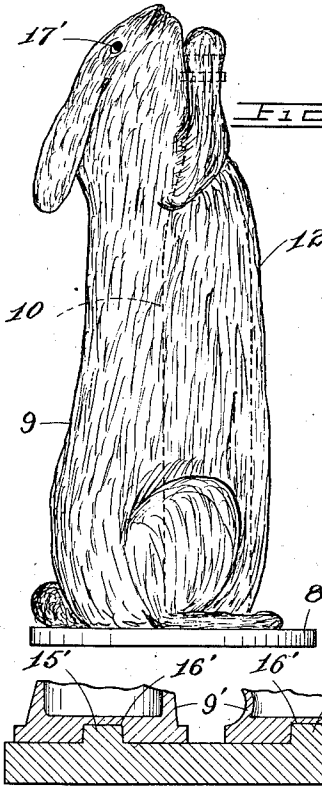

Fig 3

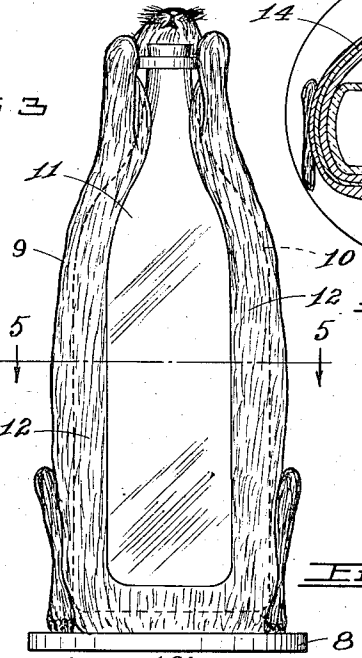

Fig. 4.

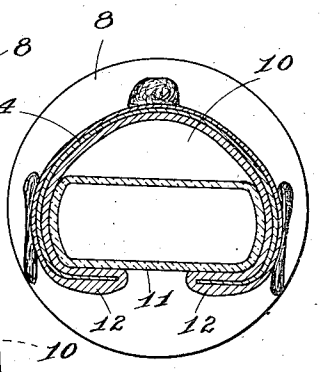

Fig. 5.

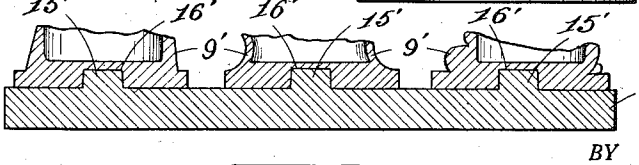

Fig. 7.

INVENTOR.

BY

Harry Radcliff Tisdall

Patented Dec. 17, 1935

2,024,553

UNITED STATES PATENT OFFICE

2,024,553

BOTTLE HOLDER

Harry Radcliff Tisdall, Toronto, Ontario, Canada

Application May 29, 1933, Serial No. 673,404

2 Claims. (Cl. 215—12)

This invention relates to bottle holders and its principal object is to provide a body portion, having a cavity therein and formed from material which will resiliently retain the bottle when positioned in such cavity.

A further object is to provide a bottle holder as referred to in the previous paragraph, the outer contour of the body portion having a predetermined configuration to represent a person, animal or object.

A further object is to provide a bottle holder as referred to in the previous paragraphs, in which a form-shape reinforcing member is embedded in the body portion during the manufacture of the same.

A further object is to provide a bottle holder as previously set forth and in which ornamentations have respective portions thereof inserted in the body portion of the holder and the remaining respective portions of said ornamentations designed to complete the predetermined configuration or add ornamentation to the general structure.

With the foregoing and other objects in view, as will appear as the description proceeds, the invention consists in the novel construction, combination and arrangement of co-operating elements as hereinafter more specifically set forth, claimed and shown in the accompanying drawing forming a part of the present application, in which:

Fig. 1 is a perspective side view of one form of my invention.

Fig. 2 is a back elevation view of the form of my invention shown in Fig. 1.

Fig. 3 is a side elevation view of a modification of my invention.

Fig. 4 is a back elevation view of the form of my invention shown in Fig. 3.

Fig. 5 is a sectional view taken on the line 5—5 of Fig. 4.

Fig. 6 is a perspective view of a further modification of my invention.

Fig. 7 is a sectional view of a base designed to support a plurality of body portions of my bottle holder interchangeable thereon.

Like numerals of reference designate corresponding parts throughout the different views.

8 is a base portion, preferably of disc shape, although I do not wish to limit myself to such shape as the base may be made in any predetermined design or shape to provide a portion, having a flat under surface sufficient to support the hereinafter mentioned body portion in position. 9 is the body portion of my bottle holder, which is preferably formed integral with the base portion 8. The outer contour of the body portion may be of many various predetermined configurations, such as the lady design shown in Figs. 1 and 2; the animal design shown in Figs. 3 and 4; the object or vase design shown in Fig. 6 or it may be, as said, in many other predetermined configurations to provide an attractive design which will appeal to the aesthetic nature.

Preferably, the body portion 9 and base portion 8 will be molded or otherwise formed from a plastic compound, such as rubber or the like. I do not wish to be limited to any particular material, as various materials may be used and found advantageous in the formation of my bottle holder and which will give equally as good results as plastic compounds. The body portion 9 has formed therein a cavity 10 of a predetermined size and shape designed to receive and retain a bottle 11. The body portion 9 has a receiving-slot opening, formed in one side thereof, by which the bottle 11 may be conveniently inserted into the cavity 10. The portions 12, forming the opposite sides relative to said slot, are of sufficient resiliency to permit insertion of the bottle 11 into the cavity 10 and then engage around and retain the bottle 11 therein.

A plastic formation, such as a rubber compound, can be molded to provide the design configuration, with a cavity therein and side portions 12 of sufficient resiliency to conveniently receive and retain a bottle 11 therein. In some cases, it may be desirous to have a form-shape reinforcing member 14 embedded in the plastic material when the same is being formed or cast. This form-shape reinforcing member 14 may be of thin resilient metal, fabric or of any other desired material which will assist in holding the original predetermined configuration of the body portion and yet will provide resilient portions designed to co-act with the portions 12.

Referring to Fig. 7, I provide a base 8' which may be of reasonably large size to accommodate and support a plurality of interchangeable body portions 9'. The base 8' is provided with a plurality of bosses 15' formed on its upper surface and in any predetermined relation relative to each other. The under surface or base portion of each one of the body portions 9' are provided with a boss-receiving opening 16'. The openings 16' and bosses 15' are of such size relative to each other that a snug fit will be provided when the body portion 9' is fitted down over the boss 15' and will be sufficient to hold the body portion in the desired position relative to the base 8'. The

bosses 15' and the boss-receiving openings 16' are of uniform size and shape so that the body portions 9' may be interchangeably positioned on the base 8'.

So as to complete the configuration design or add attraction which will appeal to the aesthetic nature, I provide artificial flowers 17, preferably mounted on wire stems, the end portions of which are inserted in the neck around the top of the vase as shown in Fig. 6. In Fig. 1, the artificial flowers 17 are shown as being held in the hands of the lady configuration. In Fig. 3, the eye 17' of the rabbit configuration is formed on the end of a wire, the opposite end portion of which is inserted into the plastic formation.

The bottle holder of the construction as hereinbefore described (Figs. 1 and 2) will be found very useful and attractively ornamental for use on a lady's dressing table or in a toilet compartment. It will act as a cover to disguise the bottle and at the same time does not eliminate or obstruct convenient pouring from the bottle. The design shown in Figs. 3 and 4 may be used for holding medicine bottles to disguise the same, when it is desirous of giving children medicine. The design shown in Fig. 6 discloses an object configuration, such as a vase. This and like configurations might be carried out most effectively for use in connection with the sale of perfumes, wherein an attractive combination can be made in which the perfume in the bottle 11 is of a flower extract corresponding to the flower ornamentation 18 and artificial flowers 17. Thus, if a lady's birthday were in March, the combination would be violet perfume and a violet configurated and ornamented bottle holder.

In some particular cases a lady may desire an ornamentally designed base 8' on which a plurality of body portions 9', of different configurations, may be arranged so as to provide accommodations for her different toilet lotions and accessories. I do not wish to be limited to the use of retaining a bottle 11 only in the cavity 10, as a tube or container for vanishing cream, facial cream, toilet lotions or the like may be inserted in a cavity particularly designed for such purpose and the same would be within the scope of my invention. By having these body portions 9' removably supported on the base 8', the person can take up and use any one of them as required or the base 8', with a plurality of animal or comic configurated body portions, would be very effective in a nursery.

The foregoing specification and annexed drawing disclose the preferred embodiment of my invention, but it is to be understood that minor changes may be resorted to in the commercial adaptation of my invention without departing from the scope of the invention as hereinafter claimed.

What I claim as new is:

1. A bottle holder comprising a base, a bottle holding body portion rising from the base for a length exceeding that of the bottle to be carried in the holder, said body portion being hollow and presenting unbroken side walls and front wall, the rear wall being divided throughout the length of such wall to provide an opening through which the bottle may be introduced bodily in upright position, the side walls and rear wall being resilient to grip the bottle throughout its length, the unbroken outer surface lending itself to a configuration of any appropriate or desired design which by reason of the superior height of such surface relative to the bottle provides an ornamental appearance completely concealing the bottle except from the rear of the holder.

2. A construction as defined in claim 1 wherein the full walls of the body are provided with an embedded reinforce to prevent permanent distortion of the body on insertion of the bottle.

HARRY RADCLIFF TISDALL.