



US0D1052425S

(12) **United States Design Patent**
Chen

(10) **Patent No.:** **US D1,052,425 S**

(45) **Date of Patent:** **** Nov. 26, 2024**

(54) **JEWELLERY**

(71) Applicant: **Hangbin Chen**, Zhejiang (CN)

(72) Inventor: **Hangbin Chen**, Zhejiang (CN)

(**) Term: **15 Years**

(21) Appl. No.: **29/890,648**

(22) Filed: **Apr. 26, 2023**

(51) **LOC (14) Cl.** **11-01**

(52) **U.S. Cl.**
USPC **D11/1**

(58) **Field of Classification Search**
USPC D11/1-6, 40-42
CPC A44C 25/001-002; A44C 25/007; A44C
7/00; A44C 7/002-009
See application file for complete search history.

(56) **References Cited**

U.S. PATENT DOCUMENTS

D562,718 S *	2/2008	Wong	D11/40
D631,773 S *	2/2011	Parvex	D11/11
D640,155 S *	6/2011	Parvex	D11/3
D748,003 S *	1/2016	Vartanian	D11/40
D748,004 S *	1/2016	Vartanian	D11/40
D748,005 S *	1/2016	Vartanian	D11/42
D748,006 S *	1/2016	Vartanian	D11/42
D818,867 S *	5/2018	Heller	D11/42
D881,741 S *	4/2020	Tang	D11/40
D890,015 S *	7/2020	Tashjian	D11/40
D913,144 S *	3/2021	Yamada	D11/40
D928,648 S *	8/2021	Sakkijah	D11/4
D934,725 S *	11/2021	Tashjian	D11/40
D937,116 S *	11/2021	Silvestri	D11/40
D947,708 S *	4/2022	Tashjian	D11/42
D988,171 S *	6/2023	Sakkijah	D11/4
D1,002,425 S *	10/2023	Tashjian	D11/42
D1,012,762 S *	1/2024	Tashjian	D11/40
D1,015,194 S *	2/2024	Morin	D11/40

D1,026,720 S *	5/2024	Yamada	D11/40
D1,026,721 S *	5/2024	Yamada	D11/40
D1,026,722 S *	5/2024	Yamada	D11/42
D1,027,711 S *	5/2024	Yamada	D11/40

FOREIGN PATENT DOCUMENTS

CN 308787256 * 8/2024

OTHER PUBLICATIONS

Spiked Ear Cuff amandadeer pp. 1-12 2020 https://www.amandadeer.com/products/spiked-ear-cuff?currency=USD&utm_source=google&utm_medium=cpc&utm_campaign=Google%20Shopping&stkn=f2845e28154c (Year: 2020).*

* cited by examiner

Primary Examiner — Kevin K Rudzinski
Assistant Examiner — Evans David Delesline
(74) *Attorney, Agent, or Firm* — Kunzler Bean & Adamson, PC; Michael Bartholomew

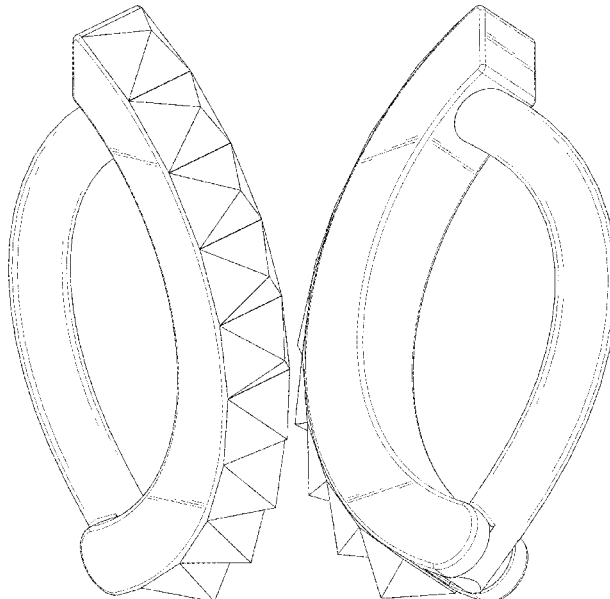
(57) **CLAIM**

The ornamental design for a jewellery as shown and described.

DESCRIPTION

FIG. 1 is a front, left and top perspective view of a jewellery, showing my design.
FIG. 2 is a rear, right and bottom perspective view thereof.
FIG. 3 is a front elevation view thereof.
FIG. 4 is a rear elevation view thereof.
FIG. 5 is a left side elevation view thereof.
FIG. 6 is a right side elevation view thereof.
FIG. 7 is a top plan view thereof.
FIG. 8 is a bottom plan view thereof; and,
FIG. 9 is another front, left and top perspective view of the jewellery in another state.

1 Claim, 9 Drawing Sheets



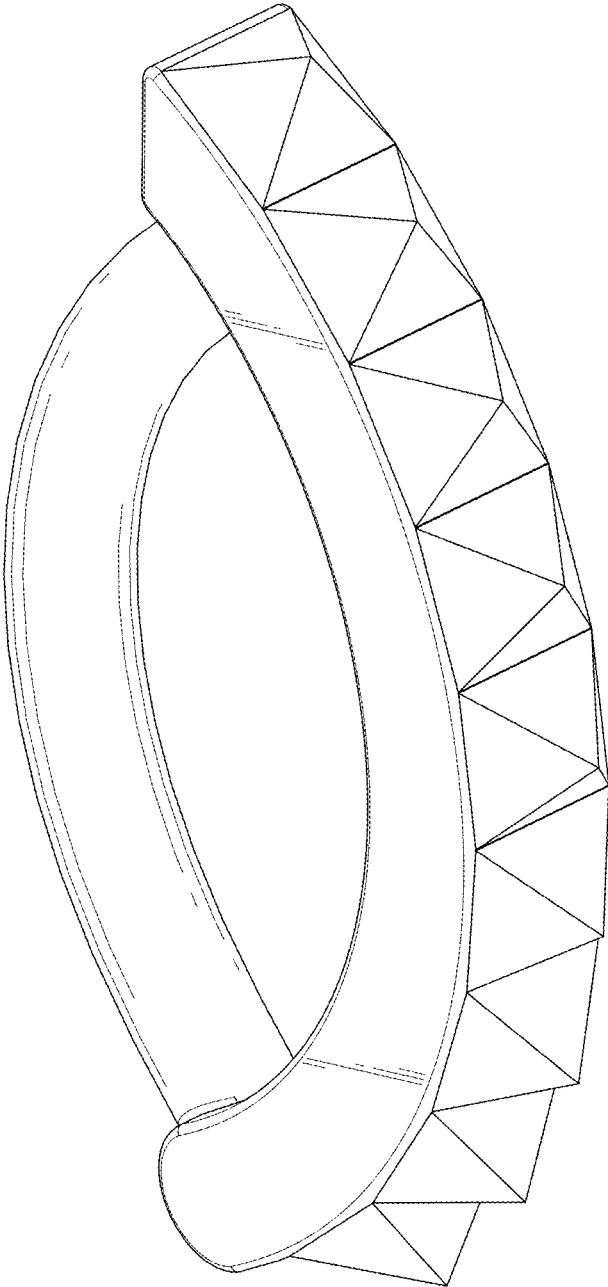


FIG. 1

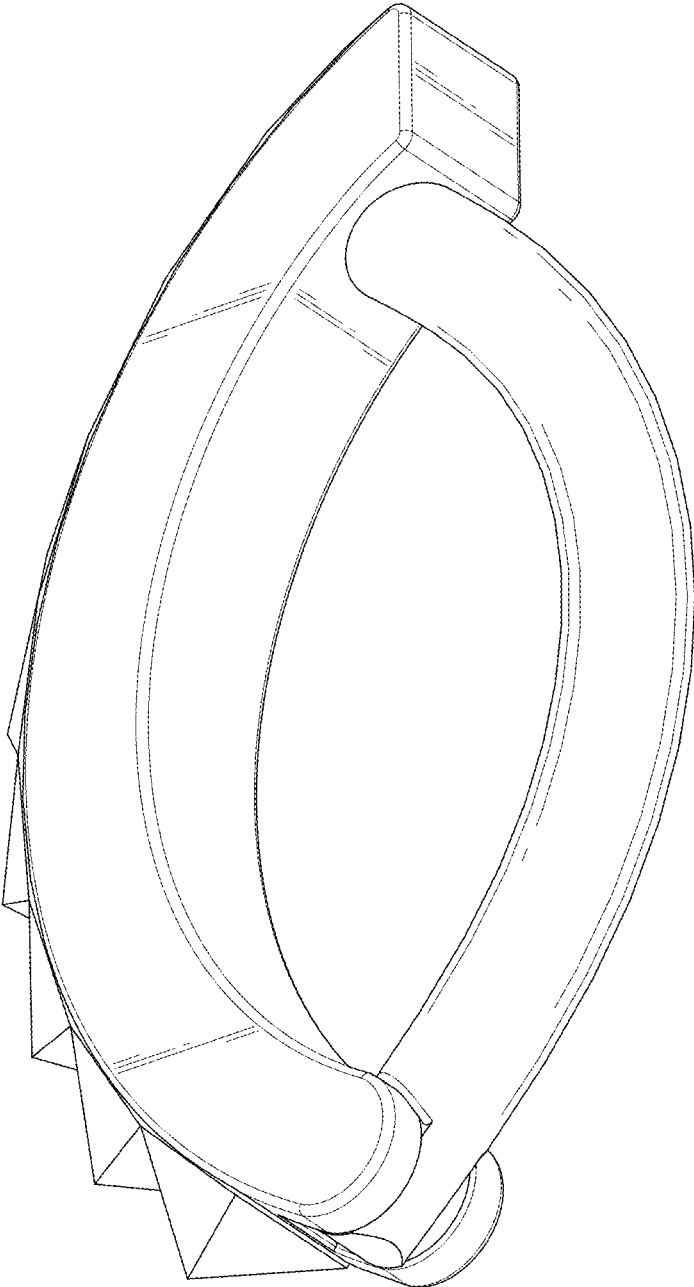


FIG.2

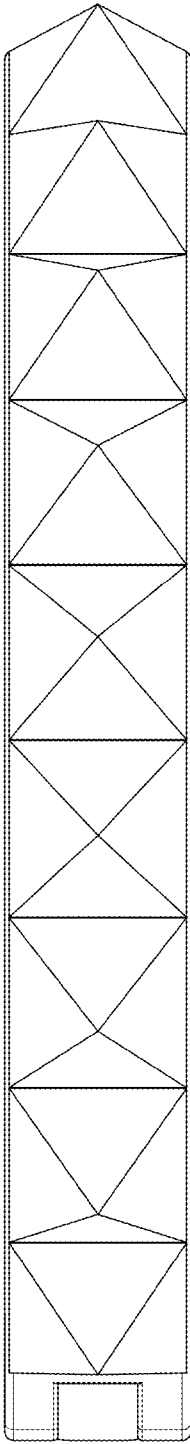


FIG. 3

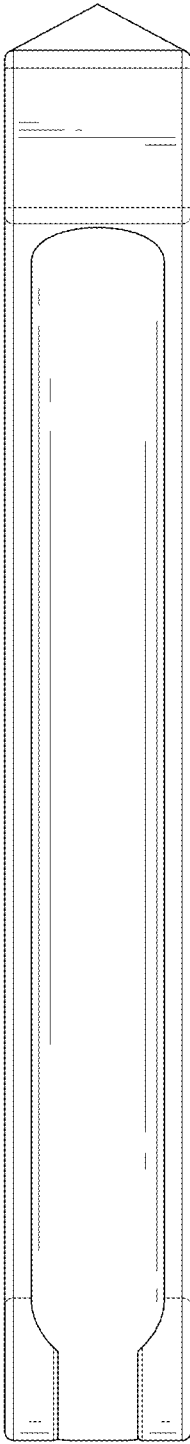


FIG. 4

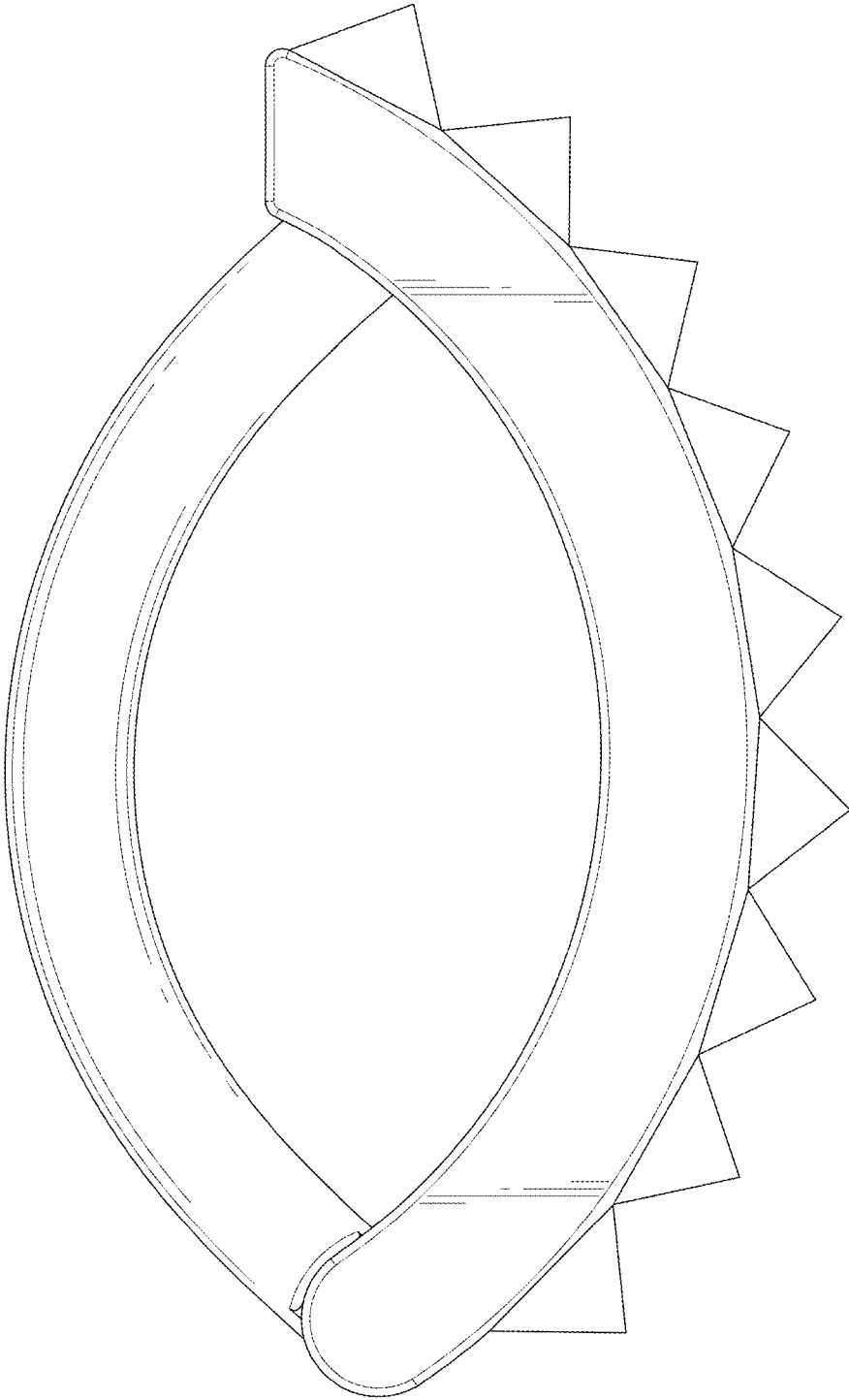


FIG.5

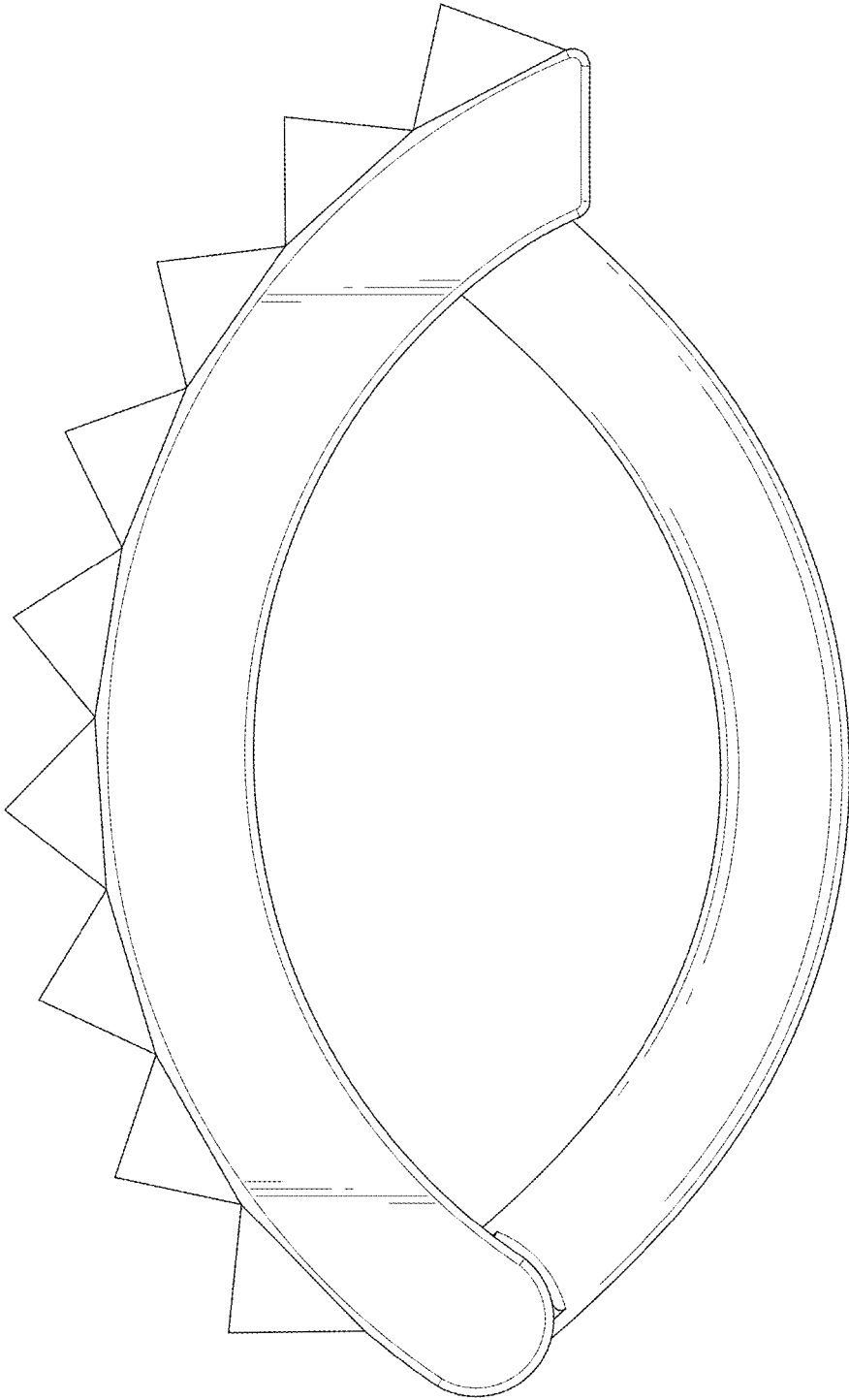


FIG. 6

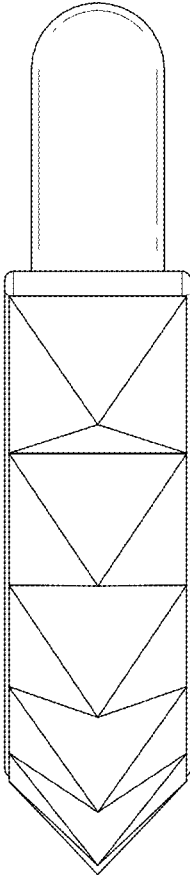


FIG. 7

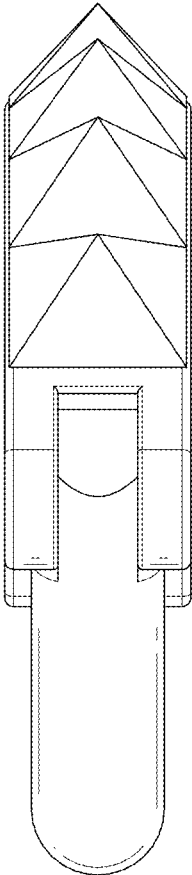


FIG. 8

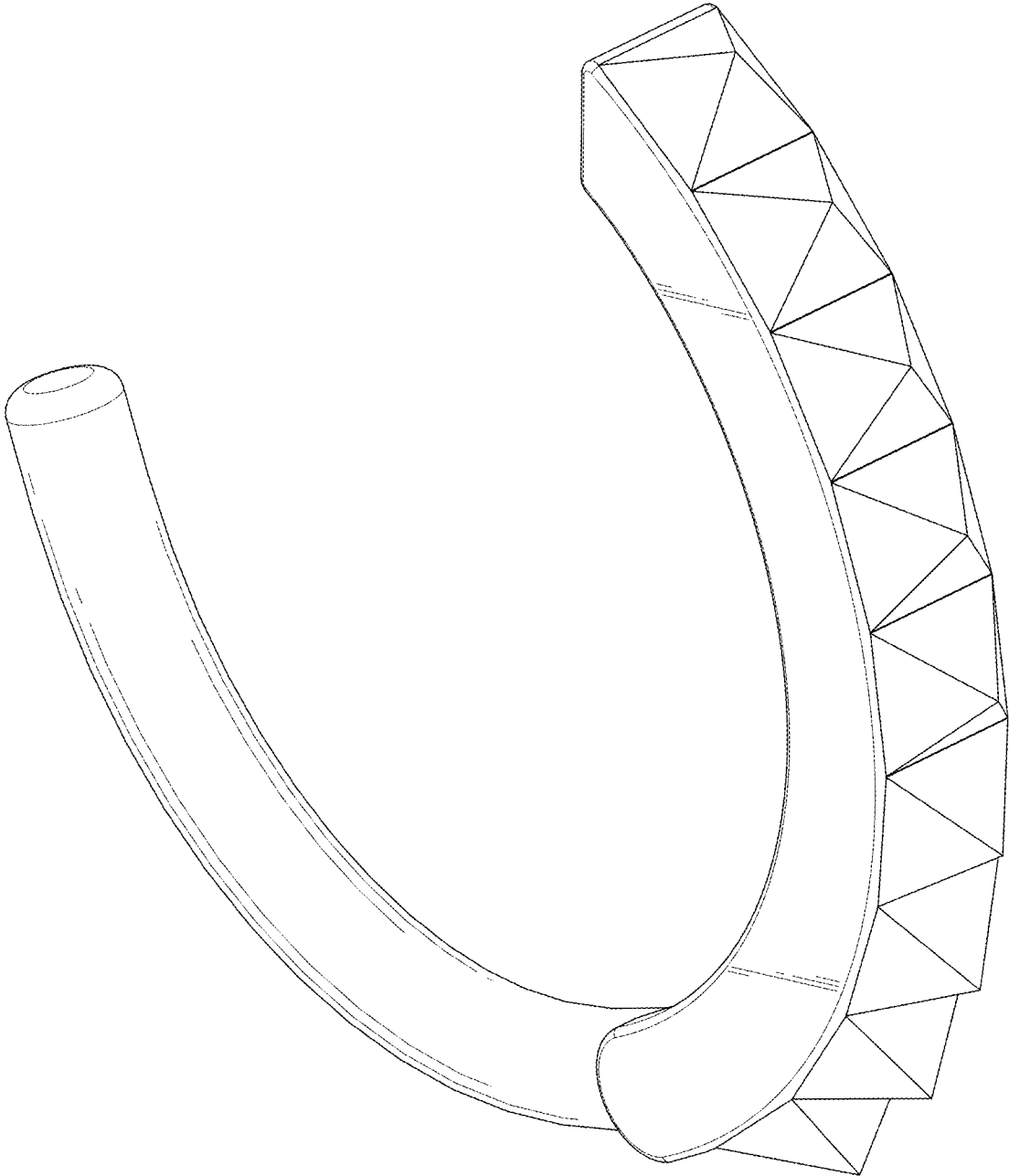


FIG.9