J. W. BONNER.

Shirt-Patterns.

No. 129,521. Patented July 16, 1872.

Fig. 1.

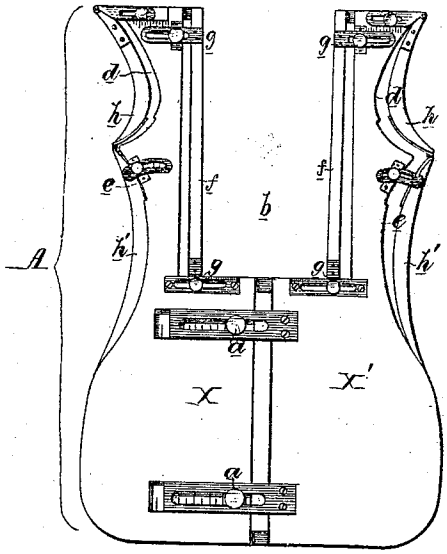

Fig. 3.

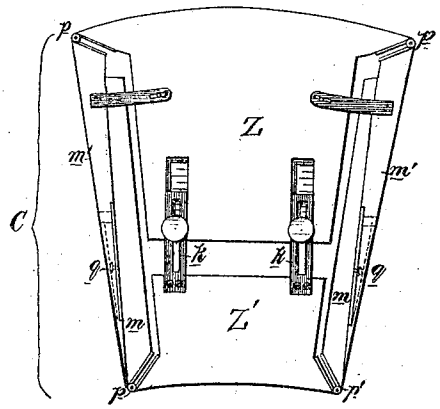

Fig. 2.

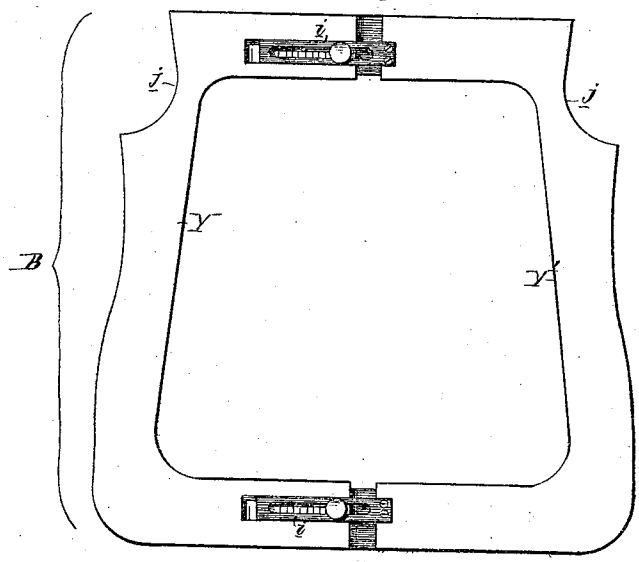

WITNESSES. Harry Smith
Thomas McIlvain

John. W. Bonner
by his Attys
Howson and Son

AM. PHOTO-LITHOGRAPHIC CO. N.Y. (OSBORNE'S PROCESS.)

UNITED STATES PATENT OFFICE.

JOHN W. BONNER, OF PHILADELPHIA, PENNSYLVANIA.

IMPROVEMENT IN SHIRT-PATTERNS.

Specification forming part of Letters Patent No. 129,521, dated July 16, 1872.

Specification describing certain Improvements in Shirt-Patterns, invented by JOHN W. BONNER, of the city and county of Philadelphia, State of Pennsylvania.

Improvement in Shirt-Patterns.

The object of my invention is a universal pattern for the front, back, and sleeves of a shirt, capable of ready and accurate adjustment to the different sizes required. I attain this object by the use of the three separate patterns—illustrated in Figs. 1, 2, and 3 of the drawing—each of which is composed of two or more adjustable sections, connected together by slides and hinges, and so graduated at the connecting-point as to enable the required adjustment to be accurately made after obtaining the usual measurements.

The pattern A, Fig. 1, for the front of the shirt, consists of two main sections, X and X′, connected together by graduated slides and set-screws *a*, which enable the said sections to be adjusted toward or from each other, according as the width of the pattern is to be diminished or increased. The sections are cut away so as to form a recess, *b*, in the center, corresponding to the size and shape of a shirt-bosom, and on the outer edges are curved recesses *d* for the arm-holes; and beneath the latter other curved recesses, *e*. Minor adjustments of the size and shape of the bosom are made by means of strips *f f*, connected to the main sections of the pattern by graduated slides and set-screws *g*, and adjustments at the arm-holes and curved outer edges beneath the same are made by means of curved strips *h* and *h′*, hinged to each other and to the pattern, and also arranged to be adjusted, and held after adjustment by graduated slides and set-screws. The pattern B, Fig. 2, for the back of the shirt, consists of two sections, Y and Y′, connected by graduated adjusting-slides, *i*, and having curved outer edges and arm-hole recesses *j*, corresponding to those of the pattern A. As the back of a shirt must be fuller than the front, the pattern B is made of correspondingly greater width than the pattern A. The sleeve-pattern C, Fig. 3, is adjustable in length only, and consists of two main sections, Z and Z′, connected by graduated slides *k*, and by overlapping strips *m* and *m′*, hinged at *p p′* to the said sections, and connected to each other by slotted plates and pins *q*, the latter permitting the said strips to slip one over the other without separating when the main sections are adjusted toward or from each other, thus insuring a smooth outline at each side of the pattern, and a proper proportioning of the latter whether the sleeve be long or short.

The necessary measurements for any size of shirts are obtained in the usual manner from the body of the wearer, and the patterns are adjusted accordingly, the extent of the adjustments being readily and accurately determined by means of the graduations marked upon or adjacent to the connecting-slides. The patterns, when properly adjusted, are laid upon the fabric, which is marked out from the same and cut in the usual manner.

I claim as my invention—

1. The pattern A for the front of a shirt, composed of adjustable sections X and X′, each provided with strips *f*, *h*, and *h′*, also capable of adjustment.

2. The pattern B for the back of a shirt, composed of two sections, Y and Y′, rendered adjustable toward and from each other, substantially as described.

3. A sleeve-pattern, C, in which adjustable sections Z and Z′ and hinged strips *m* and *m′* are combined, substantially in the manner described.

In testimony whereof I have signed my name to this specification, in the presence of two subscribing witnesses.

JNO. W. BONNER.

Witnesses:

WM. A. STEEL,

HARRY W. DOUTY