



US00D838027S

(12) **United States Design Patent**
Bobel

(10) **Patent No.:** **US D838,027 S**

(45) **Date of Patent:** **** Jan. 8, 2019**

(54) **LIGHT FIXTURE**

(71) Applicant: **Neptun Light, Inc.**, Lake Forest, IL (US)

(72) Inventor: **Andrzej Bobel**, Lake Forest, IL (US)

(**) Term: **15 Years**

(21) Appl. No.: **29/595,776**

(22) Filed: **Mar. 2, 2017**

(51) **LOC (11) Cl.** **26-05**

(52) **U.S. Cl.**
USPC **D26/71**

(58) **Field of Classification Search**
USPC D13/134–136; D26/51, 60–71, 76, 78, D26/80, 85–87, 92, 145; D29/103
CPC F21S 8/036; F21S 8/038; F21S 8/43; F21S 8/81; F21S 8/83; F21S 8/85; F21S 8/86; F21S 8/88; F21S 9/03; F21S 9/035; F21S 9/037; F21S 10/063; F21S 13/10
See application file for complete search history.

(56) **References Cited**

U.S. PATENT DOCUMENTS

7,420,811	B2 *	9/2008	Chan	F21V 29/004	361/707
D580,582	S *	11/2008	Fan	D26/71	
D622,433	S *	8/2010	Waters	D26/71	
D660,495	S *	5/2012	Walker	D26/71	
D666,759	S *	9/2012	Lane	D26/71	
D673,318	S *	12/2012	Lane	D26/71	
D681,250	S *	4/2013	Ruffalo	D26/71	
D683,878	S *	6/2013	Ruffalo	D26/71	
D715,984	S *	10/2014	Durdle	D26/71	

D760,935	S *	7/2016	Jurdana	D26/71	
D764,091	S *	8/2016	Snell	D26/71	
D765,298	S *	8/2016	Frisee	D26/71	
D780,360	S *	2/2017	Bobel	D26/71	
D781,483	S *	3/2017	McCracken	D26/71	
D782,719	S *	3/2017	Snell	D26/71	
D783,875	S *	4/2017	Kaoh	D26/71	
D810,984	S *	2/2018	McCracken, Jr.	D26/71	
D810,985	S *	2/2018	McCracken, Jr.	D26/71	
D820,491	S *	6/2018	Smith	D26/71	
2008/0298062	A1 *	12/2008	Wang	F21S 2/005	362/247
2016/0186970	A1 *	6/2016	Sorenson	F21S 8/086	362/234
2017/0031085	A1 *	2/2017	Lim	F21V 21/116	

* cited by examiner

Primary Examiner — Kevin K Rudzinski

Assistant Examiner — Richard Kearney

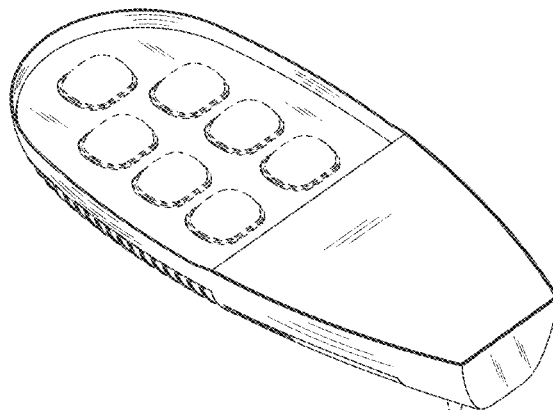
(57) **CLAIM**

The ornamental design for a light fixture, as shown and described.

DESCRIPTION

FIG. 1 is a bottom plan view of the light fixture showing the claimed design;
FIG. 2 is a top plan view thereof;
FIG. 3 is a right side view thereof;
FIG. 4 is a left side view thereof;
FIG. 5 is a rear elevation view thereof;
FIG. 6 is a front elevation view thereof; and,
FIG. 7 is a bottom perspective view thereof.
The broken lines shown in the drawings illustrate portions of the light fixture that form no part of the claimed design.

1 Claim, 7 Drawing Sheets



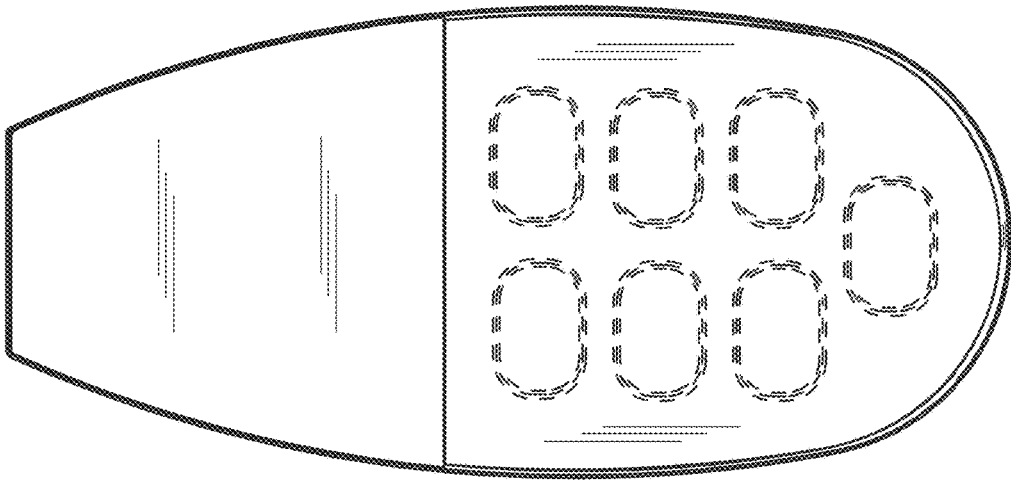


Fig. 1

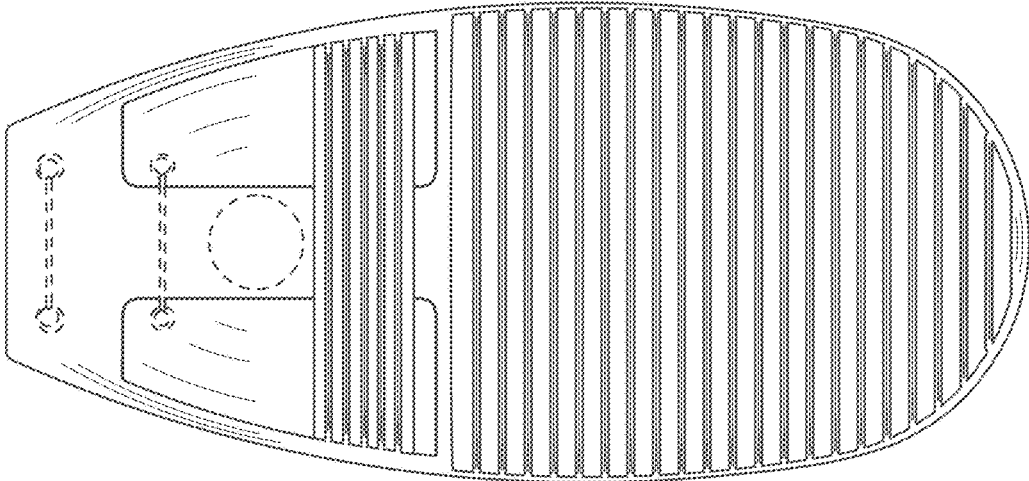


Fig. 2

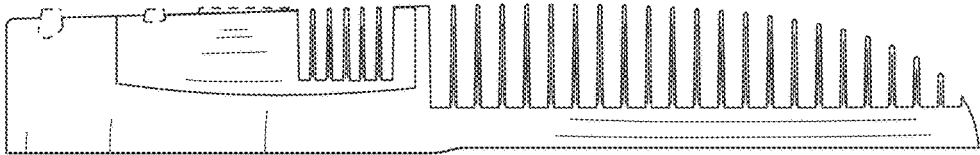


Fig. 3

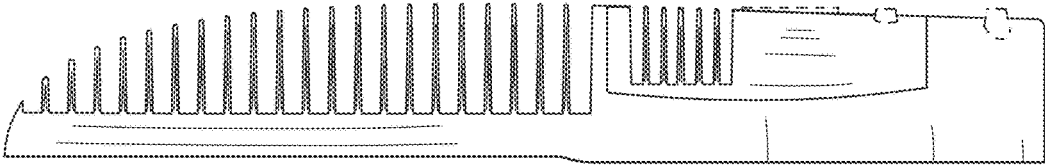


Fig. 4

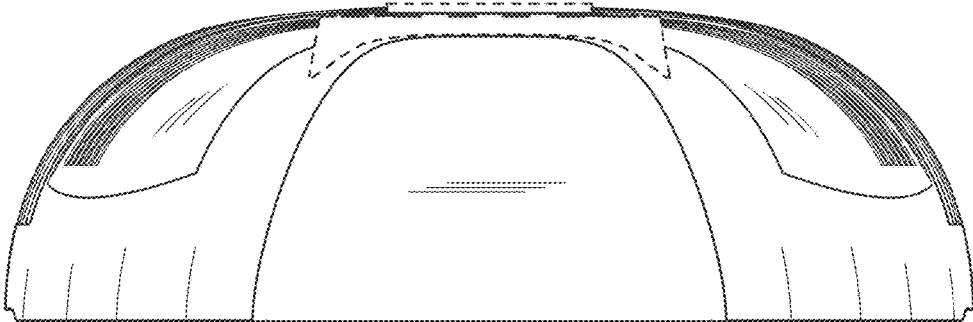


Fig. 5

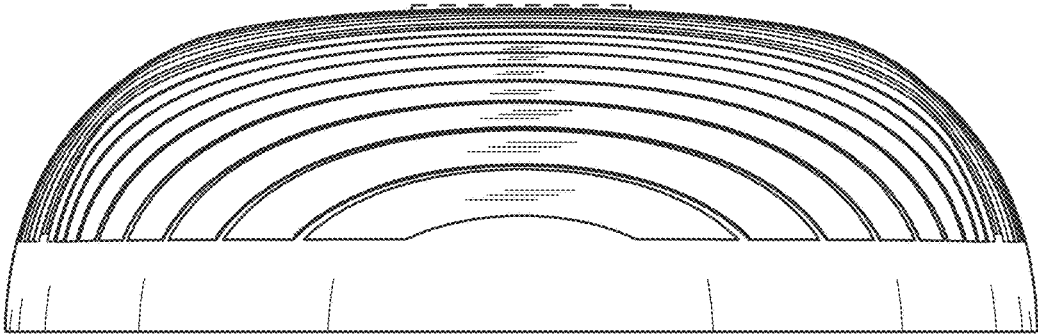


Fig. 6

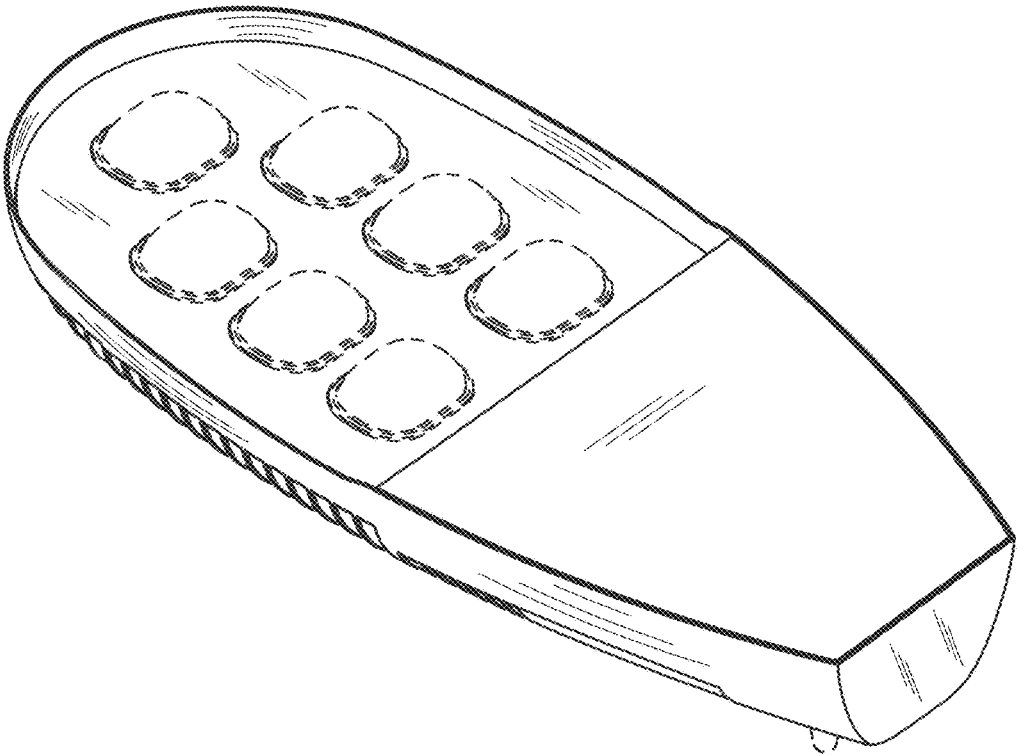


Fig. 7