

(19) World Intellectual Property Organization  
International Bureau



(43) International Publication Date  
28 April 2005 (28.04.2005)

PCT

(10) International Publication Number  
WO 2005/039189 A1

(51) International Patent Classification<sup>7</sup>: H04N 7/26, 5/262

(21) International Application Number:  
PCT/US2004/033713

(22) International Filing Date: 12 October 2004 (12.10.2004)

(25) Filing Language: English

(26) Publication Language: English

(30) Priority Data:  
60/511,026 14 October 2003 (14.10.2003) US

(71) Applicant (for all designated States except US): THOMSON LICENSING S.A. [FR/FR]; 46, Quai A. Le Gallo, F-92100 Boulogne-Billancourt (FR).

(72) Inventors; and

(75) Inventors/Applicants (for US only): BOYCE, Jill, Mac Donald [US/US]; 3 Brandywine Ct., Manalapan, NJ 07726 (US). GOMILA, Cristina [ES/US]; 25C Chestnut Court, Princeton, NJ 08540 (US). LLACH, Joan [GR/US]; 25C Chestnut Court, Princeton, NJ 08540 (US). TOURAPIS,

Alexandros [GR/US]; 20212 Heather Drive, West Windsor, NJ 08550 (US). COOPER, Jeffrey, Allen [US/US]; 11 Toth Lane, Rock Hill, NJ 08540 (US). YIN, Peng [CN/US]; 65 Warwick Road, West Windsor, NJ 08540 (US).

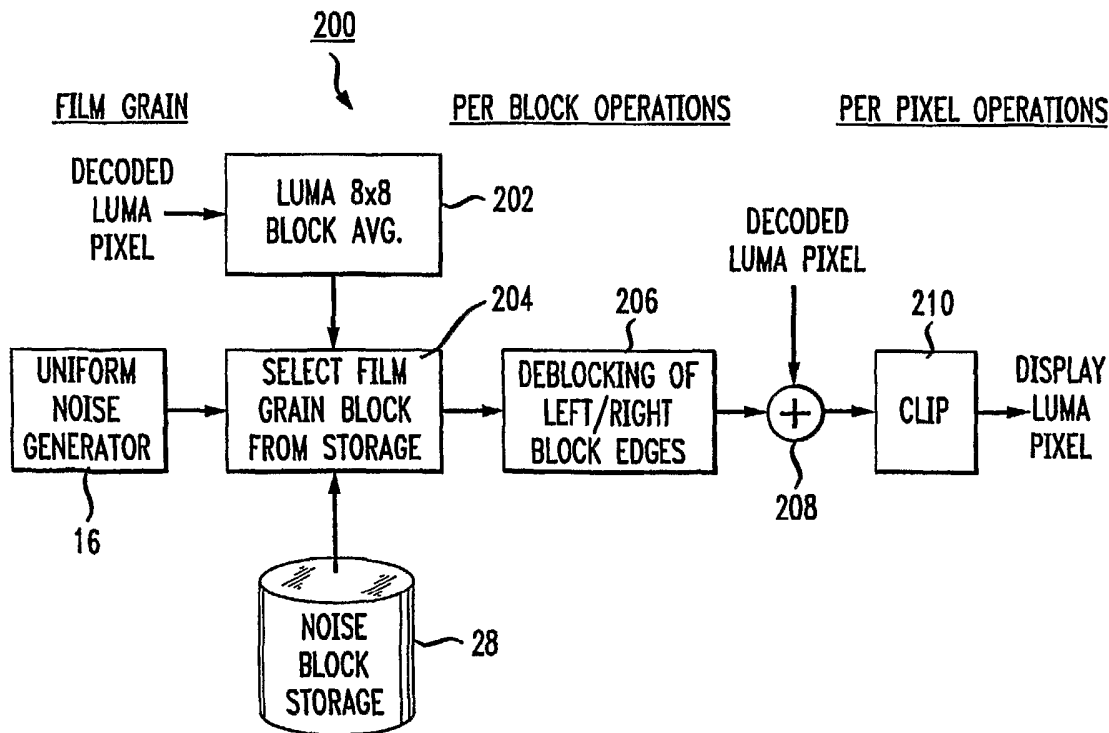
(74) Agents: TRIPOLI, Joseph, S. et al.; Thomson Licensing Inc., 2 Independence Way Suite 2, Princeton, New Jersey 08540 (US).

(81) Designated States (unless otherwise indicated, for every kind of national protection available): AE, AG, AL, AM, AT, AU, AZ, BA, BB, BG, BR, BW, BY, BZ, CA, CH, CN, CO, CR, CU, CZ, DE, DK, DM, DZ, EC, EE, EG, ES, FI, GB, GD, GE, GH, GM, HR, HU, ID, IL, IN, IS, JP, KE, KG, KP, KR, KZ, LC, LK, LR, LS, LT, LU, LV, MA, MD, MG, MK, MN, MW, MX, MZ, NA, NI, NO, NZ, OM, PG, PH, PL, PT, RO, RU, SC, SD, SE, SG, SK, SL, SY, TJ, TM, TN, TR, TT, TZ, UA, UG, US, UZ, VC, VN, YU, ZA, ZM, ZW.

(84) Designated States (unless otherwise indicated, for every kind of regional protection available): ARIPO (BW, GH,

[Continued on next page]

(54) Title: TECHNIQUE FOR BIT-ACCURATE FILM GRAIN SIMULATION



(57) Abstract: The simulation of film grain in an image makes use of parameters contained in a Supplemental Enhancement Information (SEI) message that accompanies the image upon transmission. The SEI message specifies film grain simulation parameters such as the film simulation model, the blending mode, and color space.

WO 2005/039189 A1



GM, KE, LS, MW, MZ, NA, SD, SL, SZ, TZ, UG, ZM, ZW), Eurasian (AM, AZ, BY, KG, KZ, MD, RU, TJ, TM), European (AT, BE, BG, CH, CY, CZ, DE, DK, EE, ES, FI, FR, GB, GR, HU, IE, IT, LU, MC, NL, PL, PT, RO, SE, SI, SK, TR), OAPI (BF, BJ, CF, CG, CI, CM, GA, GN, GQ, GW, ML, MR, NE, SN, TD, TG).

— *before the expiration of the time limit for amending the claims and to be republished in the event of receipt of amendments*

**Published:**

— *with international search report*

*For two-letter codes and other abbreviations, refer to the "Guidance Notes on Codes and Abbreviations" appearing at the beginning of each regular issue of the PCT Gazette.*

## TECHNIQUE FOR BIT-ACCURATE FILM GRAIN SIMULATION

### CROSS-REFERENCE TO RELATED APPLICATIONS

5           This application claims priority under 35 U.S.C. 119(e) to U.S. Provisional Patent Application Serial No. 60/511,026, filed on October 14, 2003, the teachings of which are incorporated herein.

### TECHNICAL FIELD

10

          This invention relates to a technique for simulating film grain in an image.

### BACKGROUND ART

15

          Motion picture films comprise silver-halide crystals dispersed in an emulsion, which is coated in thin layers on a film base. The exposure and development of these crystals form the photographic image consisting of discrete tiny particles of silver. In color negatives, tiny blobs of dye occur on the sites where the silver crystals form following chemical removal of the silver during development of the film stock. These small specks of dye commonly bear

20   the label 'grain' in color film. Grain appears randomly distributed on the resulting image because of the random formation of silver crystals on the original emulsion. Within a uniformly exposed area, some crystals develop after exposure while others do not.

25

          Grain varies in size and shape. The faster the film, the larger the clumps of silver formed and blobs of dye generated, and the more they tend to group together in random

30   patterns. The term "granularity" typically refers to the grain pattern. The naked eye cannot distinguish individual grains, which vary from 0.0002 mm to about 0.002 mm. Instead, the eye resolves groups of grains, referred to as blobs. A viewer identifies these groups of blobs as film grain. As the image resolution becomes larger, the perception of the film grain becomes higher. Film grain becomes clearly noticeable on cinema and High Definition (HD) images, whereas film grain progressively loses importance in Standard Definition (SD) and becomes imperceptible in smaller formats.

          Motion picture film typically contains image-dependent noise resulting either from the physical process of exposure and development of the photographic film or from the

subsequent editing of the images. Photographic film possesses a characteristic quasi-random pattern, or texture, resulting from physical granularity of the photographic emulsion.

Alternatively, simulation of similar pattern can occur in computed-generated images in order to blend them with photographic film. In both cases, this image-dependent noise bears the

5 designation of "film grain." Quite often, moderate grain texture presents a desirable feature in motion pictures. In some instances, the film grain provides visual cues that facilitate the correct perception of two-dimensional pictures. Film grade often varies within a single film to provide various clues as to time reference, point of view, etc. Many other technical and artistic demands exist for controlling grain texture in the motion picture industry. Therefore,  
10 preserving the grainy appearance of images throughout image processing and delivery chain has become a requirement in the motion picture industry.

Several commercially available products have the capability of simulating film grain, often for blending a computer-generated object into natural scene. Cineon® from Eastman Kodak Co, Rochester New York, one of the first digital film applications to implement grain  
15 simulation, produces very realistic results for many grain types. However, the Cineon® application does not yield good performance for many high speed films because of the noticeable diagonal stripes the application produces for high grain size settings. Further, the Cineon® application fails to simulate grain with adequate fidelity when images become subject to prior processing, for example, such as when the images are copied or digitally  
20 processed.

Another commercial product that simulates film grain is *Grain Surgery*™ from Visual Infinity Inc., which is used as a plug-in of Adobe® After Effects®. The *Grain Surgery*™ product appears to generate synthetic grain by filtering a set of random numbers. This approach suffers from disadvantage of a high computational complexity.

25 Thus, a need exists for an efficient film grain simulation technique, which reduces the need for memory bandwidth, and computational effort, thus permitting film grain simulation in cost-sensitive high volume devices, such as set top boxes.

## BRIEF SUMMARY OF THE INVENTION

Briefly, in accordance with a preferred embodiment of the present principles, there is provided a method for simulating film grain in an image block of  $M \times N$  pixels, where  $N$  and  $M$  are integers greater than zero. The method commences by first computing the average of the pixel values within the block of  $M \times N$  pixels. A film grain block of  $M \times N$  pixels is selected from among a pool of previously established blocks containing film grain as a function of the average value of the image block and a random number. Each pixel in the selected film grain block is blended with a corresponding pixel in the image block.

10

## BRIEF DESCRIPTION OF THE DRAWINGS

FIGURE 1 depicts a block schematic drawing of an apparatus for generating pre-established film grain blocks for use in subsequent film grain simulation; and

15

FIGURE 2 depicts a block schematic drawing of an apparatus in accordance with the present principles for simulating film grain on a pixel-by-pixel basis using the pre-established film grain blocks generated by the apparatus of FIG. 1.

## DETAILED DESCRIPTION

## Introduction

5           The method of the present principles simulates film grain in accordance with film grain information transmitted with an image to which simulated grain is blended. In practice, the transmitted image typically undergoes compression (encoding) prior to transmission via one of a variety of well-known compression schemes, such as the H.264 compression scheme. With the transmitted image compressed using the H.264 compression  
10 scheme, transmission of the film grain information typically occurs via a Supplemental Enhancement Information (SEI) message. Pursuant to contributions recently adopted by the standards body responsible for promulgating the H.264 standard, the SEI message can now include various parameters that specify different film grain attributes.

## Constraints on the film grain SEI message parameters

15

The method of the present principles imposes some constraints with regard to the number of parameters and their range of possible values allowed by the H.264 recommendation.

TABLE 1 provides a list of such parameters, including a description of their semantics and the constraints imposed by the present principles.

20

TABLE I

FILM GRAIN PARAMETER	DESCRIPTION & CONSTRAINTS
<b>model_id</b>	This parameter specifies the simulation model. It shall be 0, which identifies the film grain simulation model as frequency filtering.
<b>separate_colour_description_present_flag</b>	This parameter specifies if the color space in which the parameters are estimated is different from the color space in which the video sequence (where the film grain SEI message has been embedded) has been encoded. It shall be 0, which identifies the

	color space for film grain the same than the encoded sequence.
<b>blending_mode_id</b>	This parameter identifies the blending mode used to blend the simulated film grain with the decoded images. It shall be 0, which correspond to an additive blending mode.
<b>log2_scale_factor</b>	This parameter identifies the logarithmic scale factor used to represent the film grain parameters in the SEI message. It shall be in the range [0, 4] to ensure film grain simulation can be performed using 16-bit arithmetic.
<b>comp_model_present_flag[1]</b>	This parameter enables the transmission of film grain parameters for the Cb color component in the YCbCr color space. It shall be 0, since film grain simulation in chroma is not supported.
<b>comp_model_present_flag[2]</b>	This parameter enables the transmission of film grain parameters for the Cr color component in the YCbCr color space. It shall be 0, since film grain simulation in chroma is not supported.
<b>no_intensity_intervals_minus1[0]</b>	This parameter defines the number of intensity intervals for which a specific set of parameters has been estimated. It shall be in the range [0, 7].
<b>intensity_interval_lower_bound[0][i+1], intensity_interval_upper_bound[0][i]</b>	These parameters define the boundaries of the luma intensity intervals for which different film grain parameters are defined. The lower bound of interval i+1 must be greater than the upper bound of interval i because multigenerational film grain is not allowed.

<b>num_model_values_minus1[0]</b>	This parameter specifies the number of model values present for each intensity interval in which the film grain has been modeled. It shall be in the range [0,4] because color correlation is not allowed.
<b>comp_model_value[0][i][0]</b>	This parameter represents the film grain intensity for each luminance intensity interval in which film grain has been modeled. It shall be in the range [0,255] to ensure film grain simulation can be performed using 16-bit arithmetic.

In addition to the previous constraints, the present principles imposes that film grain SEI messages precede I pictures, and only one film grain SEI message can precede a particular I picture. (The presence in the bit stream of **slice\_type** equal to 7 or **nal\_ref\_idc** equal to 5, indicates an I picture.)

All the other parameters of the film grain SEI message have no constraint with respect to the standard specification.

#### 10 Bit-accurate implementation of film grain simulation

Film grain simulation in accordance with the present principles occurs in a two-step process. First, generation of a pool of film grain blocks occurs during initialization, as described in greater detail with respect to FIG. 1. Thereafter, selected film grain portions are added to each luminance pixel of each decoded picture as described with respect to FIG. 2.

FIGURE 1 depicts an apparatus 10 in accordance with an illustrated embodiment of the present principles for generating a pool of film grain blocks for use in film grain simulation. The apparatus 10 typically generates a pool of 128 film grain blocks for each of as many as 8 different luminance intensity intervals. The SEI message field

20 **num\_intensity\_intervals\_minus1[0]** indicates one less than the number of the luminance intensity intervals.

The apparatus 10 accomplishes film grain noise initialization using a specified uniform pseudo-random number polynomial generator 12 and using a specified list of 2048 8-bit Gaussian distributed random numbers stored in a look-up table 14. The look-up table 14 stores random numbers in 2's complement form in the range [-63, 63]. The list of  
5 Gaussian random numbers appears in the Appendix.

According to the bit-accurate specification of the present principles, generation of the film grain blocks begins with the lowest luminance intensity interval. The uniform random number generator 12 generates an index for the Gaussian random number list stored in the look-up table 14 using a primitive polynomial modulo 2 operator,  $x^{18} + x^5 + x^2 + x^1 + 1$ . For  
10 ease of understanding, the term  $x(i, s)$  will indicate the  $i^{\text{th}}$  symbol of the sequence  $x$ , beginning with an initial seed  $s$ . The random number seed becomes reset to 1 upon the receipt of each film grain SEI message.

To form an individual 8x8 film grain block, a random block generator 16 reads 8 lines worth of 8 random numbers from the Gaussian random number look-up table 14. A  
15 random offset, from the random number generator 12, serves to access each line of 8 random numbers. Each line of the block produced by the block generator 16 is generated as following:

index =  $x(i, 1)$   
20 for  $n=0..7$ ,  $B[i\%8][n] = \text{Gaussian\_list}[(\text{index} + n)\%2048]$   
where  $i$  increments for each 8x1 block line.

The 8 x 8 block of random values read by the generator 16 undergoes a transform, typically an integer Discrete Cosine Transform (DCT), performed by an Integer DCT  
25 transform block 18. After the DCT transform, the 8 x 8 random values undergo frequency filtering at a frequency filter 20 in accordance with the cut frequencies specified in the SEI message. Following frequency filtering, the 8 x 8 random values undergo an inverse DCT transform by an inverse integer DCT block 22. A first scaling block 24 scales the pixels on the top and bottom block lines as follows:

30 for  $n=0..7$ ,  $B'[0][n] = (B[0][n] + 1) \gg 1$   
for  $n=0..7$ ,  $B'[7][n] = (B[7][n] + 1) \gg 1$

This process continues until generation of a set of 128 film grain blocks for each luminance intensity interval. Following subsequent scaling by the second scaling block 26, the film grain blocks undergo storage in the film grain pool 28.

## 5 Block and Pixel Operations to Simulate Film Grain

FIGURE 2 illustrates an apparatus 200 in accordance with an illustrative embodiment of the present principles for simulating film grain on a pixel-by-pixel basis using the stored values in the film grain pool 28. The apparatus 200 includes a processing block 202 for  
 10 creating an average of each 8 x 8 block of luma pixel values for comparison to the parameters **intensity\_interval\_lower\_bound[0][i]** and **intensity\_interval\_upper\_bound[0][i]** in the film grain SEI message to determine the correct luminance intensity interval for the current block.

A selector block 204 selects a  $k^{\text{th}}$  film grain block from the pool 28, using the random  
 15 number generated by the uniform random number generator 16 from the polynomial modulo 128 as the block index. Thus, the noise generator 16, which generates uniformly distributed random numbers using a polynomial for the initialization process described with respect to FIG. 1, finds application in the apparatus 200 of FIG. 2 to select film grain blocks, with the random number seed reset to 1 after the pool creation process. If the resulting block index is  
 20 identical to the previous one, the last bit of the index undergoes toggling. Such operation can occur using a bit-wise comparison and an XOR operator (^) as follows:

```

previous_index = index
index = x(k, 1) % 128
25 index ^= (index == previous_index)

```

Following block selection, a deblocking filter 206 deblocks the pixels on the right most column of the previously selected block and on the left most column of the current block. An adder 208 adds the deblocked film grain block to decoded luma pixels. (Since  
 0 two horizontally adjacent blocks are required to perform deblocking, there is a 1-block delay between the block selected in 204 and the block added in 208.) A clipper 210 clips the result within the range [0, 255] for display. Note that film grain noise addition only occurs to luma pixels.

### Scaling of Cut Frequencies

The parameters in the film grain SEI message of TABLE 1 assume the use of a 16 x 16 DCT in the simulation process. In particular, horizontal and vertical high cut frequencies, provided by **comp\_model\_value[0][i][1]** and **comp\_model\_value[0][i][2]**, and horizontal and vertical low cut frequencies, provided by **comp\_model\_value[0][i][3]** and **comp\_model\_value[0][i][4]**, serve to filter the transform coefficients of a block of 16x16 values.

In the illustrated embodiment, the use of 8 x 8 blocks will reduce complexity. Employing an 8 x 8 block transform using cut frequency parameters based on a 16 x 16 transform implies that all the cut frequencies require scaling before the grain generation.

The scaling of the cut frequencies occurs as follows:

$$\text{comp\_model\_value}[0][i][j] = (\text{comp\_model\_value}[0][i][j] + 1) \gg 1$$

where j is in the range [1,4]. Note that the scaling constitutes the equivalent of the integer division, rounded up to the nearest integer.

### Integer Transform and Variance Scaling

The transform used for the frequency filtering corresponds to an 8 x 8 integer approximation to the DCT, using the following transformation matrix:

-10-

$$\mathbf{T}_8 = \begin{pmatrix} 6 & 6 & 6 & 6 & 6 & 6 & 6 & 6 \\ 8 & 7 & 4 & 2 & -2 & -4 & -7 & -8 \\ 7 & 3 & -3 & -7 & -7 & -3 & 3 & 7 \\ 7 & -2 & -8 & -4 & 4 & 8 & 2 & -7 \\ 6 & -6 & -6 & 6 & 6 & -6 & -6 & 6 \\ 4 & -8 & 2 & 7 & -7 & -2 & 8 & -4 \\ 3 & -7 & 7 & -3 & -3 & 7 & -7 & 3 \\ 2 & -4 & 7 & -8 & 8 & -7 & 4 & -2 \end{pmatrix}$$

16-bit arithmetic can be used. The forward integer transformation of a given block of random noise is defined as:

$$5 \quad \tilde{\mathbf{B}} = (((\mathbf{T}_8 \times \mathbf{B} + 8) \gg 4) \times \mathbf{T}_8^T + 8) \gg 4$$

with 11 bits used for  $\tilde{\mathbf{B}}$ .

The inverse integer transform is defined as:

$$10 \quad \mathbf{B} = (\mathbf{T}_8^T \times \tilde{\mathbf{B}} \times \mathbf{T}_8 + 128) \gg 8$$

with 8 bits used for B.

Following the inverse transform, the block B undergoes scaling as follows, assuming it is in the  $k^{\text{th}}$  luminance intensity interval,

15

$$\text{val} = \mathbf{B}(i, j) * \text{comp\_model\_value}[0][k][0]$$

$$\mathbf{B}'(i, j) = (((\text{val} - (\text{val} \gg 4) + 2^{\log_2 \text{scale\_factor} - 1}) \gg \log_2 \text{scale\_factor}) + 16) \gg 5$$

where the operation  $(\text{val} - (\text{val} \gg 4))$  compensates the scaling of the integer transform;

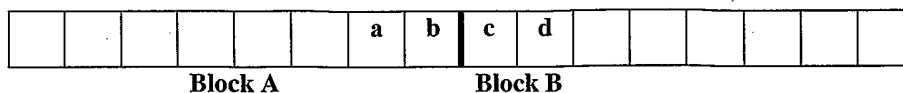
20  $\log_2 \text{scale\_factor}$ , transmitted in the SEI message, scales  $\text{comp\_model\_value}[0][k][0]$ ; and 5 scales the Gaussian numbers provided in the Appendix.

Deblocking filter 206

25

As indicated, the film grain simulation apparatus of FIG. 2 includes a deblocking filter 206 for smoothing blocking artifacts resulting from the small size of the transform. In

the illustrated embodiment, the deblocking filter 206 takes the form of a 3-tap filter applied to all pixels bordering the 8x8 block left and right edges. Given a row of pixels belonging to two adjacent 8x8 blocks, the transition between blocks being located between pixels b and c,



5

application of the deblocking occurs as follows:

$$b' = (a + (b \ll 1) + c) \gg 2$$

10

$$c' = (b + (c \ll 1) + d) \gg 2$$

where b' and c' replace the value of the original pixels b and c, respectively. Deblocking of the left and right block edges occurs for every film grain block before addition to the decoded image.

15

The foregoing describes a technique for simulating film grain in an image.

1

Appendix

The list of the 2048 Gaussian distributed random numbers are:

```
char Gaussian[2048] = {
0xFB, 0x05, 0x33, 0xFB, 0x14, 0xEF, 0x06, 0x1D, 0x26, 0x30, 0xD5, 0x01, 0x20, 0xD9, 0x16, 0x1B,
0xE7, 0x0A, 0x06, 0xFB, 0xF6, 0xF7, 0x10, 0xC1, 0x08, 0xFE, 0xCC, 0x09, 0x09, 0x23, 0x17, 0xFB,
0xED, 0x15, 0xFF, 0x25, 0xDF, 0x1A, 0xD3, 0x10, 0xE9, 0x0A, 0xFF, 0xE5, 0x18, 0x00, 0xE4, 0xEC,
0x00, 0x3C, 0xC1, 0xCB, 0xE8, 0x04, 0x07, 0x3F, 0x3D, 0x36, 0x19, 0x3F, 0x00, 0x03, 0x38, 0x09,
0x0E, 0x06, 0x26, 0x38, 0x28, 0xE2, 0xC1, 0x37, 0xE7, 0xF2, 0x01, 0xE8, 0xF5, 0x1D, 0xF2, 0xDC,
0x05, 0x38, 0x21, 0x27, 0xFF, 0xC7, 0xD5, 0xFE, 0xFE, 0x14, 0x1D, 0xD8, 0x18, 0xF3, 0xF1, 0xEF,
0xCC, 0x19, 0x08, 0xF4, 0xEF, 0xFA, 0xF9, 0xC1, 0xE5, 0xF5, 0xE5, 0xC1, 0xC8, 0x02, 0xF4, 0xDC,
0x3F, 0x3F, 0xFF, 0x14, 0x2B, 0xE0, 0xF9, 0x1B, 0x09, 0x2D, 0xD8, 0xE0, 0xE0, 0x11, 0xFD, 0xE5,
0x31, 0xFD, 0x2C, 0x3E, 0xF3, 0x2D, 0x00, 0x1F, 0x1D, 0xF9, 0xF5, 0x38, 0xF0, 0x3A, 0x06, 0x0C,
0x19, 0xF8, 0x35, 0xFD, 0x1A, 0x13, 0xEF, 0x08, 0xFD, 0x02, 0xD3, 0x03, 0x1F, 0x1F, 0xF9, 0x13,
0xEE, 0x09, 0x1B, 0x08, 0xE7, 0x13, 0x10, 0xEE, 0x3E, 0xED, 0xC5, 0x08, 0xF1, 0x00, 0x09, 0x31,
0x1E, 0x32, 0xFA, 0xDC, 0xF8, 0xE7, 0x31, 0x01, 0x01, 0x1D, 0x10, 0xFF, 0xFF, 0x04, 0xEC, 0xCC,
0xEE, 0x06, 0x3F, 0x07, 0xC1, 0xF1, 0xD5, 0xED, 0xE5, 0x16, 0xEC, 0x25, 0x0B, 0xF7, 0xF5, 0xDD,
0x25, 0xE6, 0x00, 0x10, 0xEA, 0x08, 0xD2, 0x1D, 0xE0, 0xDF, 0x1B, 0xCE, 0xF2, 0xD5, 0xEF, 0xD2,
0x21, 0x02, 0xDC, 0xE2, 0x2E, 0xEB, 0x06, 0xF4, 0xEE, 0xC1, 0xF8, 0x07, 0xC1, 0x1F, 0x11, 0x0F,
0x2E, 0x08, 0xE7, 0xE3, 0x23, 0x26, 0x28, 0x3F, 0x3F, 0x1E, 0x10, 0xCC, 0xD2, 0x00, 0x00, 0x25,
0xDE, 0x23, 0x3F, 0xF7, 0xC9, 0x0E, 0x0B, 0x07, 0x01, 0x13, 0x2D, 0x02, 0x14, 0x00, 0xFE, 0x13,
0x07, 0x38, 0xF2, 0xEE, 0x19, 0x15, 0x35, 0x0D, 0x3B, 0x03, 0xD9, 0x0C, 0xDE, 0xF6, 0x2E, 0xFB,
0x00, 0x09, 0x14, 0xE7, 0x27, 0xC1, 0xEB, 0x3F, 0x08, 0x05, 0xF6, 0x0F, 0xE7, 0x0D, 0xD4, 0xD3,
0xED, 0xF7, 0xFC, 0x0C, 0xC6, 0x23, 0xF4, 0xEB, 0x00, 0x05, 0x2A, 0xCB, 0x13, 0xF0, 0xC1, 0x17,
0x19, 0xF4, 0xF6, 0x16, 0x00, 0x07, 0xEF, 0xDE, 0x00, 0xDC, 0x0C, 0xFD, 0x00, 0x0E, 0xFF, 0x16,
0x10, 0xF0, 0x3A, 0xEA, 0x27, 0xF5, 0xF8, 0xCA, 0xFB, 0xDD, 0x2C, 0xE9, 0x0B, 0xD3, 0x3B, 0xEE,
0x18, 0xC1, 0x1D, 0x10, 0xD8, 0xFB, 0xF8, 0xFD, 0x16, 0xC1, 0xF9, 0x2C, 0x3F, 0x08, 0x31, 0xED,
0xF0, 0x12, 0x15, 0xED, 0xF1, 0xF6, 0x34, 0xF7, 0x09, 0x09, 0xE3, 0xFC, 0x0F, 0x00, 0xC1, 0x10,
0x3F, 0xD6, 0x25, 0x0B, 0xEC, 0xE8, 0xC1, 0xCB, 0xF9, 0x16, 0xDB, 0x00, 0x0E, 0xF7, 0x14, 0xDE,
0xED, 0x06, 0x3F, 0xFF, 0x02, 0x0A, 0xDC, 0xE3, 0xC1, 0xFF, 0xFF, 0xE6, 0xFE, 0xC5, 0x2E, 0x3B,
0xD8, 0xE8, 0x00, 0x09, 0xEA, 0x21, 0x26, 0xFA, 0xF6, 0xC1, 0x11, 0xEC, 0x1B, 0x3B, 0xFE, 0xC7,
0xF5, 0x22, 0xF9, 0xD3, 0x0C, 0xD7, 0xEB, 0xC1, 0x35, 0xF4, 0xEE, 0x13, 0xFD, 0xFD, 0xD7, 0x02,
0xD5, 0x15, 0xEF, 0x04, 0xC1, 0x13, 0x22, 0x18, 0xE1, 0x24, 0xE8, 0x36, 0xF3, 0xD4, 0xE9, 0xED,
0x16, 0x18, 0xFF, 0x1D, 0xEC, 0x28, 0x04, 0xC1, 0xFC, 0xE4, 0xE8, 0x3E, 0xE0, 0x17, 0x11, 0x3A,
0x07, 0xFB, 0xD0, 0x36, 0x2F, 0xF8, 0xE5, 0x22, 0x03, 0xFA, 0xFE, 0x18, 0x12, 0xEA, 0x3C, 0xF1,
0xDA, 0x14, 0xEA, 0x02, 0x01, 0x22, 0x08, 0xD9, 0x00, 0xD9, 0x02, 0x3F, 0x15, 0x0D, 0x3F, 0xC1,
0x0D, 0xE5, 0xF3, 0x1B, 0x37, 0x17, 0x35, 0x00, 0xDA, 0x00, 0x1A, 0xFC, 0xF5, 0xEB, 0x3D, 0x36,
0x3F, 0x32, 0x21, 0x17, 0x02, 0x00, 0x3D, 0xFA, 0xE5, 0xF0, 0xE8, 0x2C, 0x20, 0xCC, 0xFE, 0x2F,
```

0xE6, 0x1F, 0x16, 0x0E, 0x17, 0x09, 0xEF, 0x07, 0x14, 0x17, 0xD0, 0xF4, 0x2F, 0xDB, 0x3F, 0xC7,  
0x3F, 0xDF, 0x00, 0xF8, 0x19, 0xD1, 0x17, 0x05, 0x11, 0xEA, 0xDB, 0x2C, 0xCB, 0xFC, 0xE4, 0xF2,  
0xCA, 0xF4, 0x3F, 0xE2, 0xFA, 0x26, 0xEA, 0x08, 0x09, 0x29, 0xF5, 0x04, 0x3F, 0xDF, 0x1A, 0x01,  
0x0C, 0x06, 0x37, 0x15, 0xC8, 0xF5, 0x05, 0xF4, 0x29, 0x21, 0xFA, 0x25, 0xC3, 0x1D, 0x3F, 0xFB,  
0x31, 0xF7, 0x1F, 0xED, 0x1A, 0x04, 0x03, 0x1E, 0xE5, 0x01, 0xE4, 0x38, 0xCC, 0xE3, 0x01, 0xFC,  
0xE9, 0x24, 0x2A, 0xE5, 0xEF, 0x06, 0x3B, 0x0D, 0x2E, 0xDD, 0x06, 0xCF, 0xDD, 0xF6, 0x0E, 0x23,  
0xD1, 0x09, 0xE6, 0x20, 0xFA, 0xE1, 0xF4, 0x20, 0x24, 0xFC, 0x3F, 0x00, 0xC1, 0x33, 0xF6, 0xDC,  
0xC9, 0xCD, 0xFD, 0x0E, 0xEC, 0xF6, 0xE3, 0xF2, 0xF4, 0x09, 0xFE, 0xE7, 0x2F, 0xE3, 0xD1, 0xEE,  
0x11, 0x09, 0xDE, 0x3F, 0xF7, 0xC1, 0xF5, 0xC5, 0xE6, 0x12, 0x25, 0xC1, 0x00, 0xFB, 0xC5, 0xE6,  
0xF3, 0x13, 0x22, 0x08, 0x08, 0xC7, 0x2C, 0x1F, 0x0C, 0x12, 0xF5, 0x18, 0xCE, 0xF1, 0xFC, 0xD1,  
0xE6, 0x02, 0x2E, 0xF5, 0xE8, 0xFC, 0x19, 0x01, 0xDB, 0xD4, 0xFB, 0xED, 0x3F, 0xD5, 0xF5, 0x09,  
0x0A, 0x38, 0x25, 0x19, 0xF1, 0x2E, 0xE1, 0x03, 0xFB, 0x17, 0x12, 0x32, 0xEB, 0xF8, 0xE6, 0xFD,  
0xEE, 0xDA, 0xF1, 0xF6, 0x1F, 0x0F, 0x1F, 0x0A, 0xC1, 0x0F, 0x1F, 0x12, 0x33, 0xD6, 0xFC, 0x26,  
0x27, 0x1D, 0xD9, 0xFD, 0x11, 0x04, 0x28, 0xF4, 0xFC, 0x01, 0xF8, 0x23, 0x3F, 0x29, 0xD5, 0x1B,  
0x09, 0xC5, 0xC3, 0x12, 0x05, 0x3F, 0x1C, 0xE5, 0x38, 0x06, 0x0C, 0x10, 0xFA, 0xE9, 0x0A, 0xFA,  
0x02, 0x1C, 0x0D, 0x0C, 0x0C, 0xFB, 0xEE, 0x12, 0xD2, 0x26, 0x28, 0x04, 0x19, 0x06, 0x21, 0xFA,  
0x00, 0x10, 0x16, 0xDB, 0x10, 0xED, 0xF5, 0xE8, 0xC1, 0xF3, 0x0F, 0xFC, 0x11, 0x06, 0x23, 0x06,  
0x1C, 0x05, 0xE6, 0xD6, 0x1A, 0xEA, 0xEF, 0x00, 0x3F, 0x05, 0xDF, 0xEA, 0x17, 0xC7, 0x01, 0x05,  
0x1C, 0xEF, 0x3B, 0xF7, 0xE2, 0x1A, 0xE3, 0xC1, 0xE8, 0xF5, 0x01, 0xFE, 0x08, 0xD8, 0xFE, 0x3F,  
0x0C, 0x27, 0x21, 0x1F, 0xF4, 0x06, 0xE0, 0xEE, 0xC1, 0xF2, 0x0A, 0xE1, 0x20, 0xE6, 0xEC, 0x36,  
0xE1, 0x07, 0xF6, 0x06, 0x0E, 0xE1, 0x0A, 0x0D, 0x2F, 0xEA, 0xE3, 0xC6, 0xFC, 0x27, 0xE8, 0x0B,  
0xEB, 0xF8, 0x17, 0xE9, 0xC4, 0xEF, 0xF2, 0xE6, 0xEA, 0x0E, 0x3F, 0xFA, 0x18, 0xFC, 0xC1, 0x25,  
0xF3, 0xF5, 0x2C, 0x1D, 0x05, 0xD1, 0x28, 0xE3, 0x1D, 0x1E, 0xF4, 0x14, 0xD3, 0xFF, 0xF6, 0xE3,  
0xEA, 0xE3, 0xF5, 0xE6, 0x23, 0xF2, 0x21, 0xF1, 0xF5, 0x07, 0xF8, 0xDF, 0xF4, 0xF2, 0xE2, 0x17,  
0x12, 0x08, 0x07, 0xEE, 0xF5, 0xFB, 0x04, 0xF3, 0xF7, 0x1D, 0x16, 0xE8, 0xE9, 0xFF, 0xF6, 0xD8,  
0x0E, 0xDF, 0xC1, 0x25, 0x32, 0x02, 0xF8, 0x30, 0x11, 0xE0, 0x14, 0xE7, 0x03, 0xE3, 0x0B, 0xE4,  
0xF7, 0xF4, 0xC5, 0xDC, 0x2D, 0x07, 0xF9, 0x27, 0xF0, 0xD9, 0xC1, 0xEF, 0x14, 0x26, 0xD7, 0x00,  
0x1B, 0x0B, 0xDB, 0x3F, 0xF8, 0xF6, 0x06, 0x0F, 0x1B, 0xC8, 0xC1, 0x2C, 0x1B, 0x1E, 0x06, 0x1B,  
0xFA, 0xC8, 0xF9, 0x0F, 0x18, 0xDF, 0xF8, 0x2D, 0xFC, 0x00, 0x0A, 0x22, 0xDD, 0x31, 0xF7, 0xC8,  
0x20, 0xD3, 0xFC, 0xFC, 0xDD, 0x3F, 0x19, 0xD8, 0xE8, 0x0C, 0x1E, 0xE2, 0xC9, 0x03, 0xEC, 0x3F,  
0x2B, 0xE0, 0x35, 0xC1, 0xFE, 0x11, 0xF9, 0x14, 0xE8, 0x06, 0x06, 0x24, 0xCE, 0xF3, 0x26, 0x3F,  
0xFD, 0xCE, 0x2C, 0x12, 0x3C, 0x2C, 0xC2, 0xE3, 0x06, 0xD2, 0xC7, 0x0A, 0xDF, 0xD5, 0xD1, 0xC5,  
0x15, 0xF2, 0xF1, 0x08, 0x02, 0xE6, 0xE2, 0x0A, 0xEB, 0x05, 0xDA, 0xE3, 0x06, 0x0E, 0x01, 0x03,  
0xDC, 0x13, 0xE3, 0xFB, 0x36, 0xE6, 0x14, 0x21, 0xFA, 0xC1, 0xC1, 0xE8, 0x0B, 0x0E, 0x17, 0x11,  
0x2D, 0x11, 0xF0, 0x39, 0xE7, 0xF0, 0xE7, 0x2D, 0x03, 0xD7, 0x24, 0xF4, 0xCD, 0x0C, 0xFB, 0x26,  
0x2A, 0x02, 0x21, 0xD8, 0xFA, 0xF8, 0xF0, 0xE8, 0x09, 0x19, 0x0C, 0x04, 0x1F, 0xCD, 0xFA, 0x12,  
0x3F, 0x38, 0x30, 0x11, 0x00, 0xF0, 0xE5, 0x3F, 0xC3, 0xF0, 0x1E, 0xFD, 0x3B, 0xF0, 0xC1, 0xE6,  
0xEB, 0x1F, 0x01, 0xFE, 0xF4, 0x23, 0xE4, 0xF0, 0xEB, 0xEB, 0x10, 0xE4, 0xC1, 0x3F, 0x0C, 0xEF,  
0xFB, 0x08, 0xD8, 0x0E, 0xE4, 0x14, 0xC1, 0xC1, 0x0A, 0xE9, 0xFB, 0xEF, 0xE1, 0xE7, 0xF0, 0xD8,  
0x27, 0xDA, 0xDC, 0x04, 0x0D, 0xDC, 0xFC, 0xDB, 0xD6, 0xD6, 0xE4, 0x0C, 0x27, 0xFC, 0xD0, 0x11,

0xE0, 0x04, 0xE3, 0x07, 0x00, 0xEC, 0x10, 0xD5, 0xEA, 0x08, 0xFF, 0xFC, 0x1D, 0x13, 0x05, 0xCA,  
0xED, 0x0B, 0x10, 0x08, 0xF2, 0x01, 0x19, 0xCA, 0xFE, 0x32, 0x00, 0x20, 0x0B, 0x00, 0x3F, 0x1E,  
0x16, 0x0C, 0xF1, 0x03, 0x04, 0xFD, 0xE8, 0x31, 0x08, 0x15, 0x00, 0xEC, 0x10, 0xED, 0xE6, 0x05,  
0xCA, 0xF7, 0x1C, 0xC1, 0x22, 0x0D, 0x19, 0x2E, 0x13, 0x1E, 0xE7, 0x16, 0xED, 0x06, 0x2A, 0x3C,  
0x0D, 0x21, 0x16, 0xC9, 0xD7, 0xFF, 0x0F, 0x12, 0x09, 0xEE, 0x1D, 0x23, 0x13, 0xDA, 0xE9, 0x1D,  
0xD9, 0x03, 0xE1, 0xEF, 0xFA, 0x1E, 0x14, 0xC1, 0x23, 0xFE, 0x0B, 0xE5, 0x19, 0xC1, 0x21, 0xFE,  
0xEC, 0x0E, 0xE1, 0x1D, 0xFF, 0x00, 0xF7, 0xEA, 0xD2, 0xD8, 0xD0, 0xF9, 0xE6, 0xFB, 0xFB, 0xDA,  
0x06, 0x00, 0x03, 0xDF, 0xC1, 0x3F, 0xF3, 0x0D, 0xFA, 0x08, 0xFA, 0xF3, 0x00, 0x04, 0xE9, 0xF0,  
0xF9, 0x0D, 0xF1, 0xE3, 0x1D, 0x26, 0xC4, 0x0D, 0x13, 0xE5, 0xE1, 0xF1, 0xF6, 0xEE, 0xF1, 0xFD,  
0xC1, 0xF4, 0xE2, 0x23, 0xC1, 0x38, 0xC1, 0x3F, 0x2B, 0xFD, 0x39, 0x36, 0x1A, 0x2B, 0xC1, 0x01,  
0x07, 0x0B, 0x25, 0xCC, 0xE7, 0x01, 0x24, 0xD8, 0xC9, 0xDB, 0x20, 0x28, 0x0C, 0x1A, 0x3F, 0xEA,  
0xE7, 0xCD, 0xEC, 0xE0, 0xF2, 0x27, 0xDF, 0x20, 0xF0, 0xF1, 0xFD, 0x3F, 0x00, 0xFA, 0xE7, 0x21,  
0xF9, 0x02, 0xD2, 0x0E, 0xEF, 0xFD, 0xD3, 0xE4, 0xFF, 0x12, 0x15, 0x16, 0xF1, 0xDE, 0xFD, 0x12,  
0x13, 0xE7, 0x15, 0xD8, 0x1D, 0x02, 0x3F, 0x06, 0x1C, 0x21, 0x16, 0x1D, 0xEB, 0xEB, 0x14, 0xF9,  
0xC5, 0x0C, 0x01, 0xFB, 0x09, 0xFA, 0x19, 0x0E, 0x01, 0x1B, 0xE8, 0xFB, 0x00, 0x01, 0x30, 0xF7,  
0x0E, 0x14, 0x06, 0x15, 0x27, 0xEA, 0x1B, 0xCB, 0xEB, 0xF7, 0x3F, 0x07, 0xFB, 0xF7, 0xD8, 0x29,  
0xEE, 0x26, 0xCA, 0x07, 0x20, 0xE8, 0x15, 0x05, 0x06, 0x0D, 0x0D, 0x1E, 0x1C, 0x0F, 0x0D, 0x35,  
0xF7, 0x1B, 0x06, 0x30, 0x02, 0xFD, 0xE2, 0xCD, 0x2F, 0x35, 0xEB, 0x1A, 0x0D, 0xE9, 0xFC, 0x34,  
0xE6, 0x17, 0x2C, 0x33, 0xF0, 0x13, 0xEF, 0x1B, 0x19, 0x23, 0xD1, 0xEF, 0xD5, 0xCB, 0xF7, 0xF1,  
0x04, 0xF7, 0x27, 0xF9, 0x26, 0x02, 0xF7, 0xCB, 0x2A, 0x0A, 0xEA, 0xED, 0xEC, 0x04, 0xF2, 0x25,  
0x17, 0xDB, 0x1E, 0xC1, 0x3C, 0xC9, 0xE4, 0xF1, 0x14, 0x03, 0x27, 0x25, 0x21, 0x1C, 0x14, 0xF4,  
0x0F, 0x12, 0xE9, 0xEE, 0x15, 0xDC, 0xEE, 0x1F, 0x3F, 0xDE, 0xE7, 0x2C, 0xF0, 0xE2, 0x1D, 0xE5,  
0x15, 0x07, 0x02, 0xDF, 0x06, 0xD3, 0x1F, 0x0E, 0xED, 0xFF, 0x29, 0xFF, 0xED, 0xD6, 0xD6, 0x1C,  
0x11, 0xDE, 0xE2, 0x0E, 0xEE, 0xD1, 0xD9, 0x02, 0x0F, 0xFE, 0xF0, 0xD9, 0xF6, 0xFC, 0xDA, 0x16,  
0x03, 0xD2, 0xDD, 0x20, 0x04, 0xE8, 0x3F, 0xDE, 0x0C, 0xFB, 0xED, 0xC7, 0x1F, 0xC1, 0xCE, 0x02,  
0xF1, 0x37, 0x0B, 0xE3, 0x20, 0xCE, 0x0D, 0xEB, 0x0A, 0xE3, 0xF3, 0xDC, 0x01, 0xD2, 0x02, 0x3F,  
0x02, 0x25, 0xD5, 0xFC, 0xEB, 0xCE, 0x3F, 0x00, 0x3E, 0x2D, 0xE1, 0x19, 0x1C, 0x01, 0x28, 0xC1,  
0x3F, 0x27, 0x3F, 0xF2, 0x0E, 0x3A, 0xDB, 0xF8, 0xE4, 0x34, 0x18, 0x16, 0x0C, 0xDD, 0x18, 0xED,  
0xCB, 0x0F, 0xF0, 0x01, 0xFB, 0x14, 0xC1, 0x19, 0xCC, 0xEB, 0xEE, 0x19, 0x00, 0x17, 0x2B, 0xFC,  
0x26, 0x0D, 0xEC, 0xF4, 0x2D, 0x2B, 0xE5, 0x25, 0x05, 0x10, 0x26, 0x1D, 0x3F, 0x3F, 0xFD, 0xDC,  
0x18, 0xF0, 0xCB, 0xEF, 0x12, 0x1C, 0x1A, 0xF8, 0xFE, 0x29, 0x1A, 0xCB, 0x1A, 0xC2, 0x0E, 0x0B,  
0x1B, 0xEB, 0xD5, 0xF8, 0xFD, 0x17, 0x0B, 0xFC, 0x00, 0xFA, 0x37, 0x25, 0x0D, 0xE6, 0xEE, 0xF0,  
0x13, 0x0F, 0x21, 0x13, 0x13, 0xE1, 0x12, 0x01, 0x0A, 0xF1, 0xE7, 0xF3, 0x1A, 0xED, 0xD5, 0x0A,  
0x19, 0x39, 0x09, 0xD8, 0xDE, 0x00, 0xF9, 0xE9, 0xEA, 0xFF, 0x3E, 0x08, 0xFA, 0x0B, 0xD7, 0xD7,  
0xDE, 0xF7, 0xE0, 0xC1, 0x04, 0x28, 0xE8, 0x1E, 0x03, 0xEE, 0xEA, 0xEB, 0x1C, 0xF3, 0x17, 0x09,  
0xD6, 0x17, 0xFA, 0x14, 0xEE, 0xDB, 0xE2, 0x2A, 0xD9, 0xC1, 0x05, 0x19, 0x00, 0xFF, 0x06, 0x17,  
0x02, 0x09, 0xD9, 0xE5, 0xF3, 0x20, 0xDD, 0x05, 0xCB, 0x09, 0xF8, 0x05, 0xF1, 0x1F, 0xE5, 0x12,  
0x25, 0xF8, 0x3F, 0xDC, 0xF0, 0xF2, 0xC5, 0x34, 0x21, 0x35, 0xCD, 0xCC, 0x23, 0x1E, 0x01, 0x0B,  
0xFF, 0x10, 0xFE, 0xF9, 0xDF, 0xF9, 0xF5, 0xE5, 0x07, 0xE1, 0x25, 0x1C, 0xC9, 0x00, 0x29, 0xF3,  
0x0A, 0x25, 0xED, 0xF8, 0xFB, 0x20, 0xF8, 0xC1, 0xE5, 0xE0, 0x0F, 0x2F, 0x3A, 0x01, 0xC8, 0xFD,

-15-

0xCA, 0xE1, 0x30, 0x04, 0x19, 0x03, 0x25, 0xF3, 0x24, 0x38, 0xEE, 0xC9, 0x2F, 0xE7, 0x0B, 0xFA,  
0xF7, 0x1B, 0x0A, 0x0B, 0x2D, 0x2D, 0x0B, 0xE8, 0x08, 0xDB, 0x0B, 0x04, 0xE8, 0xD0, 0xEE, 0x18,  
0xEF, 0x11, 0xC1, 0xD6, 0x15, 0x3F, 0xF5, 0xF4, 0x2A, 0x29, 0xEF, 0xF0, 0xFA, 0x36, 0x33, 0xED,  
0x19, 0xDF, 0x11, 0x09, 0xF5, 0x18, 0xF1, 0x3F, 0x14, 0x0C, 0xD2, 0xFF, 0xFF, 0x34, 0x01, 0xE4,  
0xF8, 0x03, 0x3F, 0xF8, 0x3E, 0x21, 0x22, 0xE2, 0x0F, 0xEF, 0x1A, 0xE4, 0xF5, 0x08, 0x15, 0xEF,  
0xF3, 0xE4, 0xDF, 0xF6, 0xFC, 0xE8, 0x21, 0x06, 0x20, 0x02, 0x17, 0x1B, 0x3F, 0xDB, 0x16, 0x2C,  
0xE0, 0xFA, 0xDA, 0xD8, 0xD3, 0x0B, 0x0E, 0x10, 0xED, 0xD5, 0xF0, 0x30, 0xD3, 0x13, 0x04, 0xE1,  
0xFF, 0xFB, 0x3F, 0xE8, 0xEE, 0xE5, 0x0B, 0xEF, 0xEF, 0xE6, 0x2C, 0xD3, 0x00, 0x18, 0x26, 0xFE,  
0xC1, 0x08, 0x16, 0xFE, 0xDC, 0x00, 0xE4, 0xF7, 0xDC, 0x0E, 0x2E, 0x1D, 0x18, 0x0A, 0x08, 0x37,  
0xC9, 0x10, 0xD7, 0x17, 0x17, 0xFB, 0x11, 0xD5, 0x15, 0x1C, 0xD0, 0x3F, 0xF8, 0x00, 0x00, 0xED,  
0xC1, 0xFF, 0x00, 0x1F, 0x2E, 0x00, 0x12, 0xE0, 0xE2, 0xF7, 0x13, 0xC1, 0x1C, 0x18, 0xF8, 0x3F,  
0x2C, 0xEB, 0xCA, 0xE7, 0xF8, 0x03, 0xEE, 0x22, 0x17, 0xF9, 0x35, 0x14, 0x1C, 0x03, 0x09, 0x03,  
0x01, 0x2B, 0xD4, 0xD2, 0xF8, 0xF6, 0xF5, 0x06, 0x03, 0xFE, 0xDA, 0xD3, 0xFF, 0x03, 0xEF, 0xFE,  
0x09, 0x01, 0xC9, 0x02, 0xDF, 0xD8, 0x3C, 0xF7, 0xF0, 0xEE, 0xD6, 0x3F, 0x21, 0x16, 0x08, 0x17  
};

CLAIMS

1           1.       A method for simulating film grain in an image block of M x N pixels, where  
2 N and M are integers greater than zero, comprising the steps of:  
3           computing the average of the pixel values within the block of M x N pixels;  
4           selecting a film grain block of M x N pixels from among a pool of previously  
5 established blocks containing film grain as a function of the average value of the image  
6 block and a random number; and  
7           blending each pixel in the selected film grain block with a corresponding pixel in the  
8 image block.

1           2.       The method according to claim 1 further including the step of accessing a  
2 look up table containing random numbers to obtain the random number.

1           3.       The method according to claim 2 further comprising the step of populating  
2 the look-up table in advance of film grain simulation with random numbers generated by a  
3 random number generator.

4.       A method for creating a block of M x N pixels with film grain, where N and  
M are integers greater than zero, comprising the steps of:  
          receiving film grain information that includes at least one parameter that specifies an  
attribute of the film grain to appear in the block;  
          creating a block of M x N random values selected from a previously established list  
of Gaussian random numbers;  
          computing an Discrete Cosine Transform of the M x N block of random numbers;  
          filtering the M x N coefficients resulting from the Discrete Cosine Transform by at  
least one parameter in the received film grain information;  
          computing an Inverse Discrete Cosine Transform of the filtered set of coefficients;  
          scaling all the pixel values in the block as indicated by one parameter in the received  
film grain information; and  
          storing the created block of film grain into a pool of film grain blocks.

1           5.       The method according to claim 4 further comprising the step of performing an  
2 integer approximation of a Discrete Cosine Transform (DCT) and the Inverse Discrete  
3 Cosine Transform (IDCT) to reduce complexity.

1           6.       The method according to claim 4 further comprising the step of scaling top  
2 and bottom edges of the created film grain block to hide block edges.

1           7.       The method according to claim 4 wherein the step of receiving the film grain  
2 information further comprises the step of decoding a Supplemental Enhancement  
3 Information message containing the at least one parameter.

1           8.       Apparatus for simulating film grain in an image block of  $M \times N$  pixels, where  
2  $N$  and  $M$  are integers greater than zero, comprising:

3               means for computing the average of the pixel values within the block of  $M \times N$   
4 pixels;

5               means for selecting a film grain block of  $M \times N$  pixels from among a pool of  
6 previously established blocks containing film grain as a function of the average value of the  
7 image block and a random number; and

8               means for blending each pixel in the selected film grain block with a corresponding  
9 pixel in the image block.

1           9.       The apparatus according to claim 8 further a look up table containing random  
2 numbers to obtain the random number.

1           10.      The method according to claim 9 where the look-up table is populated in  
2 advance of film grain simulation with random numbers generated by a random number  
3 generator.

11.       An apparatus for creating a block of  $M \times N$  pixels with film grain, where  $N$   
and  $M$  are integers greater than zero, comprising:

            means for receiving film grain information that includes at least one parameter that  
specifies an attribute of the film grain to appear in the block;

-18-

means for creating a block of  $M \times N$  random values selected from a previously established list of Gaussian random numbers;

means for computing an Discrete Cosine Transform of the  $M \times N$  block of random numbers;

means for filtering the  $M \times N$  coefficients resulting from the Discrete Cosine Transform by at least one parameter in the received film grain information;

means for computing an Inverse Discrete Cosine Transform of the filtered set of coefficients;

means for scaling all the pixel values in the block as indicated by one parameter in the received film grain information; and

means for storing the created block of film grain into a pool of film grain blocks.

1           12.    The apparatus according to claim 11 further comprising means for performing  
2 an integer approximation of a Discrete Cosine Transform (DCT) and the Inverse Discrete  
3 Cosine Transform (IDCT) to reduce complexity.

1           13.    The apparatus according to claim 11 further comprising the means for scaling  
2 top and bottom edges of the created film grain block to hide block edges.

1           14.    The apparatus according to claim 11 wherein means for receiving the film  
2 grain information further comprises means for decoding a Supplemental Enhancement  
3 Information message containing the at least one parameter.

1

1/1

FIG. 1

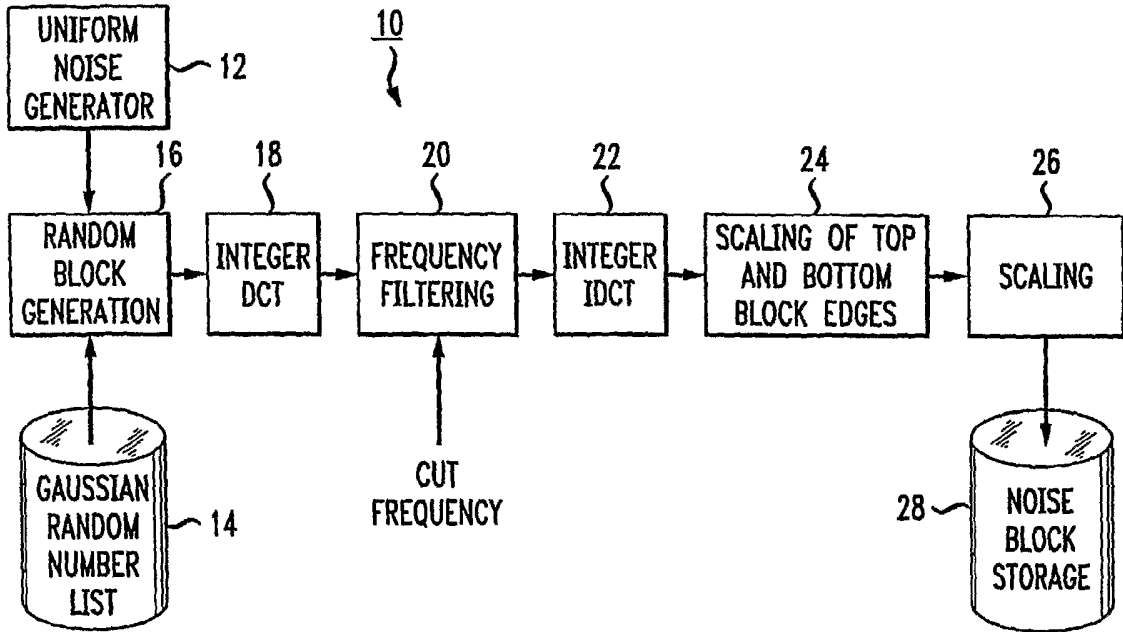
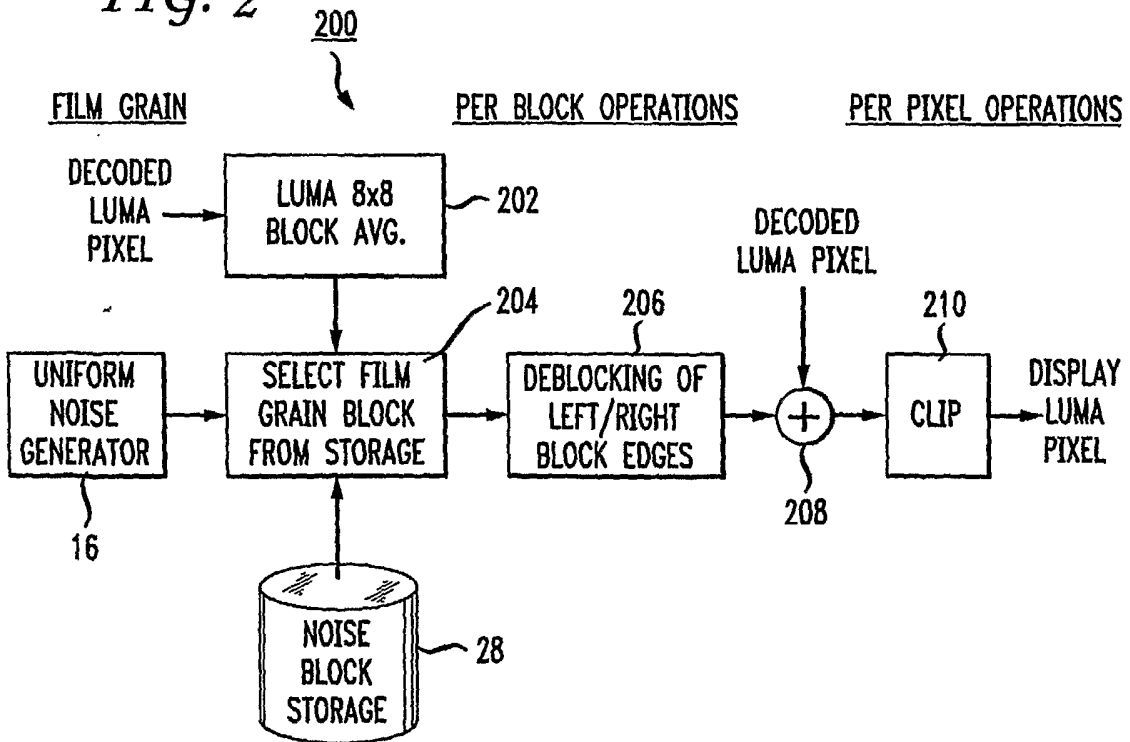


FIG. 2



INTERNATIONAL SEARCH REPORT

International Application No

PCT/US2004/033713

A. CLASSIFICATION OF SUBJECT MATTER  
 IPC 7 H04N7/26 H04N5/262

According to International Patent Classification (IPC) or to both national classification and IPC

B. FIELDS SEARCHED

Minimum documentation searched (classification system followed by classification symbols)  
 IPC 7 H04N

Documentation searched other than minimum documentation to the extent that such documents are included in the fields searched

Electronic data base consulted during the international search (name of data base and, where practical, search terms used)

EPO-Internal, WPI Data, INSPEC, IBM-TDB, COMPENDEX

C. DOCUMENTS CONSIDERED TO BE RELEVANT

Category °	Citation of document, with indication, where appropriate, of the relevant passages	Relevant to claim No.
X	CHRISTINA GOMILA: "SEI message for film grain encoding: syntax and results" JVT OF ISO IEC MPEG AND ITU-T VCEG JVT-I013 REVISION 2, 2 September 2003 (2003-09-02), pages 1-11, XP002308743 SAN DIEGO, CA, USA	4-7, 11-14
Y	page 1, line 1 - page 5, last paragraph	1-3,8-10
Y	WO 97/22204 A (PRZYBORSKI, GLENN, B; GIBSON, ROBERT, F; HARN, JOHN, H; HUCKE, LLOYD,) 19 June 1997 (1997-06-19)	1-3,8-10
A	page 21, line 26 - page 22, line 31; figure 9	4-7, 11-14

Further documents are listed in the continuation of box C.

Patent family members are listed in annex.

° Special categories of cited documents :

- "A" document defining the general state of the art which is not considered to be of particular relevance
- "E" earlier document but published on or after the international filing date
- "L" document which may throw doubts on priority claim(s) or which is cited to establish the publication date of another citation or other special reason (as specified)
- "O" document referring to an oral disclosure, use, exhibition or other means
- "P" document published prior to the international filing date but later than the priority date claimed

- "T" later document published after the international filing date or priority date and not in conflict with the application but cited to understand the principle or theory underlying the invention
- "X" document of particular relevance; the claimed invention cannot be considered novel or cannot be considered to involve an inventive step when the document is taken alone
- "Y" document of particular relevance; the claimed invention cannot be considered to involve an inventive step when the document is combined with one or more other such documents, such combination being obvious to a person skilled in the art.
- "&" document member of the same patent family

Date of the actual completion of the international search

11 March 2005

Date of mailing of the international search report

18/03/2005

Name and mailing address of the ISA

European Patent Office, P.B. 5818 Patentlaan 2  
 NL - 2280 HV Rijswijk  
 Tel. (+31-70) 340-2040, Tx. 31 651 epo nl,  
 Fax: (+31-70) 340-3016

Authorized officer

Heising, G

## INTERNATIONAL SEARCH REPORT

International Application No

PCT/US2004/033713

## C.(Continuation) DOCUMENTS CONSIDERED TO BE RELEVANT

Category °	Citation of document, with indication, where appropriate, of the relevant passages	Relevant to claim No.
A	SCHLOCKERMANN M ET AL: "Film grain coding in H.264/AVC" JOINT VIDEO TEAM (JVT) OF ISO/IEC MPEG & ITU-T VCEG (ISO/IEC JTC1/SC29/WG11 AND ITU-T SG16 Q6), 2 September 2003 (2003-09-02), pages 1-8, XP002311238 SAN DIEGO, CA, USA page 1, line 1 - page 2, last line -----	1-14
A	CHRISTINA GOMILA, ALEXANDER KOBILANSKY: "SEI message for film grain encoding" JVT OF ISO IEC MPEG AND ITU-T VCEG JVT-H022, 23 May 2003 (2003-05-23), pages 1-14, XP002308742 GENEVA, SWITZERLAND abstract page 2, paragraph 1 - page 6, last line ; figures 1,2 page 9, paragraph 1 - paragraph 2 -----	1-14
A	US 5 641 596 A (GRAY ET AL) 24 June 1997 (1997-06-24) abstract column 1, line 36 - line 57 column 6, line 18 - column 8, line 7; figure 3 -----	1-14

# INTERNATIONAL SEARCH REPORT

Information on patent family members

International Application No

PCT/US2004/033713

Patent document cited in search report		Publication date		Patent family member(s)		Publication date
WO 9722204	A	19-06-1997	US	5831673 A		03-11-1998
			AU	1148597 A		03-07-1997
			WO	9722204 A1		19-06-1997
<hr/>						
US 5641596	A	24-06-1997	NONE			
<hr/>						