



US00D748260S

(12) **United States Design Patent**  
**Chang et al.**

(10) **Patent No.:** **US D748,260 S**

(45) **Date of Patent:** **\*\* \*Jan. 26, 2016**

(54) **HANDLE FOR LAPAROSCOPIC DEVICE WITH INTEGRAL ROTATION WHEEL**

(75) Inventors: **Shu Kuen Chang**, Evanston, IL (US); **Stephan Merkle**, Chicago, IL (US); **Subrat K. Samantray**, Khandagiri (IN); **Grant T. Sims**, Littleton, CO (US); **Sean T. O'Neill**, Campbell, CA (US); **Ryan C. Artale**, Boulder, CO (US); **Tony Moua**, Broomfield, CO (US); **Robert M. Sharp**, Boulder, CO (US); **Roland J. Wyatt**, Bozeman, MT (US)

5,456,684	A	10/1995	Schmidt et al.
5,569,243	A	10/1996	Kortenbach et al.
5,637,110	A	6/1997	Pennybacker et al.
5,674,220	A	10/1997	Fox et al.
5,688,270	A	11/1997	Yates et al.
D416,089	S	11/1999	Barton et al.
6,096,037	A	8/2000	Mulier et al.
6,228,083	B1	5/2001	Lands et al.
D454,951	S	3/2002	Bon
D457,958	S	5/2002	Dycus et al.
6,419,675	B1	7/2002	Gallo, Sr.
6,458,130	B1	10/2002	Frazier et al.
6,464,701	B1	10/2002	Hooven et al.
D466,209	S	11/2002	Bon

(Continued)

(73) Assignee: **Covidien LP**, Mansfield, MA (US)

*Primary Examiner* — Robert M Spear

(\*) Notice: This patent is subject to a terminal disclaimer.

*Assistant Examiner* — Marissa J Cash

(\*\*) Term: **14 Years**

(57) **CLAIM**  
The ornamental design for a handle for laparoscopic device with integral rotation wheel, as shown and described.

(21) Appl. No.: **29/415,267**

**DESCRIPTION**

(22) Filed: **Mar. 8, 2012**

(51) **LOC (10) Cl.** ..... **24-02**

(52) **U.S. Cl.**

USPC ..... **D24/146**

(58) **Field of Classification Search**

USPC ..... D7/649; D8/14.1, 29.1, 92, 93, 95, 97, D8/98, 99; D19/110, 115; D24/130, 133, D24/146, 147, 150, 151; 30/151, 162, 338, 30/339; 606/4, 5, 6, 41, 44, 45, 46, 49, 606/166

CPC ..... A61F 9/00763; A61F 9/00754; A61B 10/0275; A61B 10/04

See application file for complete search history.

FIG. 1 is a perspective view of a handle for laparoscopic device with integral rotation wheel in accordance with the present design;

FIG. 2 is a rear view of the handle for laparoscopic device with integral rotation wheel of FIG. 1;

FIG. 3 is a front view of the handle for laparoscopic device with integral rotation wheel of FIG. 1;

FIG. 4 is a top view of the handle for laparoscopic device with integral rotation wheel of FIG. 1;

FIG. 5 is a bottom view of the handle for laparoscopic device with integral rotation wheel of FIG. 1;

FIG. 6 is a left side view of the handle for laparoscopic device with integral rotation wheel of FIG. 1; and,

FIG. 7 is a right side view of the handle for laparoscopic device with integral rotation wheel of FIG. 1.

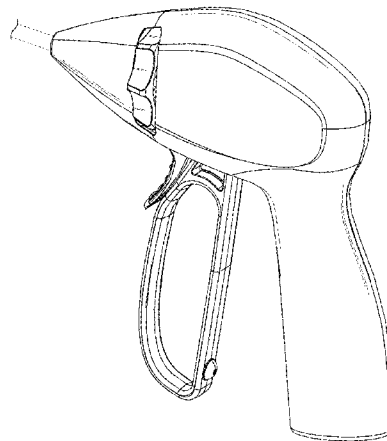
In FIGS. 1-7, the features of the handle for laparoscopic device with integral rotation wheel shown in phantom lines depict environmental subject matter only and form no part of the claimed design.

(56) **References Cited**

**U.S. PATENT DOCUMENTS**

5,282,800	A	2/1994	Foshee et al.
D348,930	S	7/1994	Olson
5,330,471	A	7/1994	Eggers
D354,564	S	1/1995	Medema

**1 Claim, 7 Drawing Sheets**



(56)

References Cited

U.S. PATENT DOCUMENTS

6,585,735 B1	7/2003	Frazier et al.	D621,503 S	8/2010	Otten et al.
6,682,528 B2	1/2004	Frazier et al.	D628,290 S	11/2010	Romero
D496,997 S	10/2004	Dycus et al.	7,857,812 B2	12/2010	Dycus et al.
D499,181 S	11/2004	Dycus et al.	8,287,536 B2	10/2012	Mueller et al.
D502,994 S	3/2005	Blake, III	8,647,341 B2	2/2014	Dycus et al.
D509,297 S	9/2005	Wells	8,888,775 B2 *	11/2014	Nau et al. .... 606/49
6,960,210 B2	11/2005	Lands et al.	2005/0113826 A1 *	5/2005	Johnson et al. .... 606/45
D531,311 S	10/2006	Guerra et al.	2009/0105750 A1	4/2009	Price et al.
7,156,846 B2	1/2007	Dycus et al.	2010/0094289 A1	4/2010	Taylor et al.
D541,418 S	4/2007	Schechter et al.	2011/0036183 A1 *	2/2011	Artale et al. .... 73/862.621
7,207,990 B2	4/2007	Lands et al.	2011/0077648 A1 *	3/2011	Lee et al. .... 606/51
7,232,440 B2	6/2007	Dumbauld et al.	2012/0210240 A1	8/2012	Neystadt et al.
D547,154 S	7/2007	Lee	2012/0271346 A1 *	10/2012	Townsend et al. .... 606/205
7,384,420 B2	6/2008	Dycus et al.	2013/0085491 A1 *	4/2013	Twomey et al. .... 606/41
D575,401 S	8/2008	Hixson et al.	2013/0190753 A1 *	7/2013	Garrison et al. .... 606/41
7,553,311 B2	6/2009	Anders et al.	2013/0232753 A1 *	9/2013	Ackley et al. .... 29/407.05
7,597,693 B2	10/2009	Garrison	2013/0304059 A1	11/2013	Allen, IV et al.
D620,593 S *	7/2010	Tran et al. .... D24/144	2014/0005666 A1 *	1/2014	Moua et al. .... 606/45
			2014/0025071 A1 *	1/2014	Sims et al. .... 606/46
			2014/0025073 A1 *	1/2014	Twomey et al. .... 606/51
			2014/0107685 A1 *	4/2014	O'Neill et al. .... 606/170

\* cited by examiner

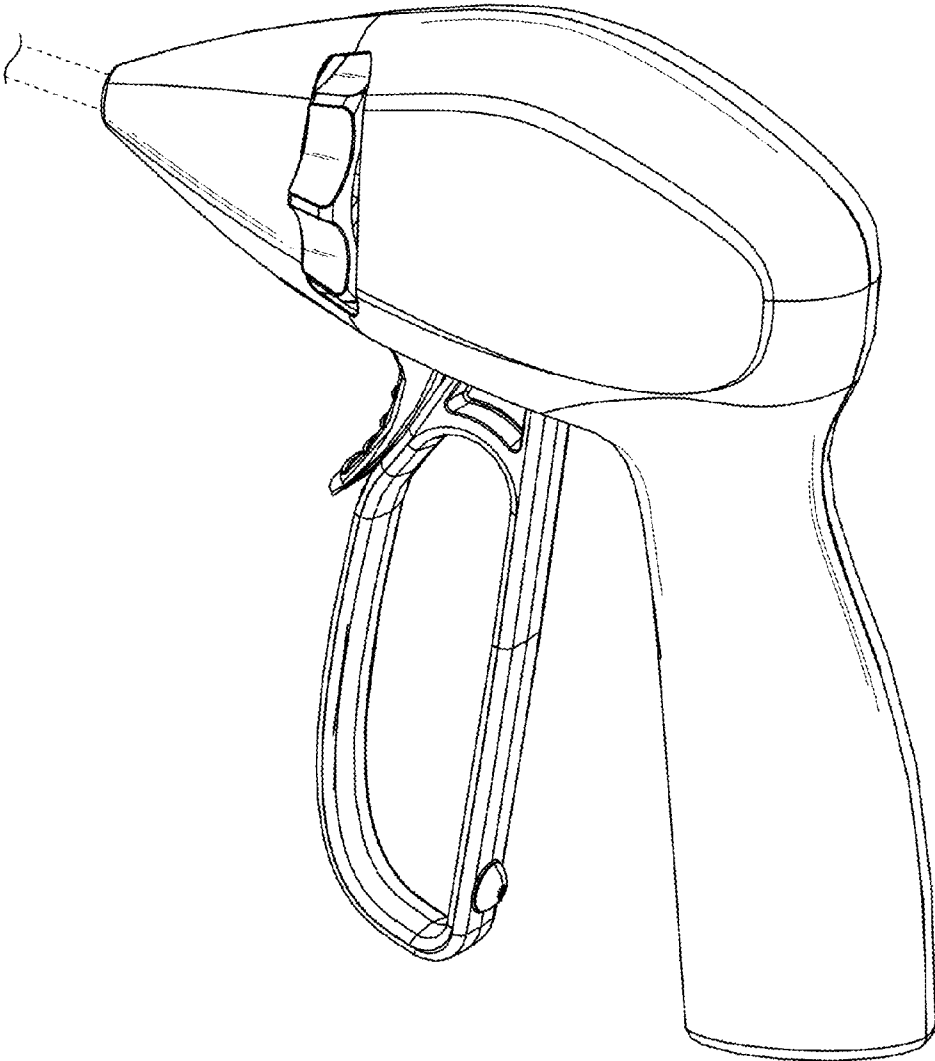
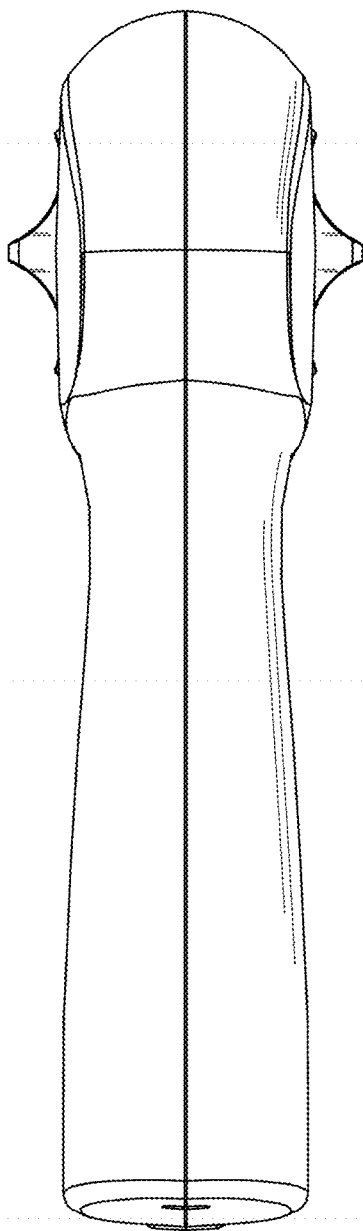
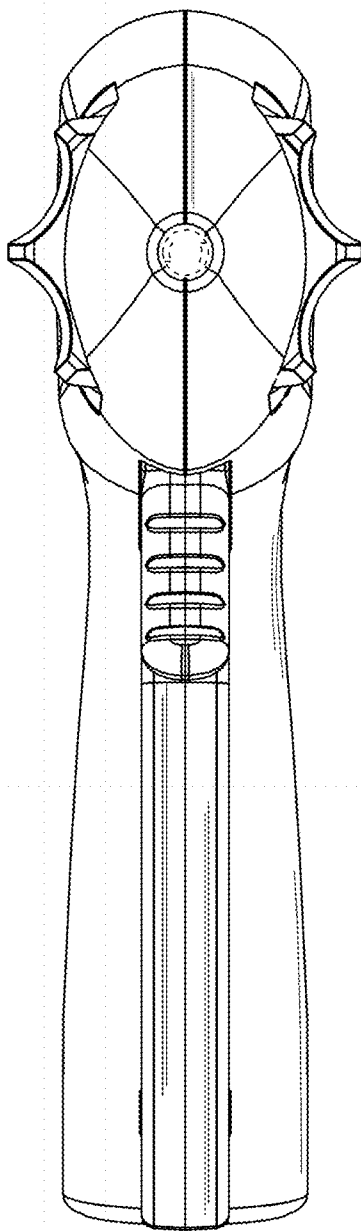


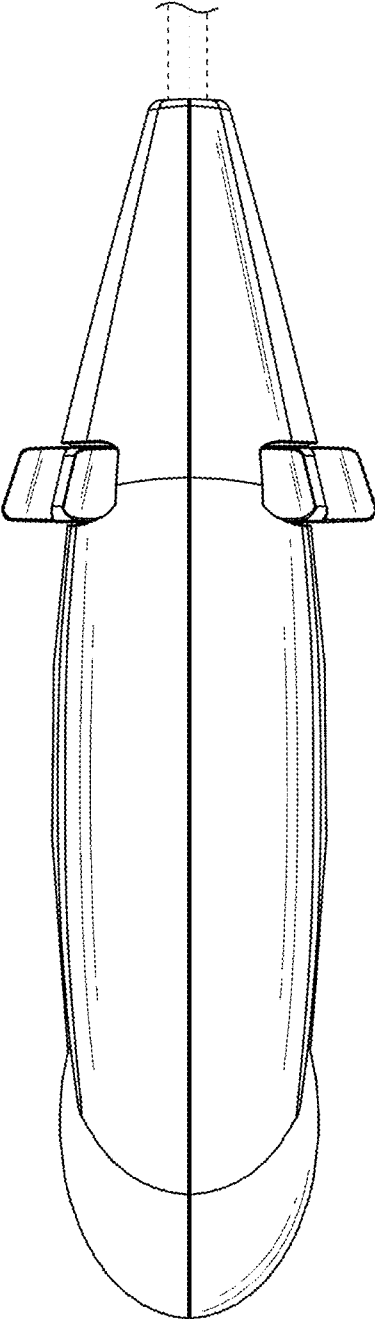
Fig. 1



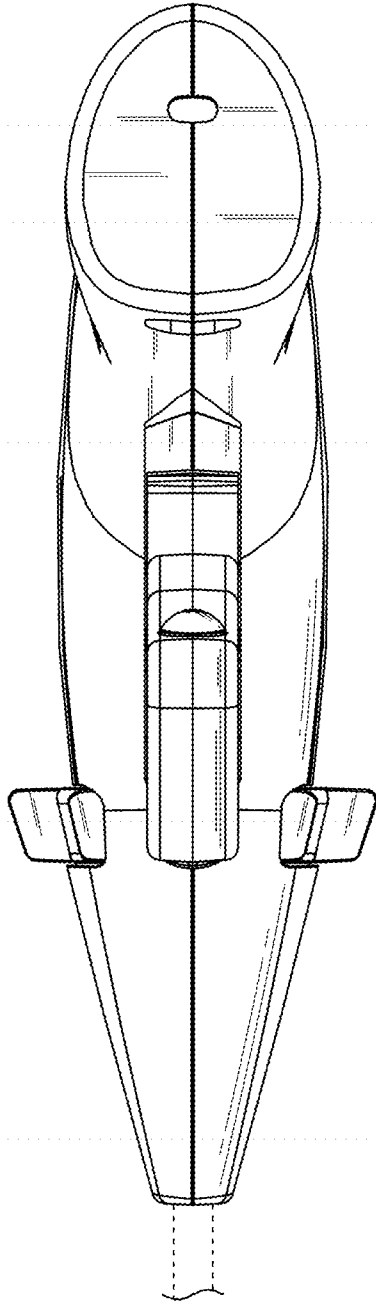
**Fig. 2**



**Fig. 3**



**Fig. 4**



**Fig. 5**

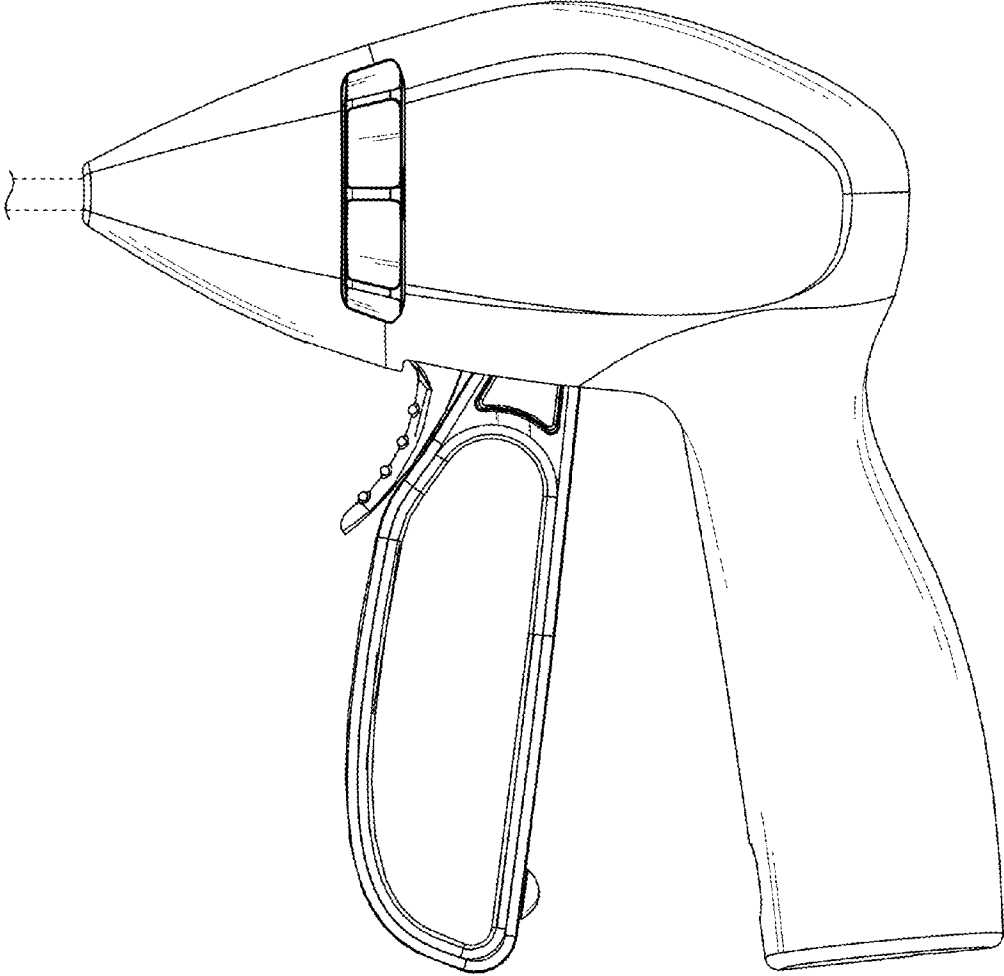


Fig. 6



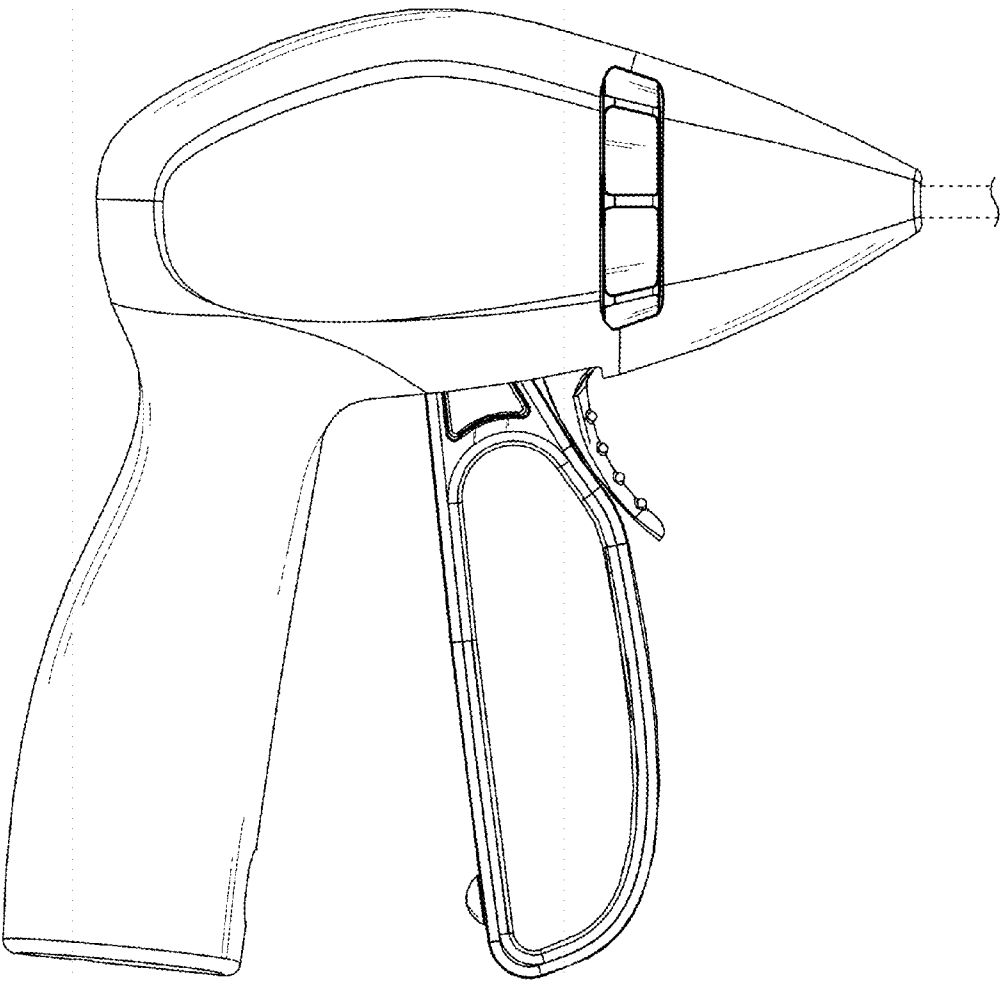


Fig. 7